

## **DUNDEE CITY COUNCIL**

**REPORT TO:** Leisure, Arts and Communities Committee - 13 September 2010  
**REPORT ON:** Dundee Community Safety Partnership Annual Report 2009 - 2010  
**REPORT BY:** Director of Leisure and Communities  
**REPORT NO:** 553-2010

### **1.0 PURPOSE OF REPORT**

1.1 To present the Dundee Community Safety Partnership Annual Report 2009 - 2010 to members

### **2.0 RECOMMENDATIONS**

2.1 Elected members note and approve the contents of the report

### **3.0 FINANCIAL IMPLICATIONS**

3.1 None

### **4.0 MAIN TEXT**

4.1 The Dundee Community Safety Partnership Annual Report 2009 - 2010 reports on progress of the Community Safety Strategy 2009 - 2012 and Action Plan 1 April 2009 - 31 March 2010 agreed by Committee on 27 April 2009, Report No 205-2009 refers.

4.2 The key achievements outlined within the report include:

- 11% reduction in recorded crime
- 25% reduction in serious assaults and robberies
- 34% reduction in people charged with carrying offensive weapons
- 29% reduction in Youth Causing Annoyance
- 11% reduction in vandalism
- 11% increase of those who perceive crime had decreased in their neighbourhood
- 9% increase of those perceiving antisocial behaviour to be an infrequent occurrence in their neighbourhood
- Purchase of Mobile Youth Resource Vehicle
- Vice Versa model hailed as best practice
- Reduction in secondary fires
- Quarterly tactical document prepared for Local Community Planning Partnership

4.3 Dundee Community Safety Partnership has responsibility for the Community Safety Section of Dundee's Single Outcome Agreement. The key achievements highlighted in 4.2 demonstrate significant progress towards achieving Dundee's vision of a City where "Our communities will be safe and feel safe".

## **5.0 POLICY IMPLICATIONS**

- 5.1 This report has been screened for any policy implications in respect of Sustainability, Strategic Environmental Assessment, Anti-Poverty, Equality Impact Assessment and Risk Management.

There are no major issues.

An Equality Impact Assessment has been carried out and will be made available on the Council website <http://www.dundee.gov.uk/equanddiv/equimpact/>.

## **6.0 CONSULTATION**

- 6.1 The Chief Executive, Depute Chief Executive (Support Services), Assistant Chief Executive, Director of Finance, Chief Constable and Chief Fire Officer have been consulted on this report and are in agreement with its contents.

## **7.0 BACKGROUND PAPERS**

- 7.1 The following background papers as defined by section 50D of the Local Government (Scotland) Act 1973 were relied on to a material extent in preparing the above report.

Dundee City Council Report No 205-2009  
Equality and Diversity Rapid Impact Assessment

**STEWART MURDOCH  
DIRECTOR OF LEISURE AND COMMUNITIES  
31 AUGUST 2010**

Dundee Community Safety Partnership

Annual Report

1 April 2009 - 31 March 2010



## **Content**

- 1.0 Co-Chairperson Report
- 2.0 Accounts 2009 - 2010
- 3.0 Small Grants
- 4.0 Crimestopper Grants
- 5.0 Dundee Community Safety Partnership Action Plan Report 2009 - 2010
  - 5.1 Commissioning Fund
  - 5.2 Data Collection and Sharing
  - 5.3 Drugs
  - 5.4 Group 1 - 4 Crimes
  - 5.5 Serious Assaults and Robberies
  - 5.6 Use of Community Service Orders
  - 5.7 Targeting Persistent ASB Offenders
  - 5.8 Youths Causing Annoyance
  - 5.9 Diversionary Activities
  - 5.10 Underage Drinking
  - 5.11 Technology Safety
  - 5.12 Personal Safety
  - 5.13 Counter Terrorism
  - 5.14 Wilful Fire-Raising
  - 5.15 Domestic Abuse
  - 5.16 On-Street Prostitution
  - 5.17 Home Safety/Accident Prevention
  - 5.18 Work of Dundee Community Safety Partnership
  - 5.19 Public Perception
  - 5.20 New Initiatives and Additional Funding
- 6.0 Community Intelligence Unit Statistics
- 7.0 Note of AGM - 24 September 2009

## 1.0 Co-Chairperson Report

During the period 1 April 2009 - 31 March 2010 the Dundee Community Safety Partnership has continued to drive the Community Safety Theme of the Dundee Community Plan on behalf of the Dundee Partnership. The Dundee Community Safety Partnership priorities within the Community Safety Strategy 2009 - 2012 are:

- Reduce crime in groups 1 - 4
- Feeling safer
- Reducing wilful fire-raising
- Community tension and counter terrorism
- Prostitution
- Home safety and accident prevention
- Substance misuse
- Partnership working

In addition, the Dundee Community Safety Partnership continues to take responsibility for the implementation of the Community Safety Section of the Dundee Partnership's Single Outcome Agreement.

Dundee Community Safety Partnership is recognised nationally as one of the four or five top performing Community Safety Partnerships in Scotland.

It is testament to the hard work and innovative approaches by partners that in spite of severe financial constraints, Dundee Community Safety Partnership has delivered on its promise to ensure Dundee's communities will be safe and feel safe.

Key achievements include:

- 11% reduction in recorded crime
- 25% reduction in serious assaults and robberies
- 34% reduction in people charged with carrying offensive weapons
- 29% reduction in Youth Causing Annoyance
- 11% reduction in vandalism
- 11% increase of those who perceive crime had decreased in their neighbourhood
- 9% increase of those receiving antisocial behaviour to be an infrequent occurrence in their neighbourhood
- Purchase of Mobile Youth Resource Vehicle
- Vice Versa model hailed as best practice
- Reduction in secondary fires
- Quarterly tactical document prepared for Local Community Planning Partnership

Additional funding was made available by the Scottish Government to support the Safer Streets campaign over the festive period. Securing even more additional funding will become a greater priority over the coming years and partners will continue to look at ways of achieving this.

We continue to face challenges to deliver high quality services and reassurance for the citizens of Dundee and will continue to work in partnership with them and others to ensure Dundee remains a safe place in which to live, work and visit.

We commend this annual report to you which demonstrates the continued improvements to the safety of our City and for its citizens.

## 2.0 Accounts

### LEISURE & COMMUNITIES DEPARTMENT

## 2.1 Community Safety

### Analysis of Income/Expenditure for Year Ended 31 March 2010

<b>COMMUNITY SAFETY PARTNERSHIP AWARD</b>	£	
Award 2009/10	63,000	
<b>TOTAL INCOME</b>	<b>63,000</b>	
<b>EXPENDITURE (INCLUDING COMMITMENTS)</b>		
<b>Community Safety Partnership Award</b>	28,765	
<b>Small Grant Awards</b>	4,890	
<b>Partnership - Admin, Printing and Publicity</b>	3,023	
<b>Target Hardening</b>	10,000	
<b>Initiatives</b>		
Bulky Uplifts	10,000	
Act Now	2,000	
<b>TOTAL EXPENDITURE</b>	<b>58,678</b>	

*Nicola Pearson*

---

Nicola Pearson, Finance Officer  
Leisure & Communities Department

All the above funds are administered through the Leisure & Communities Department of Dundee City Council and as such come within the remit of the Council's Internal and External Auditors.

## 2.0 Accounts

### LEISURE & COMMUNITIES DEPARTMENT

## 2.2 Community Safety

### Analysis of Income/Expenditure for Year Ended 31 March 2010

<b>LOCAL ACTION FUND</b>	
<b>INCOME</b>	<b>£</b>
Budget 2009/10	113,600
<b>TOTAL INCOME</b>	<b>113,600</b>
<b>EXPENDITURE</b>	
East Diversionary Youth Work	26,725
West Diversionary Youth Work	15,996
Central Diversionary Youth Work	18,625
The Shore Diversionary Youth Work	25,000
Youth Mobile Resource Vehicle	9,937
Hilltown Music Project	2,686
<b>TOTAL EXPENDITURE</b>	<b>98,969</b>

### *Nicola Pearson*

Nicola Pearson, Finance Officer  
Leisure and Communities Department

All the above funds are administered through the Leisure & Communities Department of Dundee City Council on behalf of Dundee Community Safety Partnership and as such come within the remit of the Council's Internal and External Auditors

### 3.0 Small Grants

#### COMMUNITY SAFETY GRANTS AWARDED - APR 2009 - MAR 2010

NO.	DATE	ORGANISATION/AGENCY	AMOUNT	BRIEF DESCRIPTION OF PROJECT/APPLICATION
1	Apr 2009	Dundee Voluntary Action	£500	Admin expenses for running of Community Safety Network.
2	Apr 2009	CYPPC / CSP Peer Education	£500	New Internet Safety / Technology Safety resource - Mousetrap, produced by Peer Education Project.
3	Apr 2009	St. Mary's and Brackens Community Safety Group	£490	Safety Day, equipment purchase and admin.
4	Aug 2009	Violence Against Women Partnership	£500	Dissemination of products displaying emergency contact information for specialist agencies providing information and support to victims of domestic abuse.
5	Sept 2009	Peer Education Project	£200	Production of up to 100 Upload / Mousetrap DVDs.
6	Sept 2009	DCC Education Department	£500	Attendance Initiative leaflet. Safety contact details on back.
7	Nov 2009	MidLin News Group	£300	6 full page safety adverts in MidLin News.
8	Nov 2009	Balmoral Residents Association	£350	Purchase of safety equipment for safety days plus admin for group.
9	Nov 2009	Violence Against Women Partnership	£500	Consultation day for young people to gather information from young people/children about their understanding of domestic abuse.
10	Nov 2009	Amina (Muslim Women's Helpline)	£250	To help towards running costs for 3 safety events for women from Muslim communities.
11	Jan 2010	Celebrate Age Network Forum	£500	Multi-agency event to promote community safety for older people in Craigiebank.
12	Feb 2010	Violence Against Women Partnership	£300	Snakes and ladders board game for direct work with young people affected by domestic abuse. Also for partner agencies.
			<b>£4890</b>	



## 4.0

**DUNDEE COMMUNITY SAFETY PARTNERSHIP  
CRIMESTOPPERS ACCOUNTS  
2009 - 2010**

	Date	Particulars	Contact	Cheque Number	CRIMESTOPPERS			INTEREST		OVERALL BALANCE
					PAID IN	PAID OUT	BALANCE	PAID IN	TOTAL	
10	31/03/2009	Statement 9					£ 20,552.10	£ -	£ -	£ 20,749.25
11	09/04/2009	DUNCAN		000007		£ 1,010.00	£ 19,542.10	£ -	£ -	£ 19,739.25
12	18/05/2009	Tayside Police		000008		£ 552.25	£ 18,989.85	£ -	£ -	£ 19,187.00
13	18/05/2009	Tayside Police		000009		£ 260.00	£ 18,729.85	£ -	£ -	£ 18,927.00
14	17/07/2009	Statement 11 + Interest					£ 18,729.85	£ 2.06	£ 2.06	£ 18,929.06
15	18/09/2009	Statement 12					£ 18,729.85	£ -	£ -	£ 18,929.06
16	24/09/2009	PDQ Print Services		000010		£ 296.27	£ 18,433.58	£ -	£ -	£ 18,632.79
17	29/09/2009	Public Relations - DCC		000011		£ 1,615.00	£ 16,818.58	£ 1.90	£ 1.90	£ 17,019.69
18	19/10/2009	PDQ Print Servies		000012		£ 381.73	£ 16,436.85	£ -	£ -	£ 16,637.96
19	14/01/2010	Statement 15 + Interest						£ 1.74	£ 1.74	£ 16,639.70
20	24/03/2010	DVAWP		000013		£ 1,739.00	£ 14,697.85		£ -	£ 14,900.70
							<b>Closing Balance as at 31 March 2010</b>			<b>£ 14,900.70</b>

## ACTION PLAN REPORTING TEMPLATE

<b><u>Project Description</u></b>	<b>COMMISSIONING FUND</b>
Commissioning Fund available to support Community Safety Priorities and matched funding secured.	
<b><u>Outputs Delivered</u></b>	
<ul style="list-style-type: none"><li>➤ Money allocated as per commissioning strategy</li><li>➤ Underspend re-allocated within Community Safety Partnership priorities</li></ul>	
<b><u>Outcomes Achieved</u></b>	
<ul style="list-style-type: none"><li>➤ Commissioning Fund supported the Community Safety Partnership priorities</li></ul>	
<b><u>Supporting Evidence</u></b>	
<ul style="list-style-type: none"><li>➤ Financial statement</li><li>➤ Action Plan reports</li></ul>	

## ACTION PLAN REPORTING TEMPLATE

**Project Description****DATA COLLECTION AND SHARING**

Data collection and sharing within the Community Safety Partnership will be more comprehensive

**Outputs Delivered**

- Range of tactical assessments prepared for Community Safety Partnership members including monthly, quarterly and ad hoc as required.
- More partners are contributing to intelligence gathering process

**Outcomes Achieved**

- Partners are able to target resources on the basis of available intelligence and evidence
- More collaborative working
- Maximising scarce resources has been evident

**Supporting Evidence**

- Tactical documents available
- Intelligence input logged
- Partner reports on joint working undertaken

## ACTION PLAN REPORTING TEMPLATE

**Project Description**     **DRUGS**

Increase amount of drugs and cash seized whilst ensuring child referrals are made appropriately and reduce drug overdoses

**Outputs Delivered**

- 173 cases of persons charged with supply of Class A drugs
- Cash seized 08/09 - £67,368.85 (awaiting 09/10 figures)
- 08/09 - 2332 child referrals of which 57 were drug related  
09/10 - 3582 child referrals of which 1130 were drug related. (This is not necessarily children taking drugs but where children have been involved in an incident where drugs are a factor.)

**Outcomes Achieved**

- The number of respondents within the Tayside Police Public Perception Survey who thought that drug dealing/abuse had occurred less often rose from 43% in 2008 to 47% in 2009

**Supporting Evidence**

- Police statistics
- Police Public Perception Survey

## ACTION PLAN REPORTING TEMPLATE

<b><u>Project Description</u></b>	<b>GROUP 1 - 4 CRIMES</b>
<p><b><u>Group 1 – Serious and Violent Crime</u></b> Includes violent crime against the person – murder, attempted murder, serious assault, abduction, threats and robbery. Offences of careless driving where death is caused and where the driver is disqualified or unlicensed. The more serious non-sexual offences against children and some firearms offences also fall into this category.</p> <p><b><u>Group 2 – Sexual crimes</u></b> Rape, lewd and libidinous practices, sexual intercourse with children under 16, prostitution offences, conspiracy to commit sexual acts outside the UK, grooming of children, procurement of sexual services from children</p> <p><b><u>Group 3 – Crimes of Dishonesty</u></b> Covers all crimes involving theft (housebreaking, vehicle crime, shoplifting etc) but also reset (receiving stolen property), embezzlement, fraud, forgery, corruption, currency offences and proceeds of crime.</p> <p><b><u>Group 4 – Miscellaneous</u></b> Covers crimes involving damage to property (fire-raising, vandalism, reckless damage, malicious mischief) and also reckless conduct (with or without firearms).</p>	
<b><u>Outputs Delivered</u></b>	
<ul style="list-style-type: none"> <li>➤ Improved Police and partner working to tackle hotspots</li> <li>➤ Detection rate remained at 47% for 09/10 as it was in 08/09</li> <li>➤ Antisocial Behaviour legislation used appropriately</li> </ul>	
<b><u>Outcomes Achieved</u></b>	
<ul style="list-style-type: none"> <li>➤ Reduction of 11% in recorded crime. (08/09 - 10,752 crimes recorded. 09/10 - 9,600 crimes recorded)</li> <li>➤ Increased intelligence gathering</li> <li>➤ Antisocial Behaviour legislation used appropriately</li> </ul>	
<b><u>Supporting Evidence</u></b>	
<ul style="list-style-type: none"> <li>➤ Police statistics</li> <li>➤ Antisocial Behaviour Team statistics</li> </ul>	

## ACTION PLAN REPORTING TEMPLATE

**Project Description**      **SERIOUS ASSAULTS AND ROBBERIES**

Reduction in serious assaults and robberies and safer environment in pubs and clubs. Increase in number of women, children and young people affected by domestic abuse, rape and sexual assault referred to appropriate services.

**Outputs Delivered**

- Pro-active policing and partner input
- Registration and training of door stewards
- Best Bar None accreditation promoted
- Positive partnership working on appropriate referrals

**Outcomes Achieved**

- 25% reduction in serious assaults and robberies (08/09 - 373. 09/10 - 276)
- 23% reduction in injuries sustained in pubs and clubs (08/09 - 26. 09/10 - 20)
- 34% reduction in people charged with carrying offensive weapons or bladed instrument (08/09 - 207. 09/10 - 159)
- 275 referrals made to partner agencies

**Supporting Evidence**

- Police and partner statistics

## ACTION PLAN REPORTING TEMPLATE

**Project Description****USE OF COMMUNITY SERVICE ORDERS**

Use of Community Service Orders to help tackle Community Safety issues.

More effective partnership working to tackle Community Safety issues affecting local communities.

**Outputs Delivered**

- Community Safety Orders linking to LCPP priority actions and achieving improvements to the fabric of communities
- Level of crime have reduced within communities
- Higher visibility of unpaid work (Community Safety Orders) within communities leading to greater community satisfaction

**Outcomes Achieved**

- 261 participant opportunities taken up (170 Male, 91 Female)
- Participants improved confidence, self esteem and skill level
- Downward trend in Youth Calls and Vandalism

**Supporting Evidence**

- Minutes of partner meetings (LCPP, CJA etc)
- Police statistics
- CJA statistics

## ACTION PLAN REPORTING TEMPLATE

**Project Description****TARGETING PERSISTENT ASB OFFENDERS**

Targeting of available resources to focus on most persistent perpetrators of antisocial behaviour and crime.

Increased voluntary sector input to tackle Community Safety.

**Outputs Delivered**

- Youth Intervention Model established
- Positive partnership intervention
- Tactical assessment informs hotspots and key perpetrators
- Community Safety Workers support Community Safety Network/local groups to target community safety issues

**Outcomes Achieved**

- Targeted partner input focussing on hotspots leading to reduction in youth causing annoyance
- Capacity of voluntary sector increased to tackle community safety issues
- Celebrate Age Network held safety event for 65 people

**Supporting Evidence**

- Partner statistics
- Group minutes and reports



## ACTION PLAN REPORTING TEMPLATE

<p><b><u>Project Description</u></b>                      <b>YOUTH CAUSING ANNOYANCE</b></p> <p>Reduction in Youth Causing Annoyance calls on Police Command and Control System and resultant positive perception results.</p>
<p><b><u>Outputs Delivered</u></b></p> <ul style="list-style-type: none"><li>➤ Effective partnership co-ordination of intervention measures</li></ul>
<p><b><u>Outcomes Achieved</u></b></p> <ul style="list-style-type: none"><li>➤ 29% reduction in Youth Causing Annoyance (08/09 - 8972. 09/10 - 6384)</li><li>➤ 11% increase of those who perceived crime had decreased in their neighbourhood (08- 16%. 09 - 27%)</li><li>➤ 9% increase of those perceiving antisocial behaviour to be an infrequent occurrence in their neighbourhood (08 - 45%. 09 - 54%)</li><li>➤ 11% decrease in vandalism (08/09 - 2835. 09/10 - 2561)</li><li>➤ 1% increase in detection rate</li><li>➤ Vandalism strategy and Graffiti Strategy now in place</li></ul>
<p><b><u>Supporting Evidence</u></b></p> <ul style="list-style-type: none"><li>➤ Police statistics</li><li>➤ Strategy documents</li></ul>

## ACTION PLAN REPORTING TEMPLATE

<p><b><u>Project Description</u></b>                      <b>DIVERSIONARY ACTIVITIES</b></p> <p>Target diversionary activities to hotspots and ensure co-ordinated approach to tackling antisocial behaviour.</p>
<p><b><u>Outputs Delivered</u></b></p> <ul style="list-style-type: none"><li>➤ Deployment of Youth Intervention Model in Mid Craigie/Linlathen</li><li>➤ Appropriate use of antisocial behaviour legislation</li><li>➤ Local Action Fund targeted to fewer, more focussed projects. (538 sessions offered to 15,442 participants)</li></ul>
<p><b><u>Outcomes Achieved</u></b></p> <ul style="list-style-type: none"><li>➤ 31% reduction in Youth Causing Annoyance calls in Mid Craigie/Linlathen (08/09 - 73. 09/10 - 51)</li><li>➤ Community feedback indicates greater feeling of safety</li><li>➤ Young people improved confidence, leadership, communication and respect for self and others</li><li>➤ Peer mentors provided positive role models</li></ul>
<p><b><u>Supporting Evidence</u></b></p> <ul style="list-style-type: none"><li>➤ Police statistics</li><li>➤ Local Action Fund reports</li><li>➤ Follow-up perception surveys</li></ul>

## ACTION PLAN REPORTING TEMPLATE

<p><b><u>Project Description</u></b>                      <b>UNDERAGE DRINKING</b></p> <p>Young people will have access to appropriate services and engage less in ASB related to underage drinking.</p>															
<p><b><u>Outputs Delivered</u></b></p> <ul style="list-style-type: none"> <li>➤ Targeted diversionary work delivered in local areas</li> <li>➤ Police implemented Operation Dry Up</li> <li>➤ Suspect off licences and agents targeted</li> <li>➤ Focus on Alcohol branding agreed by Dundee Community Safety Partnership and Alcohol Drugs Partnership</li> </ul>															
<p><b><u>Outcomes Achieved</u></b></p> <ul style="list-style-type: none"> <li>➤ Purchase of Mobile Youth Resource Vehicle secured</li> <li>➤ Agreed partner input, including voluntary sector, to Focus on Alcohol strategy</li> <li>➤ Alcohol seized:</li> </ul> <table border="1"> <thead> <tr> <th>Alcopops (Bottle)</th> <th>Beer (Bottle/Can)</th> <th>Cider (Lts)</th> <th>Wine (Bottle)</th> <th>Vodka/Juice (Bottle)</th> </tr> </thead> <tbody> <tr> <td>80</td> <td>740</td> <td>1245.5</td> <td>24</td> <td>17</td> </tr> </tbody> </table> <table border="1"> <thead> <tr> <th>Vodka (Bottle)</th> <th>Spirits (Lts)</th> </tr> </thead> <tbody> <tr> <td>61</td> <td>22</td> </tr> </tbody> </table>		Alcopops (Bottle)	Beer (Bottle/Can)	Cider (Lts)	Wine (Bottle)	Vodka/Juice (Bottle)	80	740	1245.5	24	17	Vodka (Bottle)	Spirits (Lts)	61	22
Alcopops (Bottle)	Beer (Bottle/Can)	Cider (Lts)	Wine (Bottle)	Vodka/Juice (Bottle)											
80	740	1245.5	24	17											
Vodka (Bottle)	Spirits (Lts)														
61	22														
<p><b><u>Supporting Evidence</u></b></p> <ul style="list-style-type: none"> <li>➤ Partner statistics</li> <li>➤ Strategy document</li> </ul>															

## ACTION PLAN REPORTING TEMPLATE

<p><b><u>Project Description</u></b>                      <b>TECHNOLOGY SAFETY</b></p> <p>Clarify issues around internet/technology safety and support available.</p>
<p><b><u>Outputs Delivered</u></b></p> <ul style="list-style-type: none"><li>➤ 23 focussed sessions to young people (1240)</li><li>➤ 8 focussed sessions to adults (73)</li><li>➤ Multi-agency group established</li></ul>
<p><b><u>Outcomes Achieved</u></b></p> <ul style="list-style-type: none"><li>➤ Clarity of issues surrounding internet/technology safety and support for those involved in sessions</li><li>➤ Strategy and Action Plan in place bringing greater co-ordination and targeted use of resources</li><li>➤ Work linked to care and protection agenda</li></ul>
<p><b><u>Supporting Evidence</u></b></p> <ul style="list-style-type: none"><li>➤ Participant feedback</li><li>➤ Strategy and action plan</li></ul>

## ACTION PLAN REPORTING TEMPLATE

<p><b><u>Project Description</u></b>      <b>PERSONAL SAFETY</b></p> <p>Targeted safety advice and access to personal alarms for vulnerable individuals and groups.</p>
<p><b><u>Outputs Delivered</u></b></p> <ul style="list-style-type: none"><li>➤ 21 focussed personal safety talks (271 people)</li><li>➤ 13 Community safety information events (1,374 people)</li><li>➤ Target hardening measures fitted to 261 properties</li><li>➤ 355 personal alarms given free under the vulnerable criteria</li></ul>
<p><b><u>Outcomes Achieved</u></b></p> <ul style="list-style-type: none"><li>➤ 51% confirmed they were "not very" or "not at all" concerned about becoming a victim of crime in their area. This is an improvement of 10 percentage points on last year's statistics</li><li>➤ 93% felt safer walking alone in their neighbourhood during the day. This is an improvement of 8 percentage points on last year's statistics</li><li>➤ After dark, 45% felt "fairly" or "very safe". This is an improvement of 5 percentage points on last year's statistics</li><li>➤ Percentage who felt that break-ins to houses occurred "not very often" or "never" rose from 63% in 2008 to 71% in 2009</li></ul>
<p><b><u>Supporting Evidence</u></b></p> <ul style="list-style-type: none"><li>➤ Community Safety Team statistics</li><li>➤ Tayside Police Public Perception Survey 2009</li></ul>

## ACTION PLAN REPORTING TEMPLATE

<p><b><u>Project Description</u></b>      <b>COMMUNITY TENSION AND COUNTER TERRORISM</b></p> <p>Greater understanding and awareness of issues and readiness to respond to the terrorist threat. Better links with communities to identify extremism.</p>
<p><b><u>Outputs Delivered</u></b></p> <ul style="list-style-type: none"><li>➤ 4 ACT NOW events held</li><li>➤ 12 briefings for partner staff groups held</li><li>➤ 8 briefings for Police Officers</li><li>➤ Joint work with Muslim Youth Group</li><li>➤ Regular Police visits to Mosques, airport etc</li></ul>
<p><b><u>Outcomes Achieved</u></b></p> <ul style="list-style-type: none"><li>➤ Greater awareness by staff groupings and others of potential risk factors</li><li>➤ Greater community reassurance</li></ul>
<p><b><u>Supporting Evidence</u></b></p> <ul style="list-style-type: none"><li>➤ Police statistics</li></ul>

## ACTION PLAN REPORTING TEMPLATE

<p><b><u>Project Description</u></b>            <b>WILFUL FIRE RAISING</b></p> <p>Reduction in wilful fire raising</p>
<p><b><u>Outputs Delivered</u></b></p> <ul style="list-style-type: none"><li>➤ Targeted fire setters programme</li><li>➤ Co-ordinated partnership approach to tackling hotspot areas and times</li><li>➤ Programme of school and youth visits/talks</li></ul>
<p><b><u>Outcomes Achieved</u></b></p> <ul style="list-style-type: none"><li>➤ Reduction in secondary fires 2009 - 1153/ 2008 figures incomplete/ 2007 - 2065</li></ul>
<p><b><u>Supporting Evidence</u></b></p> <ul style="list-style-type: none"><li>➤ Fire and Rescue/ Police statistics</li></ul>

## ACTION PLAN REPORTING TEMPLATE

**Project Description****DOMESTIC ABUSE**

Domestic abuse - women, children and young people will feel supported and safer with offenders more effectively targeted.

**Outputs Delivered**

- Dundee Violence Against Women Partnership Strategy and action plan implemented
- Tayside Police Public Protection Unit and wider Police enforcement via Operation Lynchpin, 11 during Christmas 2009

**Outcomes Achieved**

- Levels of domestic abuse reported to Police showed slight increase to 2596 incidents. This is a positive indicator showing greater confidence in those reporting that they will be positively received
- Repeat incidents have shown a steady decrease over latter part of 2009/2010
- 797 offenders charged
- 275 referrals to agencies for support

**Supporting Evidence**

- Dundee Violence Against Women Partnership reporting
- Police statistics



## ACTION PLAN REPORTING TEMPLATE

<b><u>Project Description</u></b>	<b>ON-STREET PROSTITUTION</b>
Engagement with women to reduce their involvement in on-street prostitution and to ensure they are better supported and safer	
<b><u>Outputs Delivered</u></b>	
<ul style="list-style-type: none"> <li>➤ Women supported to engage positively with Police</li> <li>➤ Vice Versa Project established</li> <li>➤ Service Level agreements with Action for Children and Women's Rape and Sexual Abuse Centre to provide support to tackle substance misuse</li> </ul>	
<b><u>Outcomes Achieved</u></b>	
<ul style="list-style-type: none"> <li>➤ Tayside Police made 59 referrals to Vice Versa</li> <li>➤ Reduction in calls from community, 39 from first half of year to 17 in second half of year indicates reduction in level of involvement</li> <li>➤ Vice Versa received 62 referrals</li> <li>➤ Service provided to 25 women, 21 of whom have received drug treatment services</li> <li>➤ 12 have reduced their criminal activity</li> <li>➤ 8 have reduced use of illicit drugs</li> <li>➤ 8 have improved physical health</li> <li>➤ 9 have improved mental health</li> </ul>	
<b><u>Supporting Evidence</u></b>	
<ul style="list-style-type: none"> <li>➤ Vice Versa statistics</li> <li>➤ Police statistics</li> <li>➤ Action for Children statistics</li> <li>➤ WRASAC statistics</li> </ul>	

## ACTION PLAN REPORTING TEMPLATE

**Project Description**      HOME SAFETY/ACCIDENT PREVENTION

Strategy to address home safety/accident prevention will be developed that co-ordinates partner resources effectively

**Outputs Delivered**

- Contacts made with NHS but difficulty experienced in accessing data to establish baselines
- Partners sharing details of vulnerable people with Fire and Rescue Service to ensure home fire safety visits undertaken

**Outcomes Achieved**

- Strategy developed
- Increased home fire safety visits undertaken

**Supporting Evidence**

- Strategy document

## ACTION PLAN REPORTING TEMPLATE

**Project Description****WORK OF DUNDEE COMMUNITY SAFETY PARTNERSHIP**

Local people will have a great awareness of the work and impact of Dundee Community Safety Partnership

**Outputs Delivered**

- Community Safety Partnership feature in Evening Telegraph
- Public advertising of grant availability
- Reporting on funded work carries the Community Safety Partnership logo
- Local Community Safety Partnership initiative e.g. Mid Craigie/Linlathen
- Community Safety Network and local groups supported by Community Safety Partnership

**Outcomes Achieved**

- Local people have more opportunities to hear about work of Community Safety Partnership and how it supports them in their communities
- Local LCPP's receive tasking document to help inform their priorities

**Supporting Evidence**

- Copies of Evening Telegraph feature
- Group minutes/local area newsletters
- Quarterly LCPP tasking documents

## ACTION PLAN REPORTING TEMPLATE

**Project Description****PUBLIC PERCEPTION**

Public perception surveys will allow comparison over time and inform future strategies.

**Outputs Delivered**

- 3,600 surveys were distributed during 2009 -2010

**Outcomes Achieved**

- 27.6% return (994)
- Results have informed strategies

**Supporting Evidence**

- Tayside Police Public Perception survey
- Community Safety Partnership Strategy and Action Plan
- Partner action plans

## ACTION PLAN REPORTING TEMPLATE

**Project Description**      **NEW INITIATIVES AND ADDITIONAL FUNDING**

Opportunities will be available in Dundee to pilot new initiatives and secure additional funding for Community Safety.

**Outputs Delivered**

- Community Safety Partnership piloted new approach to tackling on-street prostitution via Vice Versa Project
- Partnership working established strong case for purchase of Mobile Youth Resource Vehicle
- Agreed partner model for delivery of resources using vehicle

**Outcomes Achieved**

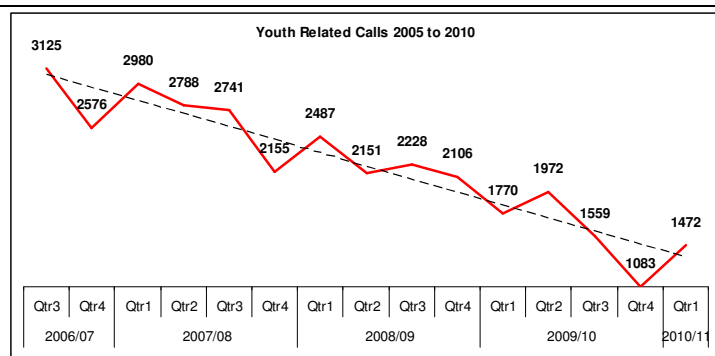
- Vice Versa model recognised by others in the field as good practice nationally
- Funding secured to purchase Mobile Youth Resource Vehicle

**Supporting Evidence**

- Feedback from 4 Cities Group members
- The vehicle and supporting model for vehicle deployment

## 6.0 Community Intelligence Unit Statistics - Analysis of CSP Strategic Assessment Document

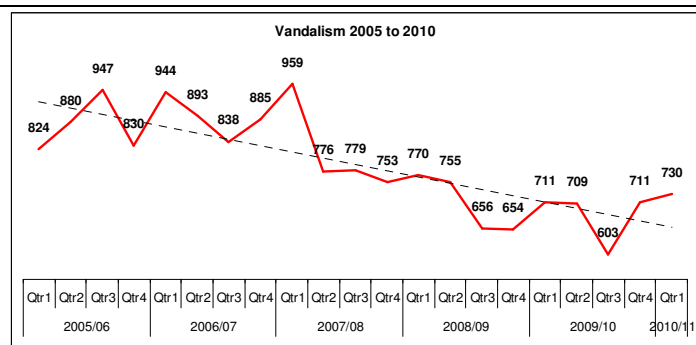
Five year trend graphs for crime and disorder in Dundee. 2010/ 11 projection calculated by multiplying the Q1 figure by 4.



2005	
2006	
2007	10664
2008	8972
2009	6384
<b>2010 Projection</b>	<b>5888</b>

Figures taken from Tayside Police CAPTOR system. This system records all calls and complaints from the public.

There has been a consistent downward trend in youth calls since 2007. The projection for this year estimates a further reduction.

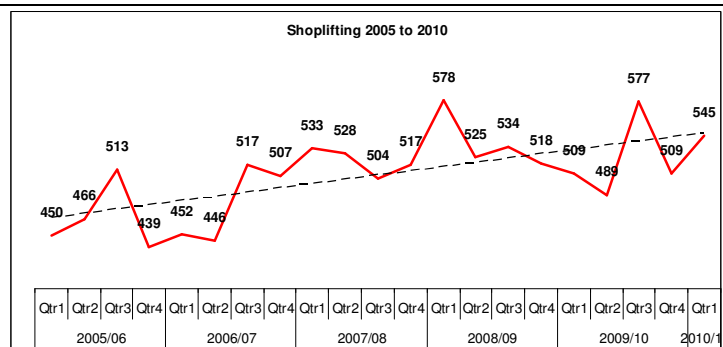


2005	3481
2006	3560
2007	3267
2008	2835
2009	2561
<b>2010 Projection</b>	<b>2908</b>

Figures taken from Tayside Police proMIS management system.

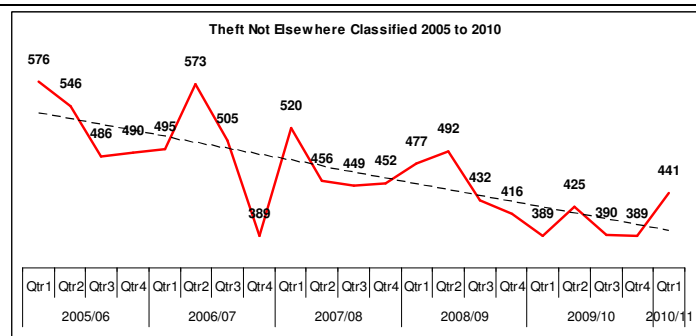
Over the 5 year period the trend has been downward, with occasional peaks. It should be noted however that Q4 of 09/10 and Q1 of 10/11 have seen increasing levels of vandalism. This may be due to several series of graffiti which were recorded retrospectively, and which are detected.

Recent spike reflects the series of graffiti tags across the city (HARM, RESM and WILD) of which about 150 have now been detected.



2005	1868
2006	1922
2007	2082
2008	2155
2009	2122
<b>Projection 2010/ 2011</b>	<b>2148</b>

Figures taken from Tayside Police proMIS management system.



2005	2098
2006	1962
2007	1877
2008	1817
2009	1628
<b>Projection 2010/ 2011</b>	<b>1740</b>

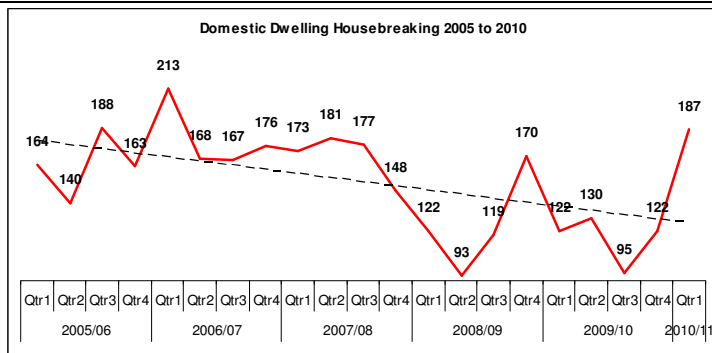
Figures taken from Tayside Police proMIS management system.

Shoplifting has shown an upward trend, the only crime type examined here showing increases. The reason for this is unknown, but is possibly due to criminals committing shoplifting believing they will be dealt with less harshly by courts if caught.

Other possibilities are: shops dealing more robustly, or improved security allowing them to detect more shoplifters.

The majority of these crimes relate to sneak in type thefts, theft of property from business premises and whereby the victim and offender are often known to each other. **True?**

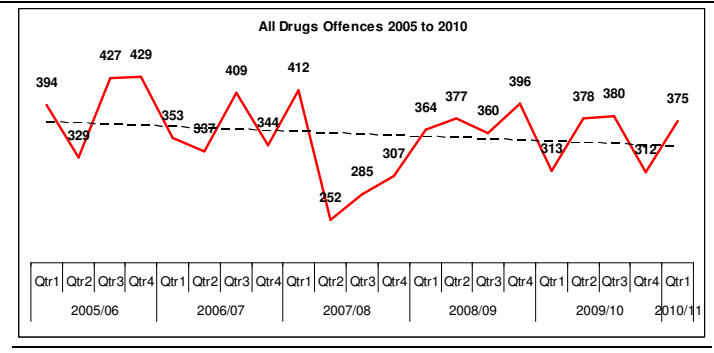
Often see a spike at August/September when students move into accommodation and are a target for sneak in thefts, e.g flats, library. Also a spike in December which often relates to purchases of presents at Christmas time. **True?**



2005	655
2006	724
2007	679
2008	504
2009	493
<b>Projection 2010/ 2011</b>	<b>740</b>

Figures taken from Tayside Police proMIS management system.

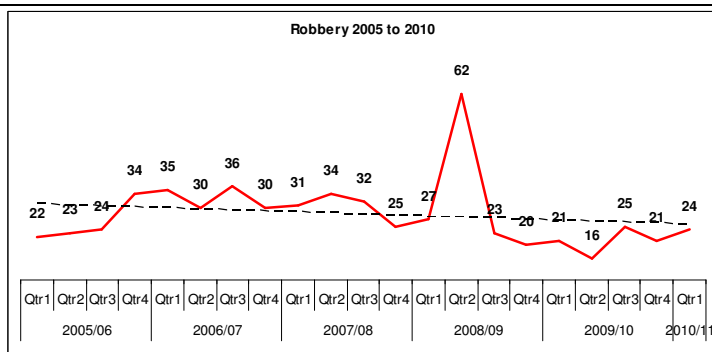
Since May 2009 to the present date, this crime type has seen reported crimes higher than the same period during 2008. The current trend suggests housebreaking crimes will exceed the total figure experienced last year.



2005	1579
2006	1443
2007	1256
2008	1497
2009	1349
<b>Projection 2010/ 2011</b>	<b>1492</b>

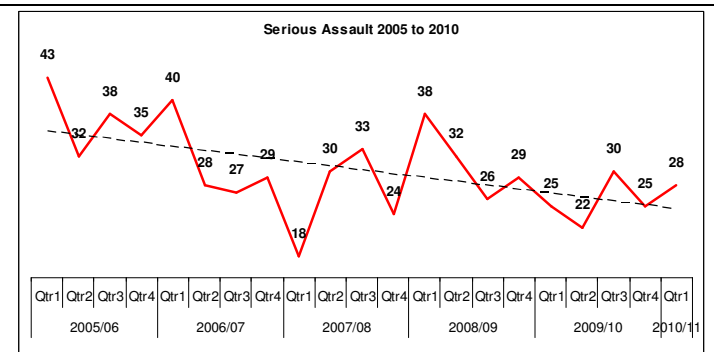
Figures taken from Tayside Police UNIFI crime recording system. This system records all reported crime.

The majority of these crimes are in relation to possession of drugs which is namely heroin. The trend in this crime type is unpredictable and fluctuates both ways and is largely driven by operational police activity.



2005	1579
2006	1443
2007	1256
2008	1497
2009	1349
<b>Projection 2010/ 2011</b>	<b>96</b>

Figures taken from Tayside Police proMIS management system. There has been a slight downward trend in robberies

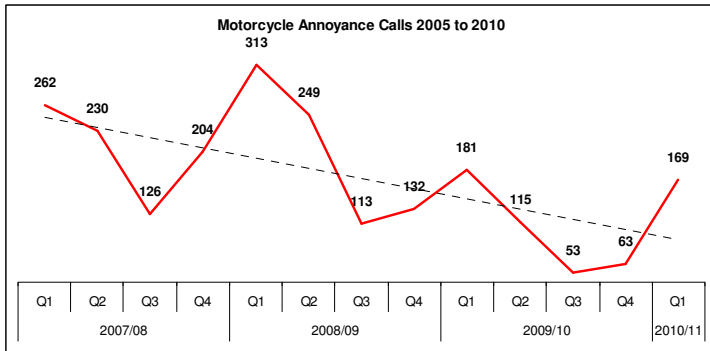


2005	148
2006	124
2007	105
2008	125
2009	100
<b>Projection 2010/ 2011</b>	<b>96</b>

Figures taken from Tayside Police proMIS management system.

over the last 5 years. Although there was a significant spike in Q2 of 08/09, levels have been reducing. Robust investigation shows that a considerable proportion of reported robberies are fabricated. Work is ongoing in Central Division to identify robberies reported solely for the purposes of obtaining crisis loans.

Serious assaults are declining slowly.

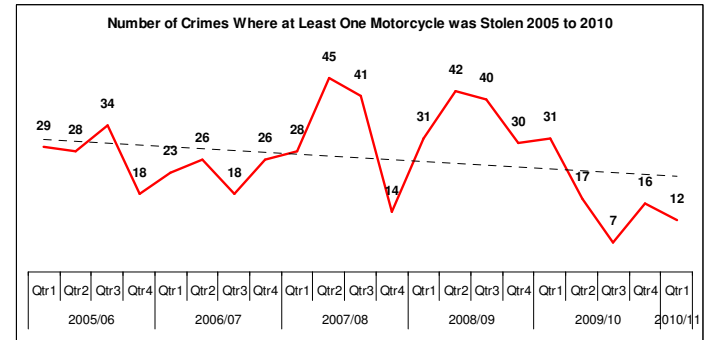


2005	--
2006	--
2007	822
2008	807
2009	412
<b>Projection 2010/ 2011</b>	<b>676</b>

Figures taken from Tayside Police CAPTOR system. This system records all calls and complaints from the public.

A year by year seasonal downward trend is apparent in motorcycle nuisance calls received which is primarily due to the effect of operation Challenge. Generic high-risk times remain 1600-2100 hours. These calls are typically with groups of youths joyriding on motorcycle type vehicles with a number of these being assessed as stolen.

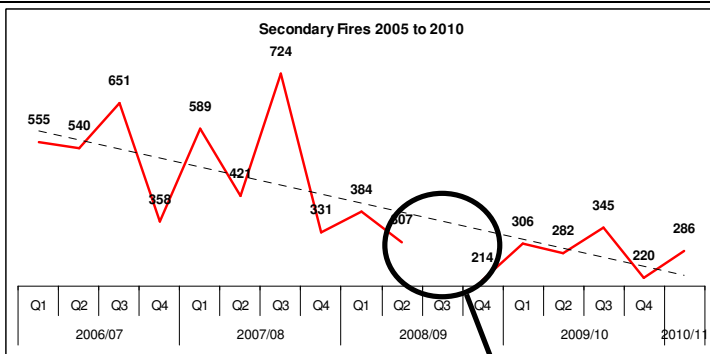
Q1 shows an increase, which has been seen in previous years, and coincides with lighter evenings in BST.



2005	109
2006	93
2007	128
2008	143
2009	71
<b>Projection 2010/ 2011</b>	<b>48</b>

Figures taken from Tayside Police UNIFI crime recording system. This system records all reported crime.

The high levels seen in 2007/ 08 and 2008/ 09 have subsided considerably.



2005	
2006	2104
2007	2065
2008	Incomplete
2009	1153
<b>Projection 2010/ 2011</b>	<b>1144</b>

Data missing

Secondary fire incidents continue to increase on a seasonal basis during the autumn months however there is a general decline in occurrences being received than in previous years.

In previous years there have been considerable problems around Guy Fawkes' Night. There has been considerable joint working between Tayside Fire and Rescue and Tayside Police which has had a considerable impact on the level of fire setting at this time of year. The work has been continued and the results are evident.



**7.0** At a MEETING of the **DUNDEE COMMUNITY SAFETY PARTNERSHIP** held at Dundee on Thursday, 24th September, 2009.

Present:-

Neil GUNN, Leisure and Communities Department  
Bryan KNIGHT, Tayside Police  
Liz KAY, Community Safety Team  
Carole JENKINS, Community Safety Team  
Claire RAMSAY, Community Safety Team  
Chris MUIR, Community Safety Team  
Andy HERMISTON, Tayside Fire and Rescue  
Paul RAEPER, Waste Management Department  
Fiona REEKIE, Anti-social Behaviour Team  
Laura McDERMOTT, Environmental Health and Trading Standards  
Stella CARRINGTON, Dundee West Association  
Mike Hendry, Criminal Justice Team

Apologies:-

Apologies for absence had been received from Colin McKay, Wendy Strathearn, Margaret Munro, Rena Smith, Christine Lowden, Lorraine Bairstow, Doreen Peat, Glyn Lloyd, Jamie McBrearty, Bob Ballantine, Chris Wright, Nancy McFarlane, Joanne Sutherland and Tracey Hatton.

## **I MINUTE OF MEETING OF ANNUAL GENERAL MEETING OF 21ST AUGUST, 2008**

The minute of the above meeting was approved.

## **II CO-CHAIRPERSON'S REPORT**

There was submitted the Co-Chairperson's report, detailing the achievements of the Partnership for the period 1st April to 31st March, 2009, a copy of which is appended to the minute. It was noted that the Partnership was responsible for the Community Safety Theme under the Single Outcome Agreement for the Dundee Partnership and that through this a major contribution had been made to the Dundee Partnership's Building Stronger Communities Theme. Accordingly, changes had been made to the operation of the group, with full membership attending Strategic meetings and separate Operational Group meetings.

Furthermore, sub-groups had been created to address specific issues which arose throughout the year, and which would be kept under constant review.

Reference was also made to the role of Community Safety Networks and the importance of those for giving local communities a forum to discuss issues of local concern.

The importance of the Strategic Assessment was also highlighted, and how this document had been used not only to develop an intelligence led tasking approach, but also develop the Partnership's Community Safety Strategy and Action Plan for the period 2009-2012 to include the undernoted priorities:-

- reducing crime in Groups 1-4

- making people feel safer
- reducing wilful fire raising
- community tension and counter-terrorism
- prostitution
- home safety and accident prevention
- substance misuse
- partnership working

The removal of ring-fenced funding for the delivery of DCSP activities would remain a concern in the current economic climate. However, some additional funding did come to Dundee from the Scottish Government during 2008-09 in the form of Cashback for Communities Funding generated through the proceeds of crime.

Additional funding was also made available by the Scottish Government to support the development of the Prostitution Initiative which aimed to support vulnerable women to access routes out of their chaotic lifestyles.

Safer Street monies from the Scottish Government, albeit at a reduced level for the period 2008-09, supported the introduction of polycarbonate glasses into pubs and clubs, additional policing levels during the festive season and additional diversionary activities for young people. It was noted that a major challenge for the Partnership during the coming year would be the delivery of the DCSP Action Plan and the Dundee Partnership's Single Outcome Agreement, at a time when there would be increased pressure to deliver outcomes with a reduced level of resources.

January 2009 saw the retiral of Tony Boffey and a change of duties for Steven Millar, which meant a changeover in co-chairing responsibilities for the Dundee Community Safety Partnership. On behalf of the Partnership, the co-chairs offered Tony best wishes for his retirement and to Steven in his future career with Tayside Police.

In conclusion it was noted that on a recent visit, Richard Foggo, the senior Scottish Government Official with responsibility for Community Safety, made a comment that Dundee was one of the highest performing Community Safety Partnerships in Scotland. This was testament indeed to all the hard work and commitment put into the Partnership from all those involved, particularly Liz Kay and Bryan Knight.

### **III ACCOUNTS 2008-2009**

Three Statements of Accounts were submitted for the various funding awards:-

#### **(a) COMMUNITY SAFETY PARTNERSHIP AWARD**

It was noted that various initiatives had been able to be supported, such as Victim Support, Bulky Uplifts, Tayside Police ASB Unit Bikes, Youth Diversionary Activities, further support to Operation Dry-Up, Tayside Police Body mounted CCTV and Target Hardening. An underspend of £34,215 remained, which would not be able to be carried forward to future years.

(b) LOCAL ACTION FUND

Members noted the Diversionary works which had been supported throughout the City. It was also noted that the underspend would be allocated in due course.

(c) COMMUNITY SAFETY PARTNERSHIP AWARD - SAFER STREETS INITIATIVE

Members noted that this award had resulted in additionality of weekend Police Officers and an increase in weekend events at The Shore.

Thereafter the Partnership approved the accounts as submitted.

#### IV FUNDING REPORTS - SMALL GRANTS

Members noted the undernoted applications for financial support received during the financial year 2008-2009:-

Date Awarded	Organisation - Amount	Purpose of Grant
June 2008	AMINA - £500	Safety event for Muslim women. Jointly delivered by Community Safety and Violence against Women and Tayside Police.
November 2008	Community Spirit safety group - £500	Safety event held at Blackness Fire Station. Newly formed group's first event.
February 2009	Dundee Voluntary Action - £490.68	Administration grant to continue to support the Community Safety Network.
March 2009	Dance Advance - £500	Dance workshops to allow young people to address community safety and anti-social behaviour issues.

#### V CRIMESTOPPERS GRANTS

Awards paid out through Crimestoppers monies were submitted and noted.

#### VI DUNDEE COMMUNITY SAFETY PARTNERSHIP INITIATIVES 2008-09

It was reported that various initiatives had been supported throughout 2008-2009 including:-

- Local Action Fund

Activities supported included 757 opportunities for young people to participate in Diversionary Activities. In addition to this, a motorcycle project had been supported in

conjunction with the Anti-Social Behaviour Team, with a total of four courses being provided.

- Target Hardening

Victims of house-breaking were continuing to be supported. This project was now not only reactive, but also proactive with awareness of measures available being provided in certain geographic areas. It was envisaged that the concept of Target Hardening would also be broadened to include further preventative home safety measures i.e. smoke alarms, appliance testing.

- Operation Dry-Up

A youth consultation document had been commissioned by the Partnership and it was anticipated that the findings of this would be linked to Operation Dry Up, thus creating a partnership approach. Members also noted that a mobile resource would greatly enhance works in this field.

- Environmental Clean-Up

Paul Raeper provided members with an update on this project. It was reported that an interagency protocol had been agreed for the removal of waste and that this was continuing to operate successfully.

- Outdoor Education

Ancrum Outdoor Education Centre was continuing to provide activities for young people, and all feedback received was extremely positive.

- Dundee Violence Against Women Partnership/Vice Versa

It was reported that Partnership Working with Dundee Violence against Women Partnership was continuing to operate successfully. Furthermore, the Vice Versa project aimed to support on-street prostitutes.

- ASB Bikes

It was noted that funding had enabled Tayside Police to purchase four folding bikes which had enabled officers to be deployed quickly in open spaces where required.

- Body Cameras

It was reported that the provision of these cameras had proven to be invaluable for identification purposes; and also for gathering evidence of anti-social activities. Members further noted that due to the success of this initiative, its expansion was being explored.

- Safer Streets

Members noted that in addition to the increase in weekend Police Officers, a pilot had commenced regarding the use of polycarbonate glasses within city centre

establishments, an evaluation of which would be provided at a later date. If successful it was anticipated that this may be introduced within other city areas.

- Personal Safety

Members noted that the Delphinus Group had been developed to deliver the contest strategy. It was noted that Tayside Police were not capable of delivering Act Now and sessions within the community.

## **VII MONITORING AND EVALUATION**

It was noted that a Fit for Purpose review of the Partnership had been undertaken, the full results of which would be available on receipt of all responses.

## **VIII ANALYSIS OF STRATEGIC ASSESSMENT DOCUMENT**

An analysis document was submitted by Bryan Knight of Tayside Police, a copy of which is appended to the minute.

This document provided a three year comparison for the undernoted issues:-

- Youths Causing Annoyance

It was noted this was continuing to decrease on an annual basis.

- Vandalism

The forecast for this was continual reduction.

- Shoplifting

Credit was paid to the DUNCAN scheme for their involvement in this.

- Theft

Although continuing to reduce, increases were noted before the festive period.

- Housebreaking

A less positive result had been provided free for the current period, possible due to the current economic climate.

- Drugs

A proactive approach by officers had led to an increase in drugs related crimes being reported. It was noted that the majority of crimes were in relation to heroin, giving unpredictable crime types.

- Robbery

Again, this crime type was often linked to drug users. A reduction was anticipated for the year end projection.

- Assault

It was noted that the reduction in assaults was largely due to the success of the Best Bar None scheme.

- Motorcycle Nuisance

A year by year seasonal downturn was apparent. Furthermore, in respect of the motorcycle initiative there was a drop in yearly offending by course attendees.

- Motorcycle Theft

It was reported that this was also continuing to decline.

- Secondary Fires

Partnership working was instrumental in the decrease projected.

## **IX FUTURE PRIORITIES FOR 2009**

It was reported that the main priority of the Partnership was to achieve co-location, as this would greatly assist in achieving outcomes listed in the Action Plan. Members noted that a dedicated group had been established to drive this forward.

Furthermore, data sharing was also a priority, and an analyst group was working to ensure the strategic documents were kept up to date.

Finally it was noted that the Dundee Partnership Awards would take place on Friday, 6th November, 2009, and members were asked to advise the Co-Chairs of their intention to attend.

Neil GUNN, Co-Chair.