



DUNDEE CITY COUNCIL

Policy and Resources Committee – 21st September 2015

DUNDEE CITY LOCAL POLICING AREA PERFORMANCE RESULTS 1st April to 30th June 2015

**Report Number 340-2015 by Chief Superintendent Eddie Smith
Police Scotland 'D' Division (Tayside)**

1. RECOMMENDATION

1.1 It is recommended that members note and scrutinise this operational report.

2. BACKGROUND

2.1 The purpose of this report (Appendix A) is to provide information to the Committee regarding the performance of Police Scotland against performance indicators that will facilitate local scrutiny.

2.2 Appendix A will provide context to the information provided in relation to performance and give information on some of the work which has taken place within the Dundee City Local Policing Area.

2.3 The data provided in this report is for information purposes to allow Committee Members to conduct their scrutiny responsibilities.

3. PERFORMANCE

3.3 Performance Indicators detailed in Appendix A are subdivided into the following priorities within this report which are the Local Policing Priorities as identified in the 3 year Local Policing Plan:

- Serious and Organised Crime
- Public Protection and Safety
- Road Safety
- Antisocial Behaviour
- Housebreaking and Theft
- Terrorism

4. FINANCIAL IMPLICATIONS

4.1. There are no financial implications as a result of this report.

5. STAFFING IMPLICATIONS

5.1 There are no staffing issues as a result of this report.

6. ENVIRONMENTAL ISSUES

6.1 This report does not have any impact on the environment.

7. SUMMARY

7.1 The attached report updates members regarding significant operational matters and gives context to the performance of the local policing area.

8. COMPLIANCE

Is the proposal;

- | | |
|--------------------------------------|-----|
| (a) Human Rights Act 1998 compliant? | YES |
| (b) Equality & Diversity compliant? | YES |



DUNDEE CITY COUNCIL

Policy and Resources Committee
(Police, Fire and Community Safety Committee)

Report by Chief Superintendent Eddie Smith
(Quarter ending 30 June 2015)



Contents

Background to this Report	page 3
Local Policing Priority Updates:	
Serious and Organised Crime	page 4&5
Public Protection and Safety	pages 5,6&7
Road Safety	pages 8&9
Antisocial Behaviour	pages 9&10
Housebreaking and Theft	pages 11&12
Terrorism	page 12
Multi Member Ward Breakdown	page 13

BACKGROUND TO THIS REPORT

As from April 2013, the Police and Fire Reform (Scotland) Act 2012 has required Police Scotland to produce and publish a Local Policing Plan (LPP) for each local authority area. The LPP clearly sets out the policing priorities for Dundee.

Performance in relation to the identified policing priorities is monitored and reviewed internally on a weekly basis. Quarterly reports are produced to allow scrutiny by Dundee City Council Policy and Resources Committee. This report covers the period from 1st April 2015 to 30th June 2015.

Data provided in this report is for information purposes to allow Board Members to conduct their scrutiny responsibilities.

This report will make reference to crime groupings. Groups 1-4 refer to an amalgamation of four crime groups. They are Group 1, consisting of violent crime; Group 2 covering sexual offences; Group 3 covers a wide range of crimes of dishonesty; and Group 4 includes vandalism, fire-raising and malicious mischief.

Serious and Organised Crime

Tackling Serious and Organised Crime Groups (SOCGs) remains a key focus in Dundee.

Dundee Local Policing Area Officers continue to tackle those involved in the supply and distribution of controlled drugs within Dundee.

The number of drugs detections has increased by 21.7% compared to last years figures. The number of detections is not however reflective of the quantity and value of drugs seized.

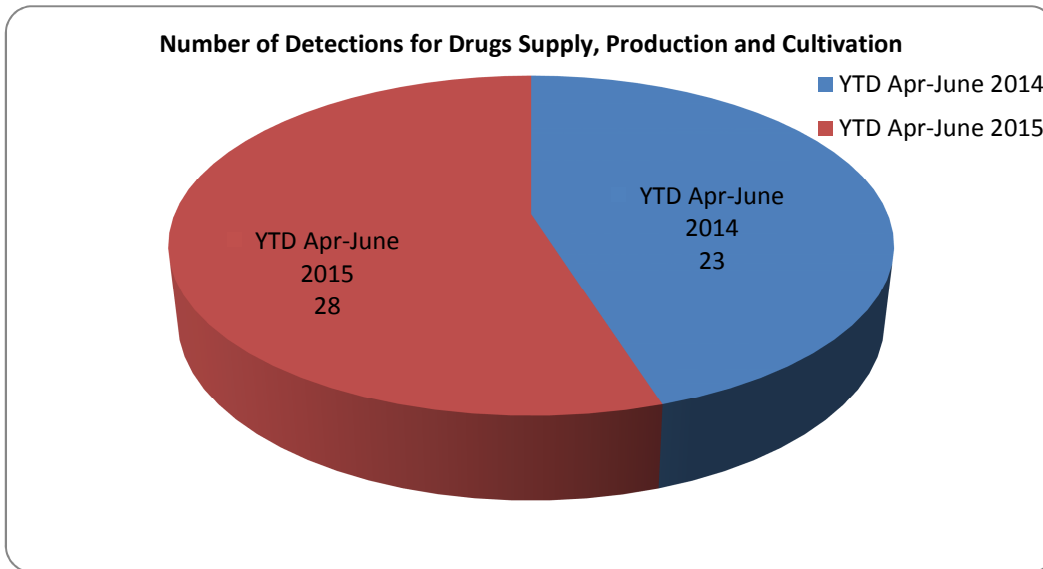
Operation Slate is an on-going operation targeting individuals involved in the supply and distribution of class A Drugs in the Dundee area. This operation will continue and to date has been very successful with 26 individuals arrested for a variety of crimes and offences under the Misuse of Drugs Act and the recovery of drugs worth over £88,000. In the coming weeks and months, such Operations will continue to target those individuals who seek to profit from Serious and Organised crime.

New Psychoactive Substances (NPS) cause harm and suffering within our community. Dundee LPA Officers continue to work closely with partners to share intelligence and information in respect of the sale and misuse of NPS. Officers from Dundee LPA continue to be proactive in respect of educating those affected by substance misuse / abuse with Tayside Intensive Support Services (TISS) very much at the forefront of this approach. Recent legislation has been implemented to cover NPS and Dundee LPA will continue with the proactive approach ensuring that enforcement activity is undertaken when the opportunity presents.

Operation Lingle is a National initiative between Police Scotland and partner agencies that aims to develop good practices with regards policing on- and off-street prostitution. Dundee LPA have worked closely with Women’s Rape and Sexual Abuse Centre (WRASAC) and other partner agencies during this reporting period to ensure the most effective police approach is adopted within Dundee.

Serious and Organised Crime

		5 year average	Apr-June 2014	Apr-June 2015	% Change from last year
22	Number of detections for drugs supply, production, cultivation.	45.8	23	28	21.7%



Public Protection and Safety

Keeping People Safe is a key priority for the Police Service of Scotland.

Dundee City Local Policing Area has seen an overall increase in Crimes of Violence, which includes the additional recording of 10 Serious Assaults.

This increase is predominately due to a change in the Crime Recording Standards and a change in the guidelines interpreting Serious Assault.

There has been a 23.1% increase in crimes of assaults, with 607 incidents being reported to Police, up from 493 in the same period last year.

Crimes of robbery however have seen a 35% reduction from the same period last year, this equates to 7 fewer.

This period also shows a slight reduction of 1.1% with regards the detection rate for Hate Crimes. During this period there have been 45 reported Hate Crimes with 39 being detected.

As explained in previous reports, Crimes of Indecency have increased steadily during the last couple of years, largely due to increased awareness and adult survivors of historic abuse feeling ready to report incidents to Police. This quarter however has seen 30 fewer Crimes of Indecency recorded in comparison to the same period last year. This equates to a significant 21.4% reduction.

Tackling domestic abuse remains a key priority for Police Scotland. Working with our partner agencies we have continued to improve the support available to victims of domestic abuse. This period has seen a slight drop in the number of domestic abuse incidents reported to the Police. The number of these incidents which result in a crime being recorded has however seen a slight increase from 410 to 437.

Preventing Child Sexual Exploitation remains a key focus of Police Scotland. In the coming months, the Scottish Government will launch the first National Missing Person Strategy

NOT PROTECTIVELY MARKED

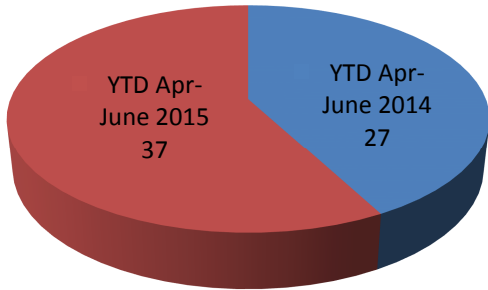
which aims to strengthen partnership working around key vulnerable groups, such as Looked After and Accommodated Children. In the coming months, Dundee City will pilot a new protocol between Police Scotland and Dundee City Council which aims to support multi-agency work when Looked After and Accommodated Children are absent or reported missing. This protocol will result in increased communication between agencies and will better protect the young people of Dundee from Child Sexual Exploitation and other associated risks.

Public Protection and Safety					
		5 year average	Apr-June 2014	Apr-June 2015	% change from last year
1	Total Number Group 1: Crimes of Violence	60.4	61	67	9.8%
2	Murder	0.8	-	-	
3	Attempted Murder	5.4	0	1	-
4	Culpable Homicide (common law)	-	-	-	-
5	Culpable Homicide (other)	-	-	-	-
6	Serious Assault detection rate	85.3%	92.6%	89.2%	-3.4%
7	Serious Assault	25.6	27	37	37.0%
8	Robbery detection rate	76.2%	115.0%	107.7%	-7.3%
9	Robbery	17.0	20	13	-35.0%
10	Petty (Common) Assault detection rate	72.6%	83.6%	78.1%	-5.5%
11	Petty (common) Assault	559.0	493	607	23.1%
12	Stop and searches conducted	-			
Police Scotland is undergoing a test phase on a new stop and search database which went online on 1 June 2015. Validation and testing of the data is still ongoing and further information is not available at this time.					
14	Number of Domestic Abuse incidents reported to the Police	-	645	595	-7.8%
15	Total crimes and offences in Domestic Abuse incidents	-	410	437	6.6%
16	Percentage of Domestic incidents that result in a crime being recorded	-	54.7%	57.1%	2.4%
17	Total crimes and offences in Domestic Abuse incidents detection rate	-	77.1%	82.8%	5.7%
18	Total detections for Domestic Bail offences	-	35	26	-25.7%
19	95% of initial Domestic Abuse Bail Checks are conducted within 24hrs	-	-	95.7%	-
20	Hate crime and offences detection rate	-	87.8%	86.7%	-1.1%
29	Number of Group 2: Crimes of Indecency	75.4	140	110	-21.4%
30	Group 2 crimes detection rate	71.2%	80.7%	67.3%	-13.4%
31	Rape detection rate	68.7%	55.0%	52.2%	-2.8%

NOT PROTECTIVELY MARKED

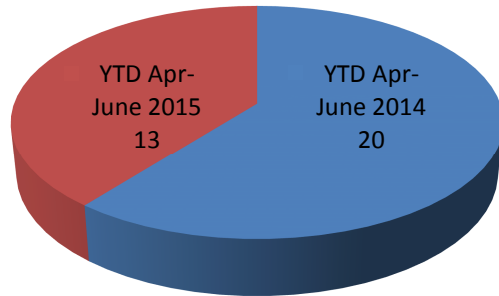
Serious Assault - Total Reported

■ YTD Apr-June 2014
■ YTD Apr-June 2015



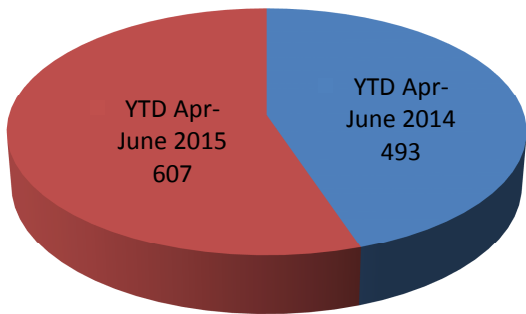
Robbery - Total Reported

■ YTD Apr-June 2014
■ YTD Apr-June 2015



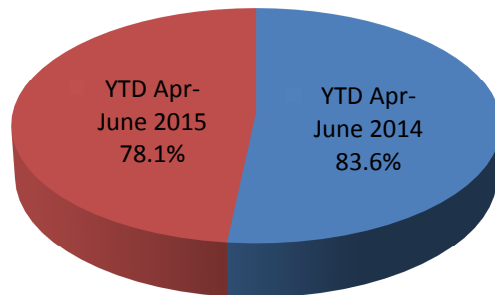
Petty Assault - Total Reported

■ YTD Apr-June 2014
■ YTD Apr-June 2015



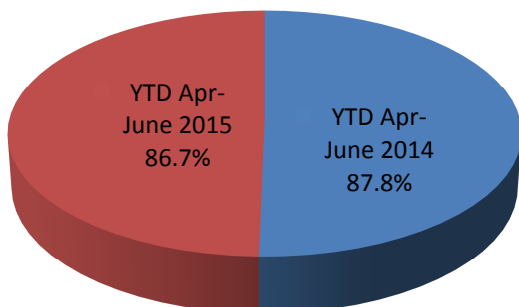
Petty Assault - Detection Rate

■ YTD Apr-June 2014
■ YTD Apr-June 2015



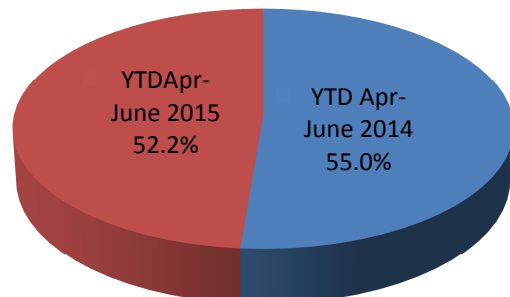
Hate Crime - Detection Rates

■ YTD Apr-June 2014
■ YTD Apr-June 2015



Rape Detection Rates

■ YTD Apr-June 2014
■ YTD Apr-June 2015



Road Safety

The strategic priority for road safety is keeping people safe on the roads of Dundee.

The number of people killed remains at 1 during this reporting period.

Since the last report there has been a significant reduction in the number of people seriously injured on the roads of Dundee. Last year saw 7 people seriously injured and this year has seen the number decrease by 42.9%, to 4 people.

Thankfully, no children were killed as a result of road traffic incidents in this quarter. Unfortunately 2 children were seriously injured during this reporting quarter, which is an increase from 1 during this period last year.

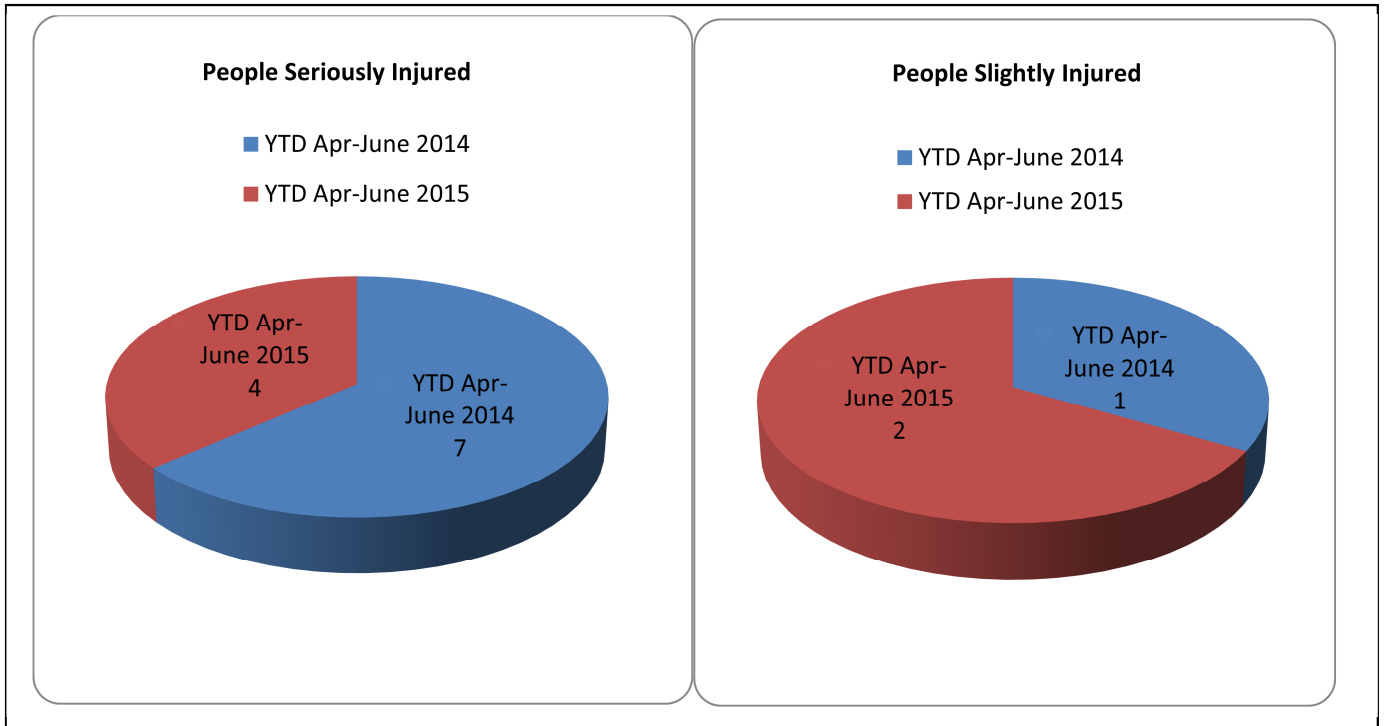
The number of drink / drug detections has increased by 20.1% which is an increase from 38 this period last year, to 48 this year.

This can be partially attributed to the well publicised change in legislation surrounding the decrease of the legal limit for alcohol consumption. This increase in detections can also be attributed to high visibility patrols undertaken by Officers in support of the new legislation. There has been a 50% increase in the number of vehicles stopped and checked by the Divisional Road Policing Unit in this period.

In the coming months we will continue to work with our partner agencies to influence driver behaviour through education and enforcement, which will ultimately continue to make Dundee City roads safer for all.

Road Traffic Statistics

		5 year average	Apr-June 2014	Apr-June 2015	% Change from last year
N/A	People Killed	-	1	1	0.0%
N/A	People Seriously Injured	-	7	4	-42.9%
N/A	People Slightly Injured	-	1	2	100.0%
N/A	Children (aged<16) Killed	-	-	-	-
N/A	Children (aged<16) Seriously Injured	-	1	2	100.0%
32	Dangerous driving	10.2	8	28	250.0%
33	Speeding	248.0	245	235	-4.1%
34	Disqualified driving	10.8	10	28	180.0%
35	Driving Licence	54.4	55	94	70.9%
36	Insurance	125.8	125	167	33.6%
37	Seat Belts	61.4	56	43	-23.2%
38	Mobile Phone	77.8	112	42	-62.5%



Antisocial Behaviour

Our CentreSafe operation and Campaign Against Violence (CAV) deployments have successfully contributed to a decrease in the overall number of complaints of disorder during this reporting period. This is represented in 209 fewer complaints of anti-social behaviour compared to the same period last year, which is a 7.6% reduction.

The success of CentreSafe is evidenced in a 59.5% decrease in the number of detections for consuming alcohol in a designated place. Work by Police and partners to enforce and educate members of the public can be attributed to this reduction.

There has been an increase in reported incidents of Vandalisms and Malicious Mischief this year compared to last year although this years figures still remain below the 5 year average. There have been 106 more Vandalisms and Malicious Mischief, this year, compared to last year. Detection rates however have increased by 6.0% to 25.3% of incidents.

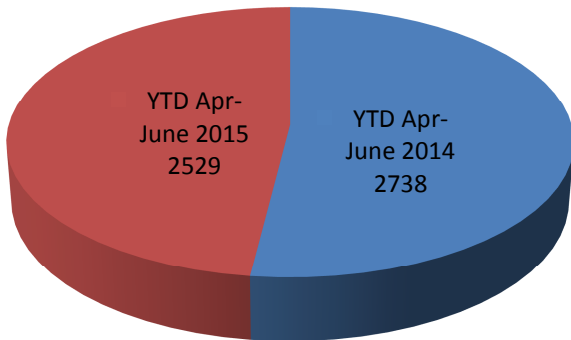
In recent months, Police have worked closely with our partners to reduce antisocial behaviour. High visibility patrols around areas of youth congregation have been crucial to this work.

Antisocial Behaviour

	5 year average	Apr-June 2014	Apr-June 2015	% Change from last year
Number of complaints regarding disorder	-	2738	2529	-7.6%
Vandalism & Malicious Mischief detection rate	28.5%	19.3%	25.3%	6.0%
Vandalism & Malicious Mischief	500.6	368	474	-28.8%
Number of detections for Consuming Alcohol in a designated place (where appropriate byelaws exist)	-	37	15	-59.5%

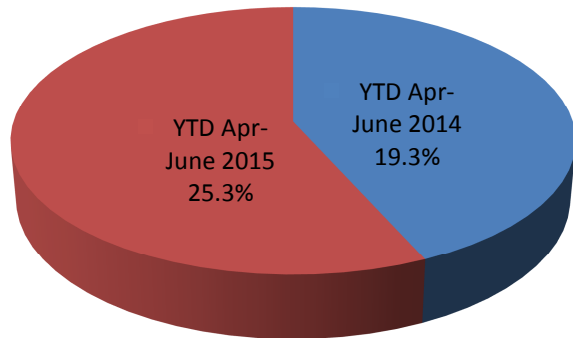
Number of Complaints Regarding Disorder

- YTD Apr-June 2014
- YTD Apr-June 2015



Vandalism and Malicious Mischief -Detection Rate

- YTD Apr-June 2014
- YTD Apr-June 2015



Housebreaking and Theft

The number of Theft by Housebreaking (including attempts) has fallen by 1.3% (2 fewer).

The detection rate for this crime has seen a significant 19.7% increase compared to the same period last year, with 35.6% of this crime being detected in the first quarter of the year.

The detection for this quarter is the highest rate in the last 5 years and has been achieved by focused investigations into targeting the City’s most prolific offenders. Conducting full enquiries to ensure all avenues of investigation are being carried out and effective partnership working is being applied.

By adopting this approach, a number of prolific housebreakers have been incarcerated which will assist in lower the number of recorded incidents of Theft by Housebreaking in future reporting periods.

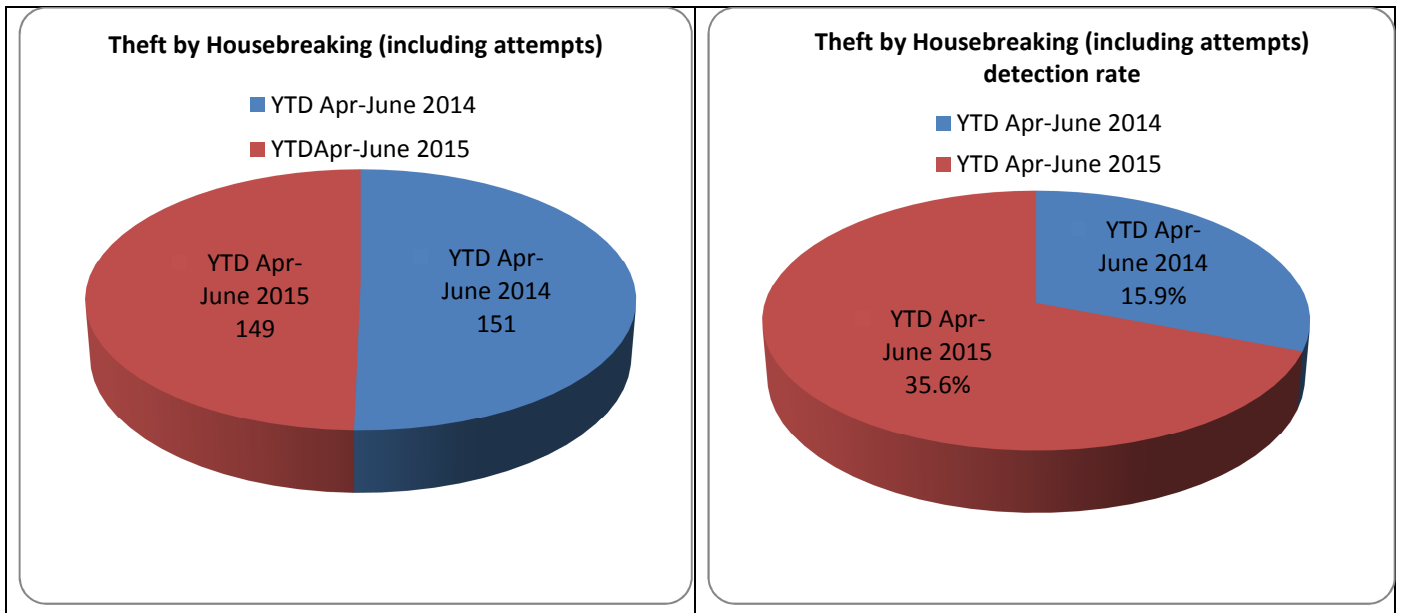
Theft by shoplifting has also fallen by 1.6% (6 fewer). This is a small decrease and it should be noted that incidents of theft by shoplifting have remained relatively static since 2011-2012.

Detection rate remains fairly constant at 75.5% in this quarter.

Providing loss prevention advice and sharing intelligence about potential shop lifters remain key in maintaining high detection rates for this crime. Dundee Officers have forged good relationships with the retail sector throughout the city and will aim to further develop and maintain these in the coming months.

Housebreaking and Theft by Shoplifting

	5 year average	Apr-June 2014	Apr-June 2015	% Change from last year
Theft by housebreaking (including attempts) detection rate	23.1%	15.9%	35.6%	19.7%
Theft by housebreaking (including attempts)	180.2	151	149	-1.3%
Theft by shoplifting detection rate	85.3%	80.6%	75.5%	-5.1%
Theft by shoplifting	407.6	365	359	-1.6%



Terrorism

As Scotland's fourth largest City, with a thriving port and airport, two internationally recognised Universities, popular tourist attractions and future developments such as the Victoria and Albert Museum, it is vitally important that Dundee is responsive to the threat of terrorism.

Dundee Local Policing Area works with our national partners in ensuring the U.K. Government's CONTEST strategy is implemented effectively across the City.

CONTEST aims to reduce the risk from terrorism by reducing the threat (Prevent and Pursue) and reducing the vulnerability (Protect and Prepare):

Threat Reduction (Prevent and Pursue)

Multi-agency and collaborative partnership approaches remain crucial to successfully in challenging extremist beliefs and ideology within Dundee City. Key to this in engaging with all sections of the community and ensuring those who are vulnerable to radicalisation are identified and supported.

Vulnerability Reduction (Protect & Prepare)

Local Officers assisted by specialist national resources continue to work in raising awareness of the CONTEST strategy with partners and the community. Protective security advice and training packages have been delivered to businesses, community groups and public sector organisations within Dundee.

During this reporting period, the threat level for international terrorism to the UK was assessed as SEVERE. The National Initiative, Operation Notalia, has been implemented by Local Officers which includes enhanced checks and patrols around the community and significant sites to protect Dundee City from any potential threat.

NOT PROTECTIVELY MARKED

	Coldside			East End			Lochee			Maryfield		
	Rec	Det	%	Rec	Det	%	Rec	Det	%	Rec	Det	%
Groups 1-5	323	153	47.4%	238	127	53.4%	351	170	48.4%	687	416	60.6%
Groups 1-4	256	96	37.5%	190	97	51.1%	280	120	42.9%	512	271	52.9%
All Group 1	9	7	77.8%	8	9	112.5%	9	10	111.1%	18	16	88.9%
Murder/ Attempt Murder	-	-	-	1	1	100%	-	-	-	-	-	-
Serious Assault	3	2	66.7%	3	3	100%	6	7	116.7%	13	10	76.9%
Robbery	5	5	100%	1	1	100%	1	1	100%	3	4	133.3%
Common Assault	83	64	77.1%	77	62	80.5%	76	60	78.9%	168	131	78.0%
Knives/ Offensive Weapons	6	4	66.7%	-	-	-	3	3	100%	4	3	75.0%
Drugs Supply/ Production	6	5	83.3%	6	5	83.3%	15	7	46.7%	9	6	66.7%
All Group 2	6	7	116.7%	12	16	133.3%	16	6	37.5%	23	18	78.3%
Housebreaking	27	15	55.6%	6	2	33.3%	25	2	8.0%	17	8	47.1%
Shoplifting	11	6	54.5%	35	31	88.6%	67	46	68.7%	174	140	80.5%
	North East			Strathmartine			The Ferry			West End		
	Rec	Det	%	Rec	Det	%	Rec	Det	%	Rec	Det	%
Groups 1-5	196	60	30.6%	281	120	42.7%	112	38	33.9%	206	102	49.5%
Groups 1-4	173	45	26.0%	240	79	32.9%	98	23	23.5%	184	85	46.2%
All Group 1	6	6	100%	4	5	125%	1	1	100%	10	8	80%
Murder/ Attempt Murder	-	-	-	-	-	-	-	-	-	-	-	-
Serious Assault	2	2	100%	4	4	100%	1	1	100%	5	4	80%
Robbery	-	-	-	-	-	-	-	-	-	3	3	100%
Common Assault	49	42	85.7%	66	59	89.4%	30	19	63.3%	47	30	63.8%
Knives/ Offensive Weapons	2	2	100%	4	4	100%	-	-	-	1	1	100%
Drugs Supply/ Production	1	2	200%	2	2	100%	-	-	-	2	1	50%
All Group 2	23	12	52.2%	11	4	36.4%	2	-	-	17	11	64.7%
Housebreaking	17	2	11.8%	30	18	60.0%	10	4	40%	16	2	12.5%
Shoplifting	-	-	-	24	16	66.7%	21	6	28.6%	25	25	100%

Contact Details

Divisional Commander - Chief Superintendent Eddie Smith
D Division HQ
West Bell Street
Dundee

Area Commander – Chief Inspector Gary Ogilvie
Dundee LPA
Lochee Police Office
Dundee