

**REPORT TO: DUNDEE CITY COUNCIL COMMUNITY SAFETY AND PUBLIC
PROTECTION COMMITTEE**

REPORT NUMBER – 217-2022

22 August 2022

**Report by Area Commander Scott Gibson, Local Senior Officer,
Scottish Fire and Rescue Service**

**SUBJECT: FIRE AND RESCUE QUARTERLY PERFORMANCE REPORT
1st January TO 31st March 2022**

Abstract

The Report contains performance information relating to the second quarter (October - December) of 2021-2022 on the performance of the Scottish Fire and Rescue Service in support of Member scrutiny of local service delivery.

1 PURPOSE OF THE REPORT

To provide information for the Committee regarding the performance of the Scottish Fire and Rescue Service against the priorities, outcomes and performance measures detailed within the Local Fire and Rescue Plan for Dundee 2020–2023, to facilitate local scrutiny.

2 RECOMMENDATIONS

It is recommended that members:

Note, scrutinise and question the content of this report.

3 FINANCIAL IMPLICATIONS

None.

4 BACKGROUND

4.1 The Local Fire and Rescue Plan for Dundee 2020-2023 was approved by the Community Safety and Public Protection Committee on 16 November 2020. In support of delivering the priorities in this plan, twelve headline indicators are utilised as performance measures and form the basis of quarterly monitoring reports.

4.2 The priorities and outcomes contained within the Local Fire and Rescue Plan reflect 'place' and the contribution of the Scottish Fire and Rescue Service to the City Plan for Dundee 2017-2026.

4.3 In summary the following priorities are detailed within the plan:

- Priority 1 – Improving Fire Safety in the Home
- Priority 2 – Improving Fire Safety and Resilience in the Business Community
- Priority 3 – Minimising the Impact of Unintentional Harm
- Priority 4 – Reducing Unwanted Fire Alarm Signals
- Priority 5 – Reducing Deliberate Fires
- Priority 6 – Effective Risk Management and Operational Preparedness

4.4 Appendix 1 attached to this report provides a detailed breakdown and analysis of all data collected during the reporting period. In addition, further sections are included to provide Members with an overview of a range of community safety engagement events and partnership working. Furthermore, it highlights any notable incidents and events.

5 EQUALITY IMPACT ASSESSMENT

5.1 Not applicable.

6 ENVIRONMENTAL ISSUES

6.1 There are no environmental issues arising as a consequence of this report.

7 SUMMARY

7.1 The attached report updates members regarding significant community safety engagement activities and gives context to the performance of the Scottish Fire and Rescue Service in the Dundee area against headline indicators and performance measures.

Area Commander Scott Gibson
Local Senior Officer
Perth & Kinross, Angus and Dundee
Scottish Fire and Rescue Service
Blackness Road
Dundee
DD1 5PA



QUARTERLY MONITORING REPORT

Covering the activities and performance in support of the Local Fire and Rescue Plan for Dundee 2020-2023



**SCOTTISH
FIRE AND RESCUE SERVICE**

Working together for a safer Scotland

Quarter Four: 2021-22

**Working together
for a safer Scotland**

Dundee
City Council
www.dundee.gov.uk **CHANGING
FOR THE FUTURE**

This page is intentionally left blank

ABOUT THE STATISTICS IN THIS REPORT

The activity totals and other statistics quoted in this report are provisional in nature and subject to change as a result of ongoing quality assurance and review.

Because all statistics quoted are provisional there may be differences in the period totals quoted in our reports after original publication which result from revisions or additions to the data on our systems.

From 2015-16 onwards responsibility for the publication of end-year statistical data transferred from the Scottish Government to the SFRS. This change of responsibility does not change the status of the figures quoted in this and other SFRS reports reported to the Committee.

This page is intentionally left blank

TABLE OF CONTENTS	PAGE
Introduction	5
Quarterly Performance Summary	6
Quarterly Performance Highlights	7
Priority 1 - Improving Fire Safety in The Home	8
HI 1 – Accidental Dwelling Fires (ADF)	8
HI 2 – ADF Fatal Casualties	8
HI 3 – ADF Non-Fatal Casualties	8
Priority 2 - Improving Fire Safety and Resilience in the Business Community	10
HI 4 - Non-Domestic Building Fires	10
HI 5 – Fatal Casualties in Non-Domestic Buildings	10
HI 6 – Non-Fatal Casualties in Non-Domestic Buildings	10
Priority 3 - Minimising the Impact of Unintentional Harm	13
HI 7 – Road Traffic Collision (RTC) Incidents	13
HI 8 – Fatal RTC Casualties	13
HI 9 – Non-Fatal RTC Casualties	13
Priority 4 - Reducing Unwanted Fire Alarm Signals	15
HI 10 – Unwanted Fire Alarm Signals (UFAS)	15
Priority 5 - Reducing Deliberate Fires	17
HI 11 – Deliberate Primary Fires	17
HI 12 – Deliberate Secondary Fires	17
Priority 6 - Effective Risk Management and Operational Preparedness	19
APPENDIX 1: COMMUNITY SAFETY ENGAGEMENT PROGRAMMES	20
APPENDIX 2: NOTABLE INCIDENTS/EVENTS	21

This page is intentionally blank

INTRODUCTION

This is the Quarter Four (Q4) monitoring report for 2021-22, covering the SFRS's performance and activities in support of the six priorities in the Local Fire and Rescue Plan for Dundee 2020-2023, namely:

- Priority 1 - Improving Fire Safety in the Home
- Priority 2 - Improving Fire Safety and Resilience in the Business Community
- Priority 3 - Minimising the Impact of Unintentional Harm
- Priority 4 - Reducing Unwanted Fire Alarm Signals
- Priority 5 - Reducing Deliberate Fires
- Priority 6 - Effective risk management and operational preparedness













As well as supporting the six priorities in the Local Fire and Rescue Plan for Dundee, this monitoring report shows how SFRS activities and performance contribute to the wider priorities of the Dundee Partnership as set out in the City Plan for Dundee 2017-2026.

The figures in this report are provisional, to provide the Committee with the SFRS's direction of travel in the Dundee area, in terms of performance against headline indicators and targets. Most figures will not change; however, members should note that there may be some small variations for some indicators when the final confirmed figures are published by the SFRS.




The Community Safety and Public Protection Committee agreed the new Local Fire and Rescue Plan for Dundee 2020-2023 on 16 November 2020. In support of delivering the priorities in this plan, 12 headline indicators and targets have been set and form the basis of this quarterly monitoring report.

PERFORMANCE SUMMARY

The table below provides a summary of 2021-22 Q4 activity and year to date (YTD) performance against headline indicators and annual targets. It aims to provide at a glance, our direction of travel during the current reporting year.

<p>HI 1 Accident Dwelling Fires</p>  <p>Q4 – 43 Incidents YTD – 158 Incidents Annual Target – below 169</p>	<p>HI 2 ADF Fatal Casualties</p>  <p>Q4 – 0 YTD – 1 Annual Target – 0</p>	<p>HI 3 ADF Non-Fatal Casualties</p>  <p>Q4 – 11 YTD – 35 Annual Target – below 30</p>
<p>HI 4 Non-Domestic Building Fires</p>  <p>Q4 – 14 Incidents YTD – 44 incidents Annual Target – below 39</p>	<p>HI 5 Fatal Casualties in Non-Domestic Building Fires</p>  <p>Q4 – 0 YTD – 0 Annual Target – 0</p>	<p>HI 6 Non-Fatal Casualties in Non-Domestic Building Fires</p>  <p>Q4 – 0 YTD – 1 Annual Target – 1</p>
<p>HI 7 Road Traffic Collision (RTC) Incidents</p>  <p>Q4 – 10 Incidents YTD – 45 Incidents Annual Target – below 44</p>	<p>HI 8 Fatal RTC Casualties</p>  <p>Q4 – 0 YTD – 0 Annual Target – 0</p>	<p>HI 9 Non-Fatal RTC Casualties</p>  <p>Q4 - 2 YTD – 22 Annual Target – below 19</p>
<p>HI 10 Unwanted Fire Alarm Signals</p>  <p>Q4 – 286 Incidents YTD – 1141 Incidents Annual Target – below 1139</p>	<p>HI 11 Deliberate Primary Fires</p>  <p>Q4 – 21 Incidents YTD – 109 Incidents Annual Target – below 60</p>	<p>HI 12 Deliberate Secondary Fires</p>  <p>Q4 – 162 Incidents YTD – 682 Incidents Annual Target – below 467</p>

Year-to-Date Legend

	Below headline target
	Less than 10% above headline target
	More than 10% above headline target

PERFORMANCE HIGHLIGHTS

Of the 12 headline indicators and targets, the following performance should be noted for Q4 2021/22:

- The number of Accidental Dwelling Fire's (ADF's) has risen over the short term. Performance during Q4 is marginally higher than the previous quarter, however is the same for Q4 last year. YTD figure is below the headline target set for the year and is green.
- There were no fire fatalities encountered during this quarter. A previous fire death during Q3 this year has exceeded our zero target, and therefore remains red. The number of ADF Non-Fatal Casualties has increased in the short term, by 10% for the same period last year, with the YTD figure exceeding the target set.
- The number of Non-Domestic Building Fires has increased in comparison to the same reporting period last year. The YTD target has been exceeded, and is therefore showing red.
- There were zero Fatal Fire Casualties in Non-Domestic Buildings and, one Non-Fatal Fire Casualty in Non-Domestic Buildings also encountered during this quarter. The overall figures highlight an encouraging reduction over the longer term. Performance during Q4 and for the YTD is on target for fatal casualties and just above the zero target for non-fatal casualties.
- The number of Road Traffic Collision Incidents for Q4 is 17% lower than the previous quarter, however the YTD figure has exceeded the target set and is therefore showing amber.
- There were zero Road Traffic Collision (RTC) Fatal Casualties and two RTC Non-Fatal Casualties reported during this quarter. Encouragingly, the annual target for zero RTC fatalities was met and therefore is showing green, however non-fatal casualties are 3 above the target set for the year and is showing red.
- The YTD figure of Unwanted Fire Alarm Signals (UFAS) caused by automatic fire alarms (AFAs) in non-domestic buildings has seen a 23% increase against the previous years' figures. The YTD figure however is in line with the 3 year average with a 2% increase. This headline target is therefore showing amber.
- The number of Deliberate Primary Fires in Q4 has reduced from the previous quarter by 45%. The YTD figure has exceeded the target set for the year however and is showing red.
- The number of Deliberate Secondary Fires attended during Q4 has seen a continued increase from the previous quarter. The YTD figure is higher than the agreed headline target and is showing red for the year. Significant efforts to proactively address deliberate fire setting throughout Dundee City continues utilising the benefits of a targeted multi-agency approach, which has been limited over the last year due to the impact of the pandemic.

PRIORITY 1 - IMPROVING FIRE SAFETY IN THE HOME

HI 1 – Accidental Dwelling Fires (ADF)

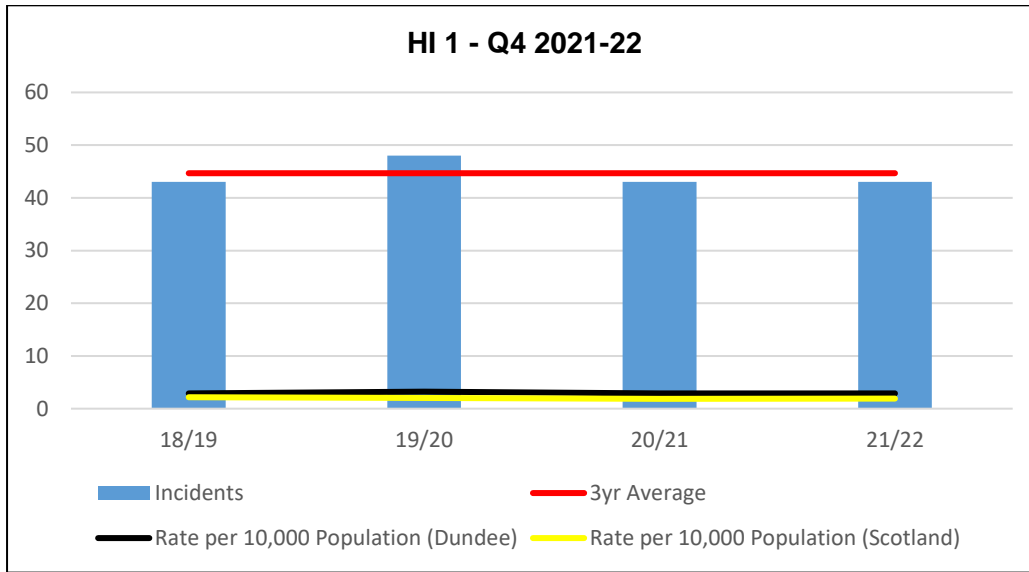


Table 1: Year to Date (April to March) Performance

	18/19	19/20	20/21	21/22	YTD	Annual Target
HI 1: ADF's	182	175	186	158	Green	Below 169

HI 2 - ADF Fatal Casualties & HI 3 - ADF Non-Fatal Casualties

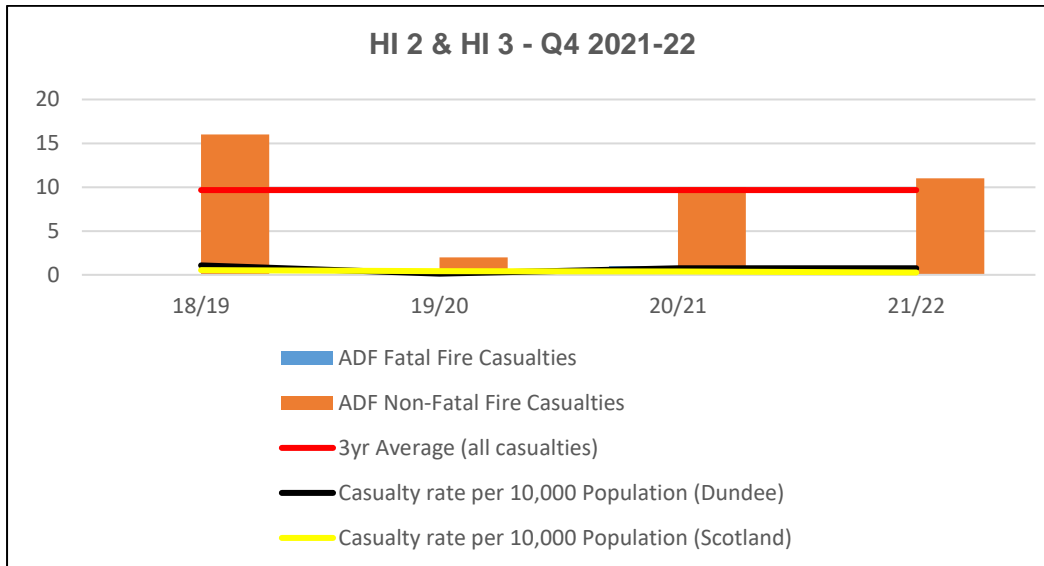


Table 2: Year to Date (April to March) Performance

	18/19	19/20	20/21	21/22	YTD	Annual Target
HI 2: ADF Fatal Casualties	0	0	3	1	Red	0
HI 3: ADF Non-Fatal Casualties	38	25	31	35	Red	Below 30

Indicator Description

The largest single type of primary fire in Dundee is accidental fires in the home, and their prevention is a key focus of the Service's Community Safety activities.

HI 1 – Accidental Dwelling Fires (ADF)

As a headline target, the aim is to reduce the rate of ADF's by keeping these incidents below 169, during 2021/22. 24% of ADFs during Q4 occurred within dwellings that were single occupancy, with 44% of these attributed to cooking related incidents within the home. Further analysis of human factors during fire investigation indicate falling asleep, or distraction of the occupant(s) whilst cooking as the main cause of these fires occurring.

HI 2 – ADF Fatal Casualties

This indicator concentrates on members of the community for whom fire has been clearly identified as the cause of death, even if they die some-time after the actual fire. Those who die at, or after, the fire but where fire is not identified as the cause of death, are not included within these figures. During Q4 there were no fire fatalities within Dundee. After every Fire Fatality an investigation is conducted along with a Multi-Agency Case Review.

As a headline target, the optimum aim is to always strive to have zero ADF Fatal Casualties in Dundee City.

HI 3 – ADF Non-Fatal Casualties

This headline target counts all types of non-fatal fire injury in the home, including precautionary checks. As a headline target, the aim is to reduce the risk of injury from fire in the home by keeping fire injuries **below 30**, during 2021/22.

What we aim to Achieve

As well as helping to deliver Priority One: *Improving Fire Safety in the Home*, meeting the headline targets will also support the long-term ambition of the City Plan for Dundee and supports achievement of the following local outcomes:

- Our people will be better educated and skilled within a city renowned for learning and culture;
- Our children will be safe, healthy, achieving, nurtured, active, respected, responsible and included;
- People in Dundee will be able to live independently and access support when they need it;
- Our communities will be safe and feel safe

Performance Management

The total number of ADF's for the YTD of 2021/22 stands at 158, which is a decrease of 15% when compared to last year's overall figure. The YTD figure is below the headline target and therefore showing green for achieving the HI 1 annual target.

There were 11 ADF Non-Fatal Casualties during Q4, which is an increase of 10% from the previous year's quarter. The total number of ADF Non-Fatal Casualties however for the year stands at 35, and has exceeded the headline target by 17%.

The community safety engagement section of Appendix One details a wide range of community safety engagement programmes conducted during Q4, in support of achieving the targets. This included completing 375 Home Fire Safety Visits, of which 163 were targeted at high risk individuals and 140 targeted at medium risk individuals.

PRIORITY 2 – IMPROVING FIRE SAFETY AND RESILIENCE IN THE BUSINESS COMMUNITY

HI 4 – Non-Domestic Building Fires

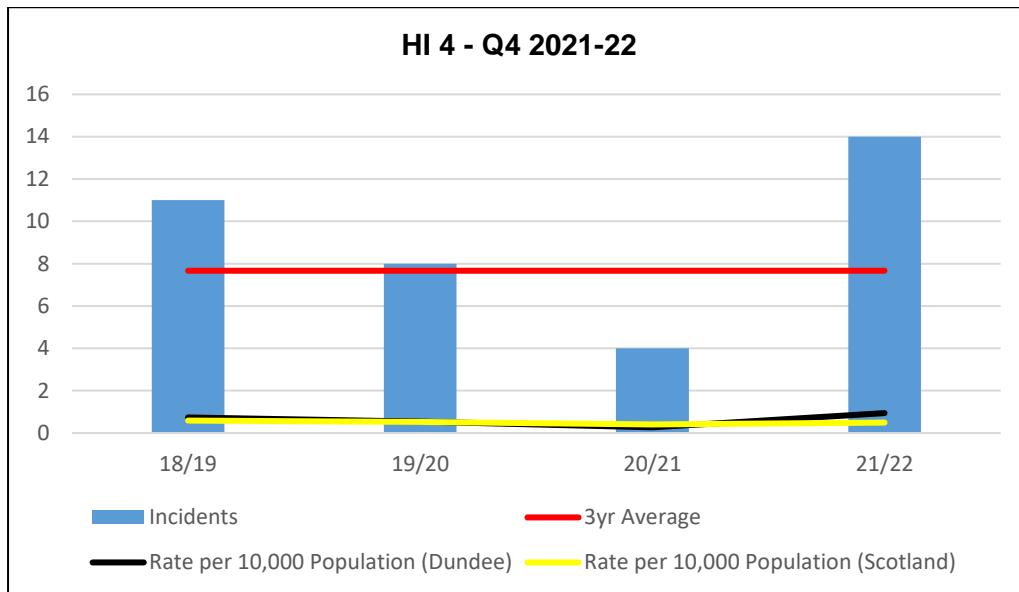


Table 3: Year to Date (April to March) Performance

	18/19	19/20	20/21	21/22	YTD	Annual Target
HI 4: Non-Domestic Building Fires	45	37	35	44	Red	Below 39

HI 5 – Fatal Fire Casualties in Non-Domestic Buildings & HI 6 – Non-Fatal Fire Casualties in Non-Domestic Buildings

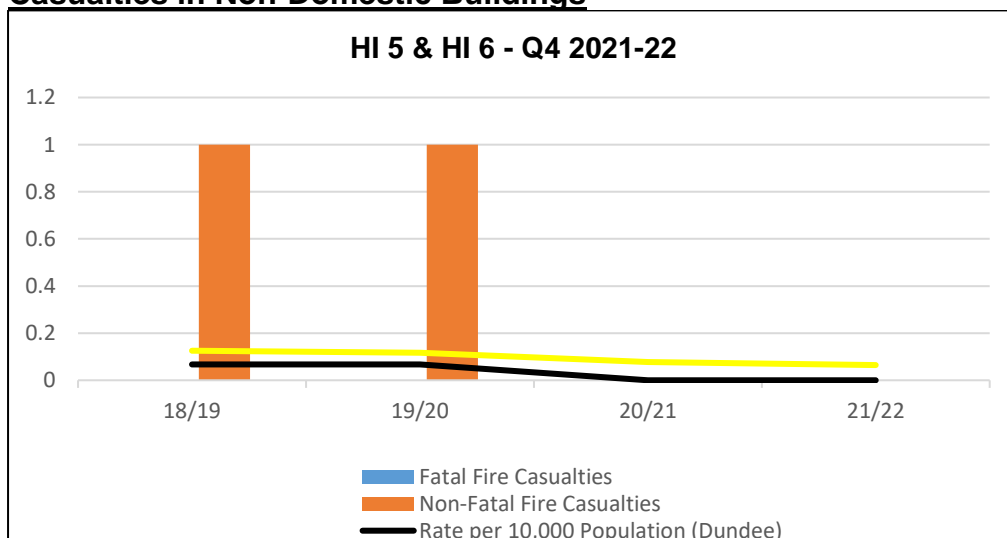


Table 4: Year to Date (April to March) Performance

	18/19	19/20	20/21	21/22	YTD	Annual Target
HI 5: Fatal Fire Casualties	0	0	0	0	Green	0
HI 6: Non-Fatal Fire Casualties	2	0	0	1	Amber	1

Indicator Description

These headline indicators and targets cover the types of non-domestic buildings applicable to Part 3 of the Fire (Scotland) Act 2005 ('The Act') (e.g. care homes, hotels and hospitals) and is designed to reflect the effectiveness of fire safety management in respect of these types of buildings.

HI 4 - Non-Domestic Building Fires Applicable to the Act

As a headline target, the aim is to reduce the rate of accidental fires in non-domestic buildings (where 'The Act' applies), by keeping these fires below 39 in Dundee during 2021/22.

HI 5 – Fatal Fire Casualties in Non-Domestic Building Fires Applicable to the Act

This indicator counts those people for whom fire has been clearly identified as the cause of death, even if they die some time after the actual fire. Those who die at, or after, the fire but where fire is not identified as the cause of death are not included in these figures. As a headline target, the aim is to have zero Fatal Fire Casualties in non-domestic buildings applicable to the Act, in Dundee during 2021/22.

HI 6 – Non-fatal Fire Casualties in Non-Domestic Building Fires Applicable to the Act

This headline target counts all types of non-fatal fire injury in non-domestic buildings, including precautionary checks. As a headline target, the aim is to reduce risk of injury from fire in non-domestic buildings, by keeping fire injuries at 1 in Dundee during 2021/22.

What we aim to Achieve

As well as helping to deliver Priority Two: *Improving Fire Safety and Resilience in the Business Community*, meeting the headline targets will also support the long-term ambition of the City Plan for Dundee and supports achievement of the following local outcomes:

Dundee will be an internationally recognised city at the heart of a vibrant region with more and better employment opportunities for people

Our communities will be safe and feel safe

Our people will live in strong, popular and attractive communities

Performance Management

There were 14 incidents in non-domestic buildings during Q4, the majority were relatively minor in nature involving minimum firefighting intervention. The total number of fires for the year to date of 2021/22 stands at 44, and is showing red for the headline target set for the year.

There were zero Non-Domestic Fatal Casualties during Q4. We are therefore showing green for achieving the HI 5 annual target.

There were no Non-Domestic Non-Fatal Casualties during Q4, and the total number of for the YTD figure stands at one. HI 6 headline annual target is therefore showing amber.

Our dedicated Fire Safety Enforcement Officers continue to audit relevant premises that fall within the scope of the Fire (Scotland) Act 2005 to ensure compliance with their statutory responsibilities. In total 273 fire safety audits have been completed in 2021/21, with a total of 84 premises audited during Q4. The target set for the year is 366 fire safety audits.

PRIORITY 3 – MINIMISING THE IMPACT OF UNINTENTIONAL HARM

HI 7 – Road Traffic Collision (RTC) Incidents

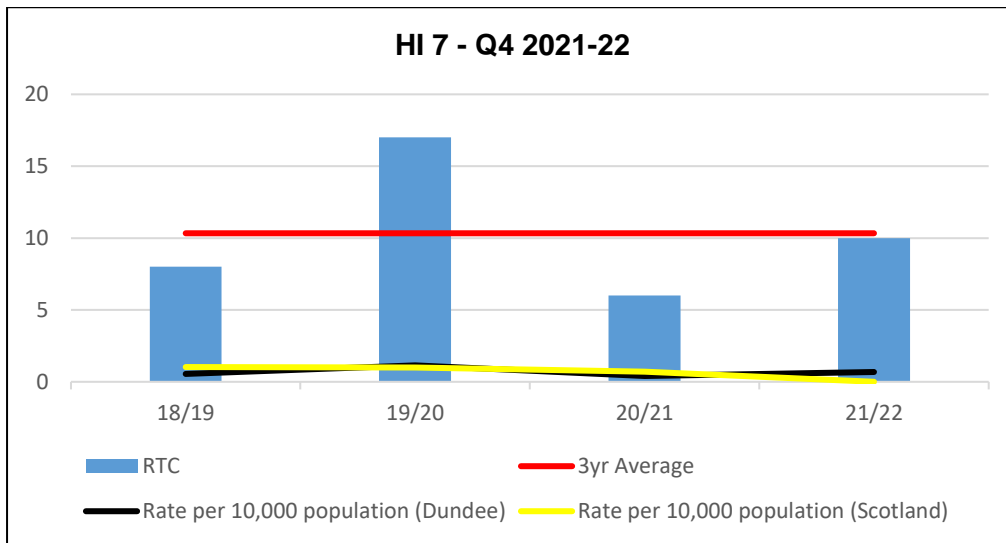


Table 5: Year to Date (April to March) Performance

	18/19	19/20	20/21	21/22	YTD	Annual Target
HI 7: RTC Incidents	38	54	31	45	Amber	Below 44

HI 8 – Fatal RTC Casualties & HI 9 – Non-Fatal RTC Casualties

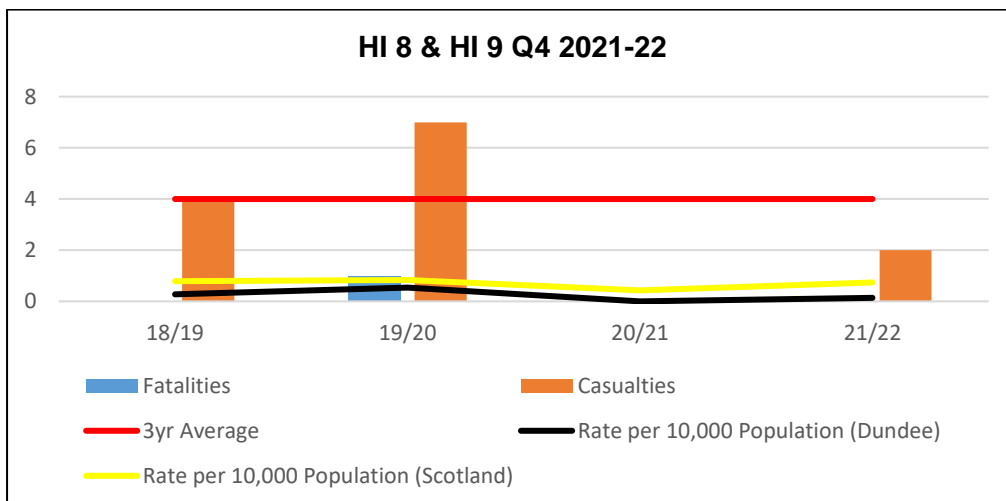


Table 6: Year to Date (April to March) Performance

	18/19	19/20	20/21	21/22	YTD	Annual Target
HI 8: Fatal RTC Casualties	0	1	1	0	Green	0
HI 9: Non-Fatal RTC Casualties	17	24	7	22	Red	Below 19

Indicator Description

The SFRS has become increasingly involved in more non-fire related prevention work, in support of its role in promoting the wider safety and well-being of its communities, including minimising the impact of unintentional harm. The headline indicators and targets reflect the fact that most of non-fire related casualties attended by the SFRS in Dundee are at RTC Incidents.

HI 7 - RTC Incidents

As a headline target, the aim is to reduce the rate of RTC incidents, by keeping them below 45 during 2021/22.

HI 8 – Fatal RTC Casualties

As a headline target, the aim is to reduce the risk of death from RTC's in Dundee, by keeping the number of fatal RTC casualties at zero during 2021/22.

HI 9 - Non-fatal RTC Casualties

As a headline target, the aim is to reduce the risk of injury from RTC's in Dundee, by keeping non-fatal RTC casualties below 19 during 2021/22.

What we aim to Achieve

As well as helping to deliver Priority Three: *Minimising the Impact of Unintentional Harm*, meeting the headline targets will also support the long-term ambition of the City Plan for Dundee and supports achievement of the following local outcomes:

- Our people will be better educated and skilled within a city renowned for learning and culture
- Our children will be safe, healthy, achieving, nurtured, active, respected, responsible and included
- People in Dundee will be able to live independently and access support when they need it
- Our communities will be safe and feel safe

Performance Management

SFRS attended 10 RTC Incidents during Q4. This is a decrease of 17% from the previous quarter. At 8 of these incidents, firefighters were deployed to release the persons without requiring the use of specialist rescue equipment, providing medical assistance where necessary, and making the scene/vehicles safe. The total number of RTC Incidents we attended for the year to date for 2021/22 stands at 45, and is showing as amber for meeting the HI 7 headline target.

Of the 10 RTC Incidents we attended, there were zero Fatal RTC Casualties. The total number of Fatal RTC Casualties for the year to date stands at zero, so we are showing green for meeting the HI 8 zero annual target. There were two Non-Fatal RTC Casualties for Q4. The total number of Non-Fatal RTC Casualties for the YTD stands at 22, which is a slight increase on the annual target set of below 19. This headline indicator is therefore showing red.

PRIORITY 4 – REDUCING UNWANTED FIRE ALARM SYSTEMS

HI10 – Unwanted Fire Alarm Signals (UFAS)

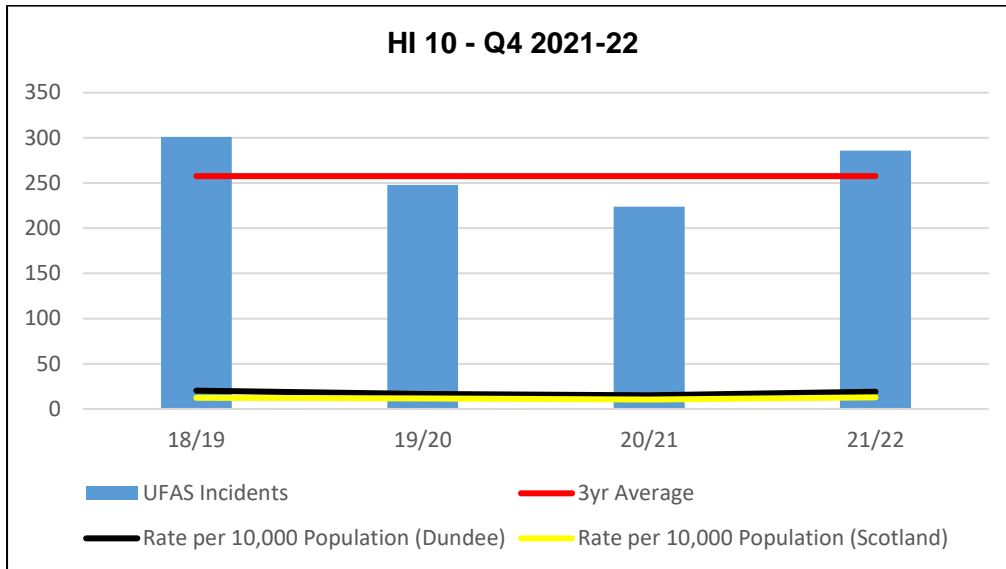


Table 7: Year to Date (April to March) Performance

	18/19	19/20	20/21	21/22	YTD	Annual Target
HI 10: UFAS Incidents	1276	1148	928	1141	Amber	1139

Indicator Description

Automatic Fire Alarms (AFA) are fundamental to providing early warning from fire, giving people the chance to evacuate safely. However, to be effective, they must be properly installed and maintained, and a good fire safety management regime must be in place by the duty holder, so they do not activate when there is no fire.

Every Unwanted Fire Alarm Signal from an AFA has an impact in terms of unnecessary blue light journeys, redirecting SFRS resources away from other activities such as community safety work and causing considerable disruption to businesses.

HI 10 – Unwanted Fire Alarm Signals (UFAS)

As a headline target, the aim is to improve fire safety management and awareness, by reducing the number of attendances to unwanted fire alarm signals (UFAS) from automatic systems in non-domestic buildings to less than 1139 during 2021/22.

What we aim to Achieve

As well as helping to deliver Priority Four: *Reducing Unwanted Fire Alarm Signals*, meeting the headline targets will also support the long-term ambition of the City Plan for Dundee and supports achievement of the following local outcomes:

- Dundee will be an internationally recognised city at the heart of a vibrant region with more and better employment opportunities for people;
- Our people will be better educated and skilled within a city renowned for learning and culture;
- Our children will be safe, healthy, achieving, nurtured, active, respected, responsible and included;
- Our communities will be safe and feel safe.

Performance Management

During Q4, we were called out to 286 UFAS. The total number of UFAS stands at 1141 for the year so we are showing amber for achieving the HI 10 annual target. There has been an increase of 23% against the previous years' figures. The YTD figure is however in line with the 3 year average with a 2% increase against the average.

The table below lists the top six property types that had persistent call-outs due to UFAS during quarter four.

Property Types	No. of UFAS
Student Residences	153
Hospitals	149
Education – Secondary Schools	95
Education - Primary Schools	51
Residential Care – Nursing Homes	48
Education – College/University	44

Our operational crews continued to investigate the cause of every UFAS event and engaged with the duty holder when in attendance at these call-outs. Every UFAS call-out was utilised as an opportunity to educate the duty holder about the impact UFAS has on their businesses and the Service as a whole. UFAS incidents create a significant number of unnecessary blue-light journeys, placing our firefighters and communities at risk, and tying up resources that may be needed at a real emergency elsewhere. To reduce the impact of UFAS, we have introduced a process, that will ensure our weight and speed of response to UFAS incidents is based on risk.

PRIORITY 5 – REDUCING DELIBERATE FIRES

HI 11 – Deliberate Primary Fires

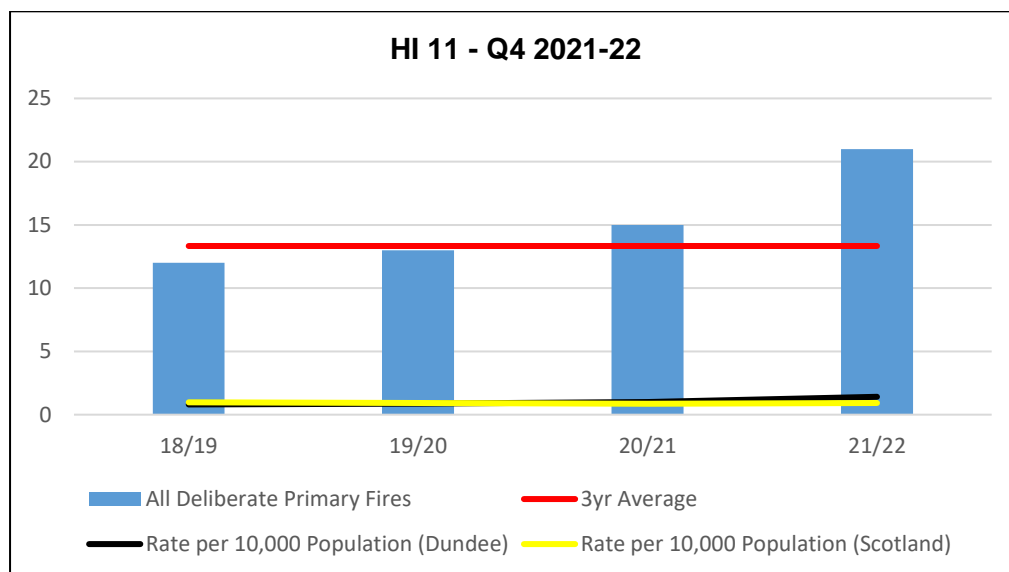


Table 8: Year to Date (April to March) Performance

	18/19	19/20	20/21	21/22	YTD	Annual Target
HI 11: Deliberate Primary Fires	70	53	72	109	Red	Below 60

HI 12 – Deliberate Secondary Fires

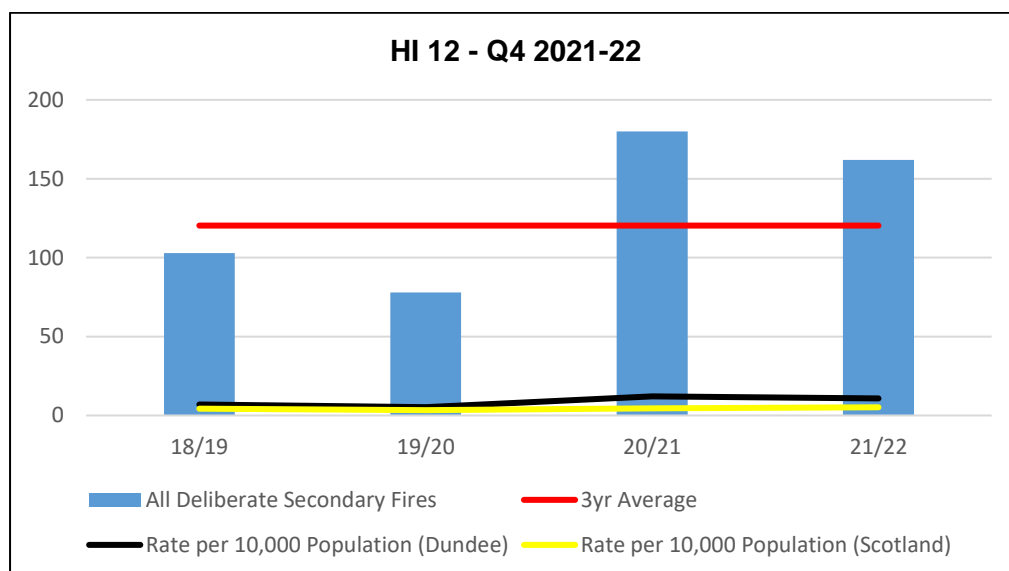


Table 9: Year to Date (April to March) Performance

	18/19	19/20	20/21	21/22	YTD	Annual Target
HI 12: Deliberate Secondary Fires	525	391	579	682	Red	Below 467

Indicator Description

These headline and indicators targets account for all types of fire that are believed to have been started intentionally, and are categorised as Deliberate Primary Fires and Deliberate Secondary Fires.

HI 11 – Deliberate Primary Fires

These deliberate fires cover the following types:

- Fires in the home
- Fires in non-domestic buildings
- Fires in motor vehicles

As a headline target, the aim is to reduce the rate of deliberate primary fires in Dundee by keeping these fires below 60 during 2021/22.

HI 12 – Deliberate Secondary Fires

These deliberate fires cover most of outdoor fires including grassland and refuse fires and include fires in derelict buildings, but not chimney fires. As a headline target, the aim is to reduce the rate of deliberate secondary fires in Dundee by keeping these fires below 467 during 2021/22.

What we aim to Achieve

As well as helping to deliver Priority Five: *Reducing Deliberate Fires*, meeting the headline targets will also support the long-term ambition of the City Plan for Dundee and supports achievement of the following local outcomes:

- Dundee will be an internationally recognised city at the heart of a vibrant region with more and better employment opportunities for people
- Our children will be safe, healthy, achieving, nurtured, active, respected, responsible and included
- Our communities will be safe and feel safe
- Our people will live in strong, popular and attractive communities

Performance Management

There were 21 Deliberate Primary Fires reported during Q4, which is an 45% decrease in comparison to the previous quarter. These incidents included a number of vehicle fires and a mixture of non-residential and dwelling fires in Dundee. Prevention work is ongoing to address deliberate fire setting. The total number of deliberate primary fires we attended for 2021/22 was 109, and is therefore showing red for exceeding the HI 11 annual target. There were 162 Deliberate Secondary Fires reported during Q4, which is an 28% increase from the previous quarter. The total number of deliberate secondary fires we attended for 20/21 was 682, and as a result we are showing red against the HI 12 annual target. Appendix 1 provides information relating to on-going initiatives and engagement.

Intelligence relating to deliberate fires is shared with our partners during multi-agency tasking and co-ordinating meetings, and is also discussed at the fire related anti-social behaviour group.

PRIORITY 6 – EFFECTIVE RISK MANAGEMENT AND OPERATIONAL PREPAREDNESS

Description

Risk Management and operational preparedness is a key area of work for the SFRS. In Dundee, this means:

- Knowing what the risks are in Dundee and then making plans, so we are resilient to respond to any event.
- Being prepared to respond to national threats or major emergencies.
- Developing flexibility to deploy crews, to take on a broadening role within the community.
- Firefighters being equipped to deal with emergencies safely and effectively and our stations being in a constant state of readiness.

What we aim to Achieve

As well as helping to deliver Priority Six: *Effective Risk Management and Operational Preparedness*, our activities will also support the long-term ambition of the City Plan for Dundee and supports achievement of the following local outcomes:

- Dundee will be an internationally recognised city at the heart of a vibrant region with more and better employment opportunities for people
- Our communities will be safe and feel safe
- Our people will live in strong, popular and attractive communities

Activity

During Q4 2021-22 (January - March), we have delivered our quarterly training commitment to operational firefighters, with a focus on the core skills of Incident Command, Breathing Apparatus (BA) and Safe Working at Heights (SWAH). Standard and advanced training modules confirmed their preparedness to deal with following types of incidents:

- Commercial/Office Properties
- Lifts & Escalators
- Protecting the Environment

Firefighters continue to conduct Operational Intelligence (OI) visits to various sites within their station area (Covid-19 dependant) so they are familiar with the associated risks and hazards and, if required, can take effective actions in dealing with incidents at these sites. They also continue to conduct Home Fire Safety Visits, with an action plan implemented to ensure that all High and Medium Risk properties were visited and telephone contact made with all Low Risk properties.

Incident Command, Breathing Apparatus & Compartment Fire Behaviour Training and Driver Training courses continue, ensuring stations are staffed appropriately to meet the needs of our communities. Our Trainee Firefighter yearly assessments are also continuing to ensure that they are developing their skills in line with their 3-year Modern Apprenticeship Programme.

Dundee crews have undertaken a number of exercises with partners Forth Ports involving specialist appliances such as Kingsway Fire Station's High-Volume Pump, which is one of only 4 in Scotland and can provide the incident ground with 7000 litres of water per minute from a water source 2km away.

APPENDIX 1: COMMUNITY SAFETY ENGAGEMENT PROGRAMMES

Winter Thematic Action Plan

As part of the winter thematic action plan the Scottish Fire and Rescue Service (SFRS) have set objectives to reduce accidental dwelling fires, target Home Fire Safety Visits (HFSV) at high risk households and also to promote water safety.

During the period members of the Dundee Community Action Team have been proactive in carrying out HFSVs at high risk households where referrals for visits are received from a wide range of partners such as Dundee City Council Social Work department, NHS Tayside, Police Scotland via Partnership, Interventions and Prevention team where fire safety advice is provided. This focuses on escape plans, cooking, electrical safety, carbon monoxide safety while using gas appliances, chimneys and wood burning stoves.

As part of the team's approach to enhancing the safety of members within the local communities we link in with Dundee City Council Community Safety Wardens and Environmental Compliance teams to ensure that stairwells and the front/rear of tenements are clear of any combustible materials where advice is provided to tenants by HFSV and leaflet drops.

Home Fire Safety talks continue with communities within Dundee as part of various groups within the Downfield, Lochee, Ferry Wards.

During the winter Dundee Community Action Team liaised with Dundee City Council Children and Family Services regarding Water Safety where links were sent to all schools to promote Water Safety.

The Local Authority Liaison Officer for Dundee attends the weekly Multi-Agency Tasking and Co-ordination Group which focuses on each city ward to identify Anti-Social Behaviour and fire related anti-social behaviour. This involves Police Scotland, Dundee City Council Anti-Social Behaviour Team, Dundee City Council Community Safety Wardens and Dundee City Council Private Sector Services Unit.

Youth Engagement

The Local Authority Liaison Officer was involved in working in partnership with Dundee City Council Children and Families Department, Anti-Social behaviour Team and Police Scotland in addressing the Tic Tok Challenge. This challenge was to see how many times pupils could set off the school fire alarm system which affected some secondary schools in the Strathmartine and East End wards. Once pupils were identified by the school, SFRS would then attend the school to provide advice to the pupil and parents of the dangers of this and what the consequences could be, by working in partnership a significant reduction in the malicious activations was observed. The LALO also attended Parent Teacher Council Meetings and distributing a letter to all parents throughout the City.

Dundee CAT also carried out leaflet drops in relation to deliberate set fires in the North East, Maryfield, Strathmartine, Coldside, Maryfield, East End, Ferry and Lochee Wards and this led to engagement with members of the local communities. Leaflet drops were also carried out in the St. Mary's area in support of Police Scotland/Dundee City Council in relation to anti-social behaviour involving motor bikes.

Dundee CAT have been working with Action for Children within the Hilltown Ward to promote fire safety in the home to youths who are moving into their own properties for the first time.

APPENDIX 2: NOTABLE INCIDENT

Fire at Dryburgh Industrial Estate, Dundee – 27 February 2022

Fire crews from MacAlpine, Kingsway and Blackness Fire Stations in Dundee tackled a severe fire within an industrial unit at Dryburgh Industrial Estate, Dundee. Four pumping appliances and one aerial ladder platform attended the incident for over 8 hours firefighting and undertaking salvage work. A number of surrounding road closures were put in place with the assistance of Police Scotland to assist operations and Scottish Water attended to increase mains water flow within the local area. On conclusion of the incident approximately 50% of the building was extensively damaged however crews prevented further fire spread into the 2-story extension and neighbouring properties. No injuries were reported and multi-agency fire investigation undertaken.



This page is intentionally left blank