

**REPORT TO: DUNDEE CITY COUNCIL COMMUNITY SAFETY AND PUBLIC
PROTECTION COMMITTEE**

REPORT NUMBER – 20-2022

10th January 2022

**Report No 20-2022 by Area Commander Stephen Wood, Local Senior Officer,
Scottish Fire and Rescue Service**

**SUBJECT: FIRE AND RESCUE QUARTERLY PERFORMANCE REPORT
1st July TO 30th September 2021**

Abstract

The Report contains performance information relating to the second quarter (July - September) of 2021-2022 on the performance of the Scottish Fire and Rescue Service in support of Member scrutiny of local service delivery.

1 PURPOSE OF THE REPORT

To provide information for the Committee regarding the performance of the Scottish Fire and Rescue Service against the priorities, outcomes and performance measures detailed within the Local Fire and Rescue Plan for Dundee 2020–2023, to facilitate local scrutiny.

2 RECOMMENDATIONS

It is recommended that members:

Note, scrutinise and question the content of this report.

3 FINANCIAL IMPLICATIONS

None.

4 BACKGROUND

4.1 The Local Fire and Rescue Plan for Dundee 2020-2023 was approved by the Community Safety and Public Protection Committee on 16th November 2020. In support of delivering the priorities in this plan, twelve headline indicators are utilised as performance measures and form the basis of quarterly monitoring reports.

4.2 The priorities and outcomes contained within the Local Fire and Rescue Plan reflect 'place' and the contribution of the Scottish Fire and Rescue Service to the City Plan for Dundee 2017-2026.

4.3 In summary the following priorities are detailed within the plan:

- Priority 1 – Improving Fire Safety in the Home
- Priority 2 – Improving Fire Safety and Resilience in the Business Community
- Priority 3 – Minimising the Impact of Unintentional Harm
- Priority 4 – Reducing Unwanted Fire Alarm Signals
- Priority 5 – Reducing Deliberate Fires
- Priority 6 – Effective Risk Management and Operational Preparedness

4.4 Appendix 1 attached to this report provides a detailed breakdown and analysis of all data collected during the reporting period. In addition, further sections are included to provide Members with an overview of a range of community safety engagement events and partnership working. Furthermore, it highlights any notable incidents and events.

5 EQUALITY IMPACT ASSESSMENT

5.1 Not applicable.

6 ENVIRONMENTAL ISSUES

6.1 There are no environmental issues arising as a consequence of this report.

7 SUMMARY

7.1 The attached report updates members regarding significant community safety engagement activities and gives context to the performance of the Scottish Fire and Rescue Service in the Dundee area against headline indicators and performance measures.

Area Commander Stephen Wood
Local Senior Officer
Perth & Kinross, Angus and Dundee
Scottish Fire and Rescue Service
Blackness Road
Dundee
DD1 5PA



QUARTERLY MONITORING REPORT

Covering the activities and performance in support of the Local Fire and Rescue Plan for Dundee 2020-2023

Quarter Two: 2021-22

ABOUT THE STATISTICS IN THIS REPORT

The activity totals and other statistics quoted in this report are provisional in nature and subject to change as a result of ongoing quality assurance and review.

Because all statistics quoted are provisional there may be differences in the period totals quoted in our reports after original publication which result from revisions or additions to the data on our systems.

From 2015-16 onwards responsibility for the publication of end-year statistical data transferred from the Scottish Government to the SFRS. This change of responsibility does not change the status of the figures quoted in this and other SFRS reports reported to the Committee.

TABLE OF CONTENTS	PAGE
Introduction	5
Quarterly Performance Summary	6
Quarterly Performance Highlights	7
Priority 1 - Improving Fire Safety in The Home	8
HI 1 – Accidental Dwelling Fires (ADF)	8
HI 2 – ADF Fatal Casualties	8
HI 3 – ADF Non-Fatal Casualties	8
Priority 2 - Improving Fire Safety and Resilience in the Business Community	10
HI 4 - Non-Domestic Building Fires	10
HI 5 – Fatal Casualties in Non-Domestic Buildings	10
HI 6 – Non-Fatal Casualties in Non-Domestic Buildings	10
Priority 3 - Minimising the Impact of Unintentional Harm	13
HI 7 – Road Traffic Collision (RTC) Incidents	13
HI 8 – Fatal RTC Casualties	13
HI 9 – Non-Fatal RTC Casualties	13
Priority 4 - Reducing Unwanted Fire Alarm Signals	15
HI 10 – Unwanted Fire Alarm Signals (UFAS)	15
Priority 5 - Reducing Deliberate Fires	17
HI 11 – Deliberate Primary Fires	17
HI 12 – Deliberate Secondary Fires	17
Priority 6 - Effective Risk Management and Operational Preparedness	19
APPENDIX 1: COMMUNITY SAFETY ENGAGEMENT PROGRAMMES	20

This page is intentionally blank

INTRODUCTION

This is the quarter two (Q2) monitoring report for 2021/22, covering the SFRS's performance and activities in support of the six priorities in the Local Fire and Rescue Plan for Dundee 2020-2023, namely:

- Priority 1 - Improving fire safety in the home
- Priority 2 - Improving fire safety and resilience in the business community
- Priority 3 - Minimising the impact of unintentional harm
- Priority 4 - Reducing unwanted fire alarm signals
- Priority 5 - Reducing deliberate fires
- Priority 6 - Effective risk management and operational preparedness













As well as supporting the six priorities in the Local Fire and Rescue Plan for Dundee, this monitoring report shows how SFRS activities and performance contribute to the wider priorities of the Dundee Partnership as set out in the City Plan for Dundee 2017-2026.

The figures in this report are provisional, to provide the Committee with the SFRS's direction of travel in the Dundee area, in terms of performance against headline indicators and targets. Most figures will not change; however, members should note that there may be some small variations for some indicators when the final confirmed figures are published by the SFRS.




The Community Safety and Public Protection Committee agreed the new Local Fire and Rescue Plan for Dundee 2020-2023 on 16 November 2020. In support of delivering the priorities in this plan, 12 headline indicators and targets have been set and form the basis of this quarterly monitoring report.

PERFORMANCE SUMMARY

The table below provides a summary of 2021/22 Q2 activity and year to date (YTD) performance against headline indicators and annual targets. It aims to provide at a glance, our direction of travel during the current reporting year.

<p>HI 1 Accidental Dwelling Fires (ADF)</p>  <p>Q2 – 36 Incidents YTD – 76 incidents Annual Target – 169</p>	<p>HI 2 ADF Fatal Casualties</p>  <p>Q2 – 0 YTD – 0 Annual Target – 0</p>	<p>HI 3 ADF Non-Fatal Casualties</p>  <p>Q2 – 7 YTD – 8 Annual Target – below 30</p>
<p>HI 4 Non-Domestic Building Fires</p>  <p>Q2 – 11 Incidents YTD – 21 Incidents Annual Target – below 39</p>	<p>HI 5 Fatal Casualties in Non-Domestic Building Fires</p>  <p>Q2 – 0 YTD – 0 Annual Target – 0</p>	<p>HI 6 Non-Fatal Casualties in Non-Domestic Building Fires</p>  <p>Q2 – 0 YTD – 1 Annual Target – 1</p>
<p>HI 7 Road Traffic Collision (RTC) Incidents</p>  <p>Q2 – 15 Incidents YTD – 23 Incidents Annual Target – below 44</p>	<p>HI 8 Fatal RTC Casualties</p>  <p>Q2 – 0 YTD – 0 Annual Target – 0</p>	<p>HI 9 Non-Fatal RTC Casualties</p>  <p>Q2 -13 YTD - 16 Annual Target – below 19</p>
<p>HI 10 Unwanted Fire Alarm Signals</p>  <p>Q2 – 302 Incidents YTD – 517 Incidents Annual Target – below 1139</p>	<p>HI 11 Deliberate Primary Fires</p>  <p>Q2 – 26 incidents YTD - 50 Incidents Annual Target – below 60</p>	<p>HI 12 Deliberate Secondary Fires</p>  <p>Q2 – 112 Incidents YTD - 394 Incidents Annual Target – below 467</p>

Year-to-Date Legend

	Below headline target
	Less than 10% above headline target
	More than 10% above headline target

PERFORMANCE HIGHLIGHTS

Of the 12 headline indicators and targets, the following performance should be noted for Q2 2021/22:

- The number of Accidental Dwelling Fire's (ADF's) have reduced from the same quarter last year by 23%. The YTD figure is currently showing green and meeting target.
- There were no ADF Fatal Casualties encountered during this quarter, which has been an encouraging change from a recent trend of fatal fire casualties. The number of ADF Non-Fatal Casualties continues to reduce over the longer term, and current YTD performance is 53% lower than the same period the previous year.
- The number of Non-Domestic Building Fires have increased from the same period last year, with the YTD figure currently sitting at 21, and is therefore currently sitting at amber.
- There were zero Fatal Fire Casualties in Non-Domestic Buildings and Non-Fatal Fire Casualties in Non-Domestic Buildings encountered during this quarter. The overall figures highlight a reduction over the longer term.
- The number of Road Traffic Collision Incidents for Q2 has increased from the same quarter last year by 5. The YTD figure however is sitting slightly above the headline target and is therefore showing amber.
- There were no Road Traffic Collision (RTC) Fatal Casualties encountered during Q2. This trend has remained the same for the previous 6 years for the same quarter. The number of RTC Non-Fatal casualties rescued during this quarter is higher than the previous quarter, and is above the headline target YTD figure set, and is therefore showing red.
- The YTD figure of Unwanted Fire Alarm Signals (UFAS) caused by automatic fire alarms (AFAs) in non-domestic buildings has seen an increase of 31% from the same period last year. The YTD figure however is 9% below target for this period, and is therefore showing green.
- The number of Deliberate Primary Fires YTD has seen a slight increase against the same period for last year. This performance indicator is currently showing red due to exceeding the headline target set for this quarter, and an overall lower annual target set.
- The number of Deliberate Secondary Fires attended during Q2 is in line with the 3-year average for the same period. Q2 figures are slightly below the average target set for each quarter, however the YTD figure is above headline target set and this is therefore showing red. The continued and significant efforts to proactively address deliberate fire setting throughout Dundee City is benefited through a targeted, multi-agency approach. This strategy has a positive impact on fire related anti-social behaviour incidents, as we continually strive to improve this picture.

PRIORITY 1 - IMPROVING FIRE SAFETY IN THE HOME

HI 1 – Accidental Dwelling Fires (ADF)

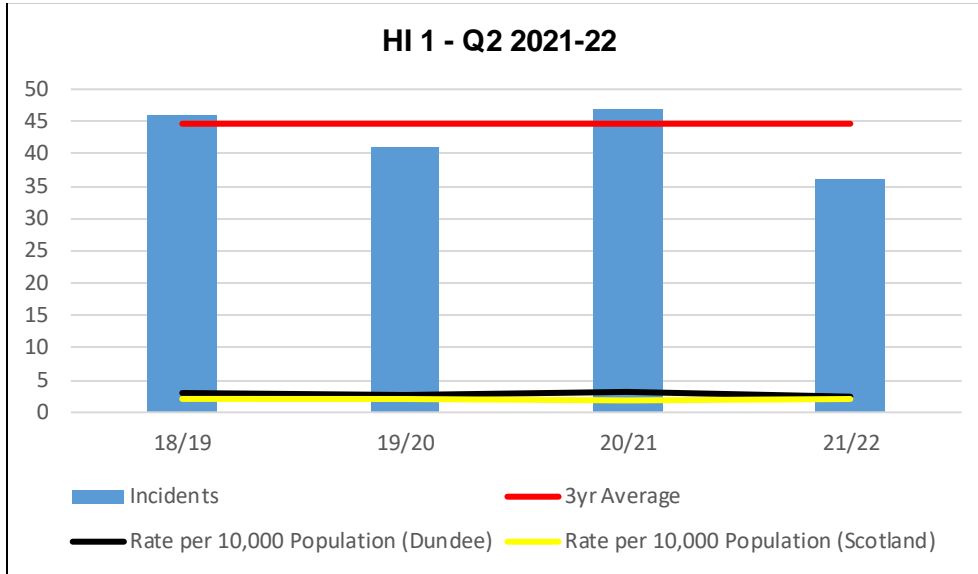


Table 1: Year to Date (April - Sept) Performance

	18/19	19/20	20/21	21/22	YTD	Annual Target
HI 1: ADF's	94	91	102	40	Green	169

HI 2 - ADF Fatal Casualties & HI 3 - ADF Non-Fatal Casualties

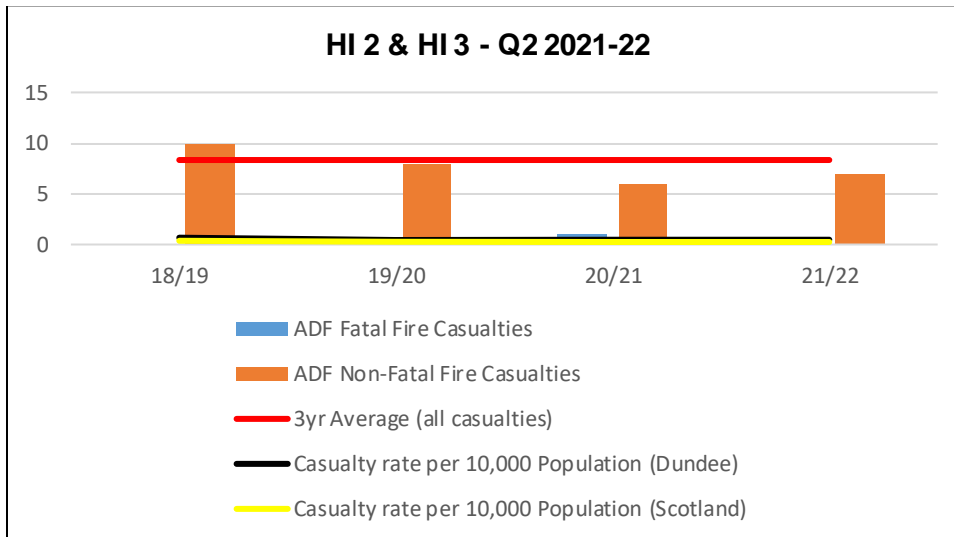


Table 2: Year to Date (April to Sept) Performance

	18/19	19/20	20/21	21/22	YTD	Annual Target
HI 2: ADF Fatal Casualties	0	0	2	0	Green	0
HI 3: ADF Non-Fatal Casualties	17	14	7	8	Green	Below 30

Indicator Description

The largest single type of primary fire in Dundee is accidental fires in the home and their prevention is a key focus of the Service's community safety activity.

HI 1 – Accidental Dwelling Fires (ADF)

As a headline target, the aim is to reduce the rate of ADF's by keeping these incidents below 169, during 2021/22.

HI 2 – ADF Fatal Casualties

This indicator concentrates on members of the community for whom fire has been clearly identified as the cause of death, even if they die some-time after the actual fire. Those who die at, or after, the fire but where fire is not identified as the cause of death, are not included within these figures.

As a headline target, the optimum aim is to always strive to have Zero ADF Fatal Casualties in Dundee City.

HI 3 – ADF Non-Fatal Casualties

This headline target counts all types of non-fatal fire injury in the home, including precautionary checks.

As a headline target, the aim is to reduce the risk of injury from fire in the home by keeping fire injuries below 30, during 2021/22.

What we aim to Achieve

As well as helping to deliver Priority One: *Improving Fire Safety in the Home*, meeting the headline targets will also support the long-term ambition of the City Plan for Dundee and supports achievement of the following local outcomes:

- Our people will be better educated and skilled within a city renowned for learning and culture;
- Our children will be safe, healthy, achieving, nurtured, active, respected, responsible and included;
- People in Dundee will be able to live independently and access support when they need it;
- Our communities will be safe and feel safe

Performance Management

There were 36 ADF's reported during Q2, which has decreased by 23% from the same quarter last year. The total number of ADF's for the YTD 2021/22 is 76, which is also 20% lower when compared with the 3-year average for YTD figures. We are currently showing green for achieving the HI 1 annual target. There were no ADF Fatal Casualty during Q2, which is a reduction from the same reporting period last year. There were 7 ADF Non-Fatal Casualties during Q2, which is an increase from the same quarter last year. This number continues to reduce over the longer term however, with a 13% decrease observed against the 3-year average for this quarter.

The community safety engagement section of Appendix One details a range of community safety engagement programmes conducted during Q2, in support of achieving the targets. This included completing 487 Home Fire Safety Visits (HFSV), of which 273 were targeted at high risk individuals and 157 targeted at medium risk individuals.

PRIORITY 2 – IMPROVING FIRE SAFETY AND RESILIENCE IN THE BUSINESS COMMUNITY

HI 4 – Non-Domestic Building Fires

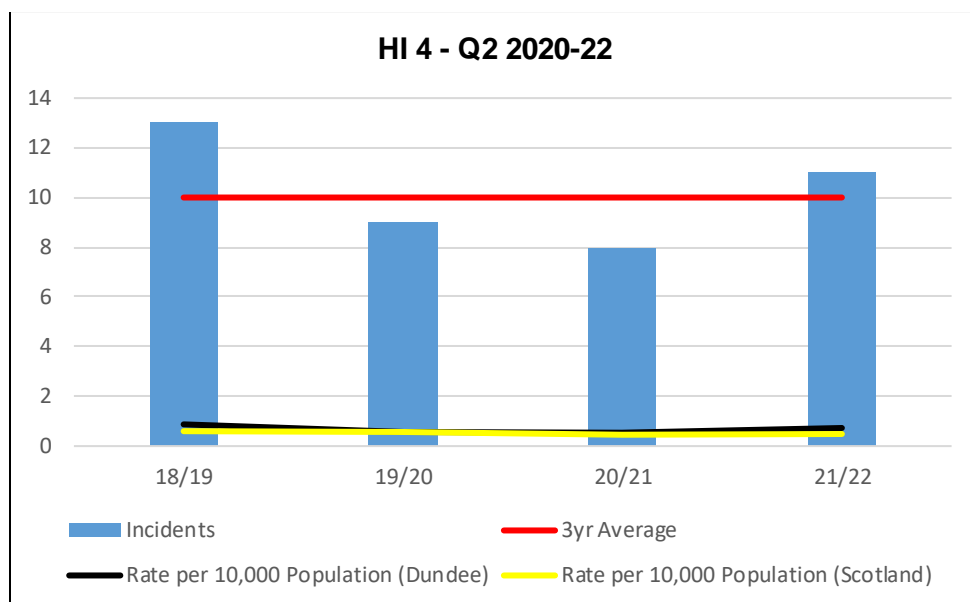


Table 3: Year to Date (April to Sept) Performance

	18/19	19/20	20/21	21/22	YTD	Annual Target
HI 4: Non-Domestic Building Fires	24	20	22	21	Amber	Below 39

HI 5 – Fatal Fire Casualties in Non-Domestic Buildings & HI 6 – Non-Fatal Fire Casualties in Non-Domestic Buildings

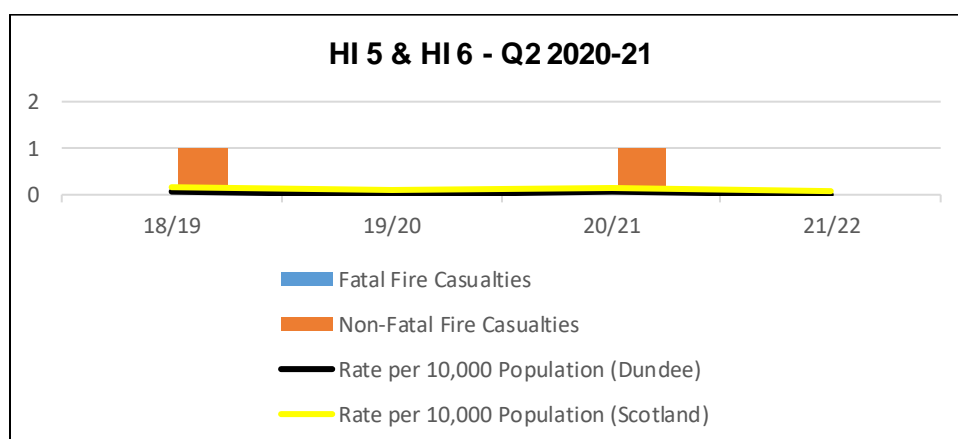


Table 4: Year to Date (April to Sept) Performance

	18/19	19/20	20/21	21/22	YTD	Annual Target
HI 5: Fatal Fire Casualties	0	0	0	0	Green	0
HI 6: Non-Fatal Fire Casualties	1	0	0	1	Amber	1

Indicator Description

These headline indicators and targets cover the types of non-domestic buildings applicable to Part 3 of the Fire (Scotland) Act 2005 ('The Act') (e.g. care homes, hotels and hospitals) and is designed to reflect the effectiveness of fire safety management in respect of these types of buildings.

HI 4 - Non-Domestic Building Fires Applicable to the Act

As a headline target, the aim is to reduce the rate of accidental fires in non-domestic buildings (where 'The Act' applies), by keeping these fires below 39 in Dundee during 2021/22.

HI 5 – Fatal Fire Casualties in Non-Domestic Building Fires Applicable to the Act

This indicator counts those people for whom fire has been clearly identified as the cause of death, even if they die some time after the actual fire. Those who die at, or after, the fire but where fire is **not** identified as the cause of death are not included in these figures. As a headline target, the aim is to have zero Fatal Fire Casualties in non-domestic buildings applicable to the Act, in Dundee during 2021/22.

HI 6 – Non-fatal Fire Casualties in Non-Domestic Building Fires Applicable to the Act

This headline target counts all types of non-fatal fire injury in non-domestic buildings, including precautionary checks. As a headline target, the aim is to reduce risk of injury from fire in non-domestic buildings, by keeping fire injuries at one in Dundee during 2021/22.

What we aim to Achieve

As well as helping to deliver Priority Two: *Improving Fire Safety and Resilience in the Business Community*, meeting the headline targets will also support the long-term ambition of the City Plan for Dundee and supports achievement of the following local outcomes:

Dundee will be an internationally recognised city at the heart of a vibrant region with more and better employment opportunities for people

Our communities will be safe and feel safe

Our people will live in strong, popular and attractive communities

Performance Management

There were 11 incidents in non-domestic buildings during Q2, the majority were relatively minor in nature involving minimum firefighting intervention. This figure is an increase of 2 incidents from the same quarter last year. The total number of fires for the year to date of 2021/22 stands at 21, and is currently showing amber for achieving the HI 4 annual target for the year.

There were zero Non-Domestic Fatal Casualties during Q2. We are therefore showing green for achieving the HI 5 annual target.

There was one Non-Domestic Non-Fatal Casualties during Q2, HI 6 headline annual target is therefore showing amber.

Our dedicated Fire Safety Enforcement Officers continue to audit relevant premises that fall within the scope of the Fire (Scotland) Act 2005 to ensure compliance with their statutory responsibilities. The target set for the year is 366 fire safety audits. A total of 62 premises were inspected during Q2.

PRIORITY 3 – MINIMISING THE IMPACT OF UNINTENTIONAL HARM

HI 7 – Road Traffic Collision (RTC) Incidents

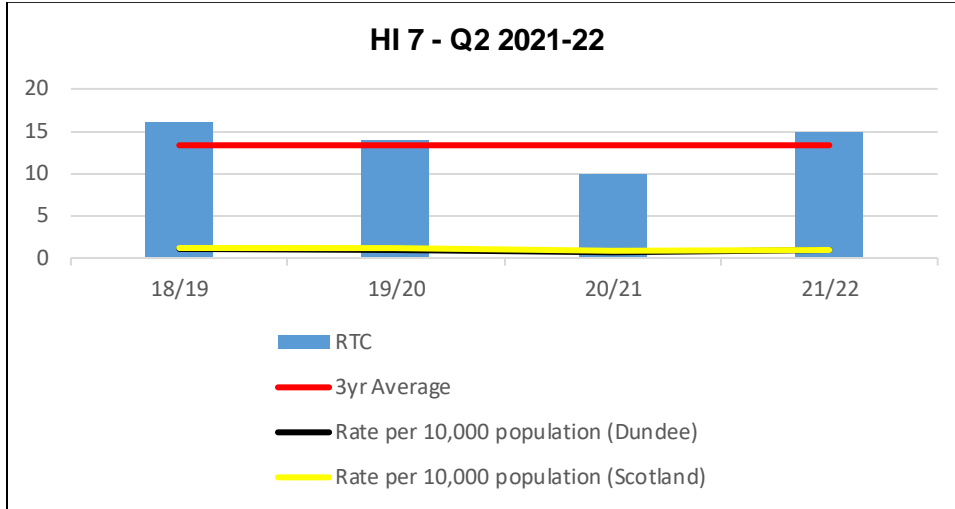


Table 5: Year to Date (April to Sept) Performance

	17/18	18/19	19/20	20/21	YTD	Annual Target
HI 7: RTC Incidents	26	22	15	23	Amber	Below 44

HI 8 – Fatal RTC Casualties & HI 9 – Non-Fatal RTC Casualties

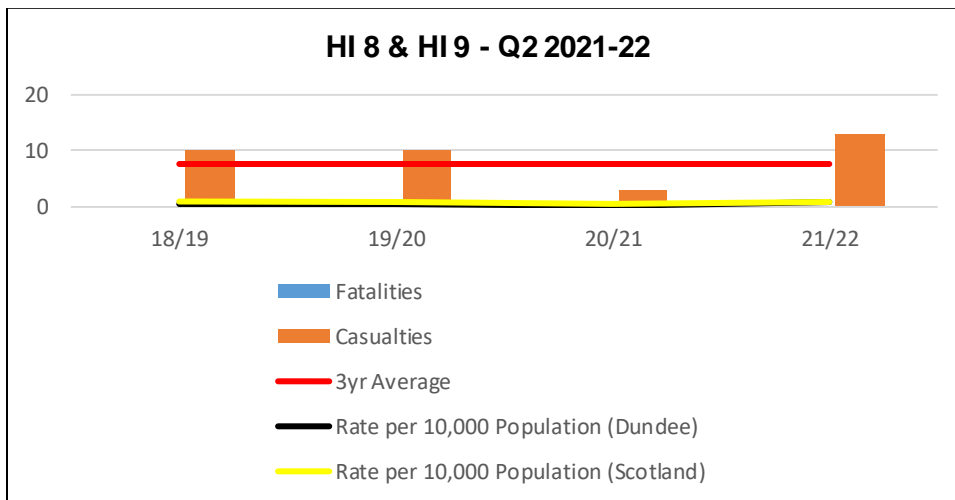


Table 6: Year to Date (April to Sept) Performance

	18/19	19/20	20/21	21/22	YTD	Annual Target
HI 8: Fatal RTC Casualties	0	0	0	0	Green	0
HI 9: Non-Fatal RTC Casualties	12	12	4	16	Red	Below 19

Indicator Description

The SFRS has become increasingly involved in more non-fire related prevention work, in support of its role in promoting the wider safety and well-being of its communities, including minimising the impact of unintentional harm. The headline indicators and targets reflect the fact that most of non-fire related casualties attended by the SFRS in Dundee are at RTC Incidents.

HI 7 - RTC Incidents

As a headline target, the aim is to reduce the rate of RTC incidents, by keeping them below 44 during 2021/22.

HI 8 – Fatal RTC Casualties

As a headline target, the aim is to reduce the risk of death from RTC's in Dundee, by keeping the number of fatal RTC casualties at 0 during 2021/22.

HI 9 - Non-fatal RTC Casualties

As a headline target, the aim is to reduce the risk of injury from RTC's in Dundee, by keeping non-fatal RTC casualties below 19 during 2021/22.

What we aim to Achieve

As well as helping to deliver Priority Three: *Minimising the Impact of Unintentional Harm*, meeting the headline targets will also support the long-term ambition of the City Plan for Dundee and supports achievement of the following local outcomes:

- Our people will be better educated and skilled within a city renowned for learning and culture
- Our children will be safe, healthy, achieving, nurtured, active, respected, responsible and included
- People in Dundee will be able to live independently and access support when they need it
- Our communities will be safe and feel safe

Performance Management

SFRS attended 15 RTC Incidents during Q2. This is an increase of 5 from the same quarter last year. This figure is a similar trend identified against the 3-year average for the same quarter. At 4 of these incidents, firefighters attended to extricate occupants trapped within the vehicles involved, and assist other emergency services on scene. This indicator is therefore currently showing amber against the YTD figure and the headline target set.

Of the RTC Incidents we attended during Q2, zero fatal casualties were encountered. The total number of Fatal RTC Casualties for the year to date stands at 0 so we are showing green for the HI 8 annual target. There were 13 Non-Fatal RTC Casualties during this quarter, which is higher than the previous quarter. YTD figure is currently on track however and is therefore showing green against the headline target.

PRIORITY 4 – REDUCING UNWANTED FIRE ALARM SYSTEMS

HI10 – Unwanted Fire Alarm Signals (UFAS)

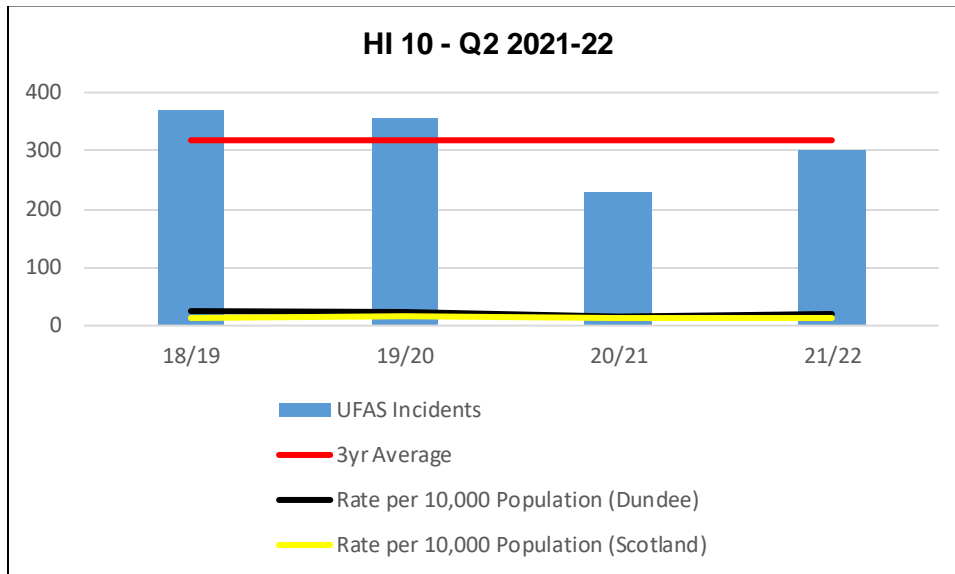


Table 7: Year to Date (April to Sept) Performance

	17/18	18/19	19/20	20/21	YTD	Annual Target
HI 10: UFAS Incidents	664	615	418	517	Green	Below 1139

Indicator Description

Automatic Fire Alarms (AFA) are fundamental to providing early warning from fire, giving people the chance to evacuate safely. However, to be effective, they must be properly installed and maintained, and a good fire safety management regime must be in place by the duty holder, so they do not activate when there is no fire.

Every Unwanted Fire Alarm Signal from an AFA has an impact in terms of unnecessary blue light journeys, redirecting SFRS resources away from other activities such as community safety work and causing considerable disruption to businesses.

HI 10 – Unwanted Fire Alarm Signals (UFAS)

As a headline target, the aim is to improve fire safety management and awareness, by reducing the number of attendances to unwanted fire alarm signals (UFAS) from automatic systems in non-domestic buildings to less than 1139 during 2021/22.

What we aim to Achieve

As well as helping to deliver Priority Four: *Reducing Unwanted Fire Alarm Signals*, meeting the headline targets will also support the long-term ambition of the City Plan for Dundee and supports achievement of the following local outcomes:

- Dundee will be an internationally recognised city at the heart of a vibrant region with more and better employment opportunities for people;
- Our people will be better educated and skilled within a city renowned for learning and culture;
- Our children will be safe, healthy, achieving, nurtured, active, respected, responsible and included;
- Our communities will be safe and feel safe.

Performance Management

During Q2, we were called out to 302 UFAS. This is 5% lower than the three-year average for that quarter. YTD, the total number of UFAS stands at 517 so we are showing green for achieving the HI 10 annual target.

The table below lists the top five property types that had persistent call-outs due to UFAS during Q2.

Property Types	No. of UFAS
Hospitals/Medical Care	67
Education – Student Halls of Residence	33
Education – Primary Schools	25
Education – College/University	15
Residential – Sheltered Housing	12

Our operational crews continued to investigate the cause of every UFAS event and engaged with the duty holder when in attendance at these call-outs. Every UFAS call-out was utilised as an opportunity to educate the duty holder about the impact UFAS has on their businesses and the Service as a whole. UFAS incidents create a significant number of unnecessary blue-light journeys, placing our firefighters and communities at risk, and tying up resources that may be needed at a real emergency elsewhere. To reduce the impact of UFAS, we have introduced a process, that will ensure our weight and speed of response to UFAS incidents is based on risk.

PRIORITY 5 – REDUCING DELIBERATE FIRES

HI 11 – Deliberate Primary Fires

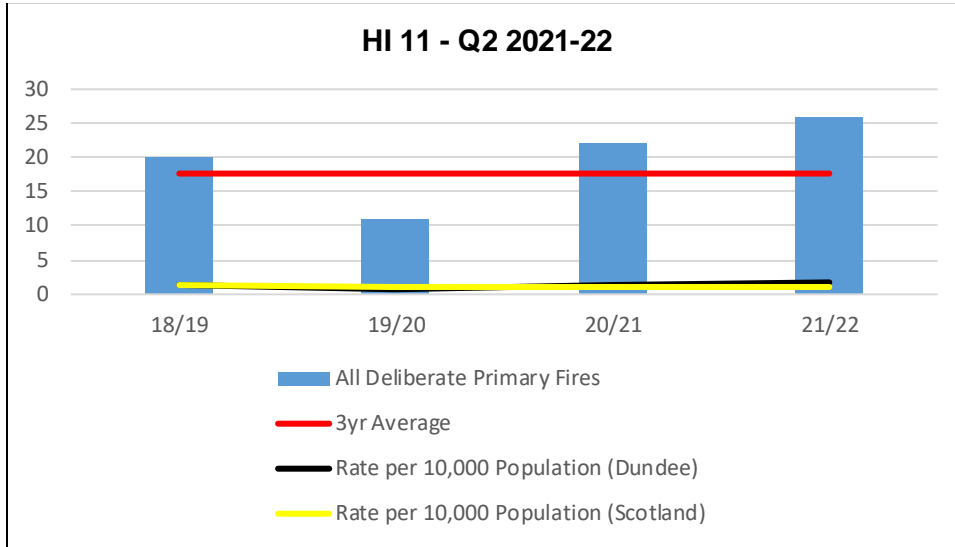


Table 8: Year to Date (April to Sept) Performance

	18/19	19/20	20/21	21/22	YTD	Annual Target
HI 11: Deliberate Primary Fires	36	29	43	50	Red	Below 60

HI 12 – Deliberate Secondary Fires

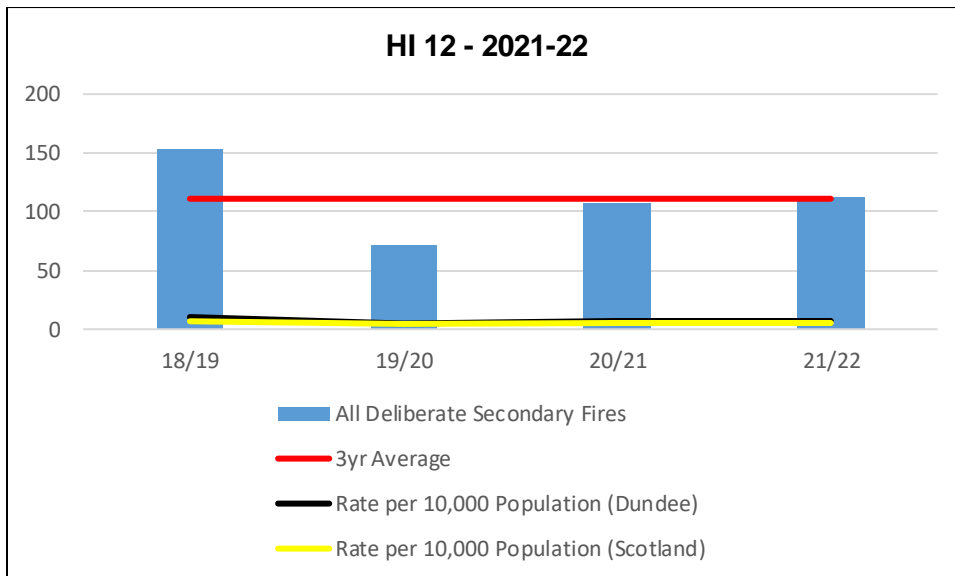


Table 9: Year to Date (April to Sept) Performance

	18/19	19/20	20/21	21/22	YTD	Annual Target
HI 12: Deliberate Secondary Fires	327	220	236	394	Red	Below 467

Indicator Description

These headline and indicators targets account for all types of fire that are believed to have been started intentionally, and are categorised as Deliberate Primary Fires and Deliberate Secondary Fires.

HI 11 – Deliberate Primary Fires

These deliberate fires cover the following types:

- Fires in the home
- Fires in non-domestic buildings
- Fires in motor vehicles

As a headline target, the aim is to reduce the rate of deliberate primary fires in Dundee by keeping these fires below 60 during 2021/22.

HI 12 – Deliberate Secondary Fires

These deliberate fires cover the majority of outdoor fires including grassland and refuse fires and include fires in derelict buildings, but not chimney fires. As a headline target, the aim is to reduce the rate of deliberate secondary fires in Dundee by keeping these fires below 467 during 2021/22.

What we aim to Achieve

As well as helping to deliver Priority Five: *Reducing Deliberate Fires*, meeting the headline targets will also support the long-term ambition of the City Plan for Dundee and supports achievement of the following local outcomes:

- Dundee will be an internationally recognised city at the heart of a vibrant region with more and better employment opportunities for people
- Our children will be safe, healthy, achieving, nurtured, active, respected, responsible and included
- Our communities will be safe and feel safe
- Our people will live in strong, popular and attractive communities

Performance Management

There were 26 deliberate primary fires reported during Q2, which is a decrease against the same period for last year. These incidents included several vehicle fires and a mixture of non-residential and dwelling fires in Dundee. Prevention work is ongoing to address deliberate fire setting, and due to the annual low target set for the annual year the current total is therefore showing red for achieving the HI 11 annual target of below 60. There were 112 deliberate secondary fires reported during Q2, which is a similar trend against the three-year average for that quarter, and as a result we are showing red for achieving the HI 12 annual target.

Intelligence relating to deliberate fires is shared with our partners during multi-agency tasking and co-ordinating meetings and is also discussed at the fire related anti-social behaviour group. Innovative partnership working opportunities have resulted in a very pleasing downward trend in deliberate secondary fires and the associated anti-social behaviour that is often attributed to these types of incidents.

PRIORITY 6 – EFFECTIVE RISK MANAGEMENT AND OPERATIONAL PREPAREDNESS

Description

Risk Management and operational preparedness is a key area of work for the SFRS. In Dundee, this means:

- Knowing what the risks are in Dundee and then making plans, so we are resilient to respond to any event.
- Being prepared to respond to national threats or major emergencies.
- Developing flexibility to deploy crews, to take on a broadening role within the community.
- Firefighters being equipped to deal with emergencies safely and effectively and our stations being in a constant state of readiness.

What we aim to Achieve

As well as helping to deliver Priority Six: *Effective Risk Management and Operational Preparedness*, our activities will also support the long-term ambition of the City Plan for Dundee and supports achievement of the following local outcomes:

- Dundee will be an internationally recognised city at the heart of a vibrant region with more and better employment opportunities for people
- Our communities will be safe and feel safe
- Our people will live in strong, popular and attractive communities

Activity

During Q2 we delivered our quarterly training commitment to operational firefighters with a focus on the core skills of Ladders and Pumping drills, as well as ensuring training/testing preparedness to deal with the following standard/advanced modules for incidents involving the following subject areas;

- Farms
- Aircraft
- H&S Risk Management
- Marine

During Q2, firefighters completed their training sessions on these subjects by focussing on their theoretical knowledge on station, and creating innovative simulated practical scenarios within station drill yards. Our operational crews continually focus on raising their awareness of new and existing associated risks and hazards at these types of incidents, and take necessary and effective action to constantly improve pre-planning arrangements for dealing with these local risks. Visits to local high-risk premises include Hospitals, Care Homes, High Rise Buildings, Forth Ports Dundee, Education and Student Accommodation, Industrial, and Large Shopping Centres.

APPENDIX 1: COMMUNITY SAFETY ENGAGEMENT PROGRAMMES

Summer Thematic Action Plan

Each summer the Scottish Fire and Rescue Service (SFRS) face a spate of outdoors fires, many of which are started deliberately, this places a considerable demand on operational resources, putting firefighters, members of the public and businesses at risk.

As part of the summer thematic action plan, the Scottish Fire and Rescue Service set objectives to reduce fire related anti-social behaviour, reduce the number of fires in derelict/unoccupied buildings, reduce the number of fires in including refuse/rubbish and promote water safety.

The SFRS Local Authority Liaison Officer for Dundee collaborates within a multi-agency partnership which has proven to be an effective way of protecting persons and property from fire, controlling operational response costs and improving fire and fire related performance indicators.

The partnerships involve Police Scotland Community Policing Teams, various Dundee City Council Departments ranging from Community Safety Wardens, Anti-Social Behaviour Team, Tenancy and Estates, Waste Management and Environmental Compliance Officers.

It is acknowledged that the involvement of agencies, services and organisations will depend upon local risk, available resources and levels of operational demand and these may differ significantly between urban and rural areas.

During the reporting period the Local Authority Liaison Officer and members of the Community Action Team have worked alongside local community policing teams and Community Safety Wardens to reduce deliberate set fires within the Ardler, Kirkton, Lochee, Fintry and Whitfield areas.

The Local Authority Liaison Officer and the Local Community Policing Sergeant from Lochee Community Policing Team completed a site visit at the vacant Wellburn House, Liff Road, Dundee to offer fire safety advice, the Local Authority Liaison Officer has completed a site visit to the old Dundee College site at Constitution Road, Dundee and issued a letter to the property owners regarding fire safety and fire related incidents.

As part of the partnership approach to anti-social behaviour and fire related incidents the Local Authority Officer attends a weekly Multi Agency Tasking and Co-Ordination which covers each local authority ward.

Members of the Community Action Team are in contact with complex wardens at Pitalpin Court, and Dryburgh Gardens to offer advice regarding fire alarm activations and to engage with local residents, members of the team have maintained contact with wardens at sheltered housing complexes and homeless units within Broughty Ferry, Douglas, Linlathen, Stobswell and city centre areas.

The Local Authority Liaison Officer also made site visits to Clatto Park to provide water safety information.