

**REPORT TO: DUNDEE CITY COUNCIL COMMUNITY SAFETY AND PUBLIC  
PROTECTION COMMITTEE**

**REPORT NUMBER – 180-2018**

**4<sup>th</sup> June 2018**

**Report by Area Manager Gordon Pryde, Local Senior Officer,  
Scottish Fire and Rescue Service**

---

**SUBJECT: FIRE AND RESCUE QUARTERLY PERFORMANCE REPORT  
1<sup>ST</sup> JANUARY TO 31<sup>ST</sup> MARCH 2018**

**Abstract**

The Report contains performance information relating to the fourth quarter (January - March) of 2017-2018 on the performance of the Scottish Fire and Rescue Service in support of Member scrutiny of local service delivery.

**1 PURPOSE OF THE REPORT**

To provide information for the Committee regarding the performance of the Scottish Fire and Rescue Service against the priorities, outcomes and performance measures detailed within the Local Fire and Rescue Plan for Dundee 2017–2020, to facilitate local scrutiny.

**2 RECOMMENDATIONS**

It is recommended that members:

Note, scrutinise and question the content of this report.

**3 FINANCIAL IMPLICATIONS**

None.

**4 BACKGROUND**

4.1 The Local Fire and Rescue Plan for Dundee 2017-2020 was approved by the Community Safety and Public Protection Committee on 30<sup>th</sup> October 2017. In support of delivering the priorities in this plan, twelve headline indicators are utilised as performance measures and form the basis of quarterly monitoring reports.

4.2 The priorities and outcomes contained within the Local Fire and Rescue Plan reflect 'place' and the contribution of the Scottish Fire and Rescue Service to the City Plan for Dundee 2017-2026.

4.3 In summary the following priorities are detailed within the plan:

- Priority 1 – Improving Fire Safety in the Home
- Priority 2 – Improving Fire Safety and Resilience in the Business Community
- Priority 3 – Minimising the Impact of Unintentional Harm
- Priority 4 – Reducing Unwanted Fire Alarm Signals
- Priority 5 – Reducing Deliberate Fires
- Priority 6 – Effective Risk Management and Operational Preparedness

4.4 Appendix 1 attached to this report provides a detailed breakdown and analysis of all data collected during the reporting period. In addition further sections are included to provide Members with an overview of a range of community safety engagement events and partnership working. Furthermore, it highlights any notable incidents and events.

## **5 EQUALITY IMPACT ASSESSMENT**

5.1 Not applicable.

## **6 ENVIRONMENTAL ISSUES**

6.1 There are no environmental issues arising as a consequence of this report.

## **7 SUMMARY**

7.1 The attached report updates members regarding significant community safety engagement activities and gives context to the performance of the Scottish Fire and Rescue Service in the Dundee area against headline indicators and performance measures.

**Area Manager Gordon Pryde**  
**Local Senior Officer**  
**Perth & Kinross, Angus and Dundee**  
Scottish Fire and Rescue Service  
Blackness Road  
Dundee  
DD1 5PA



## QUARTERLY MONITORING REPORT

*Covering the activities and performance in support of the Local Fire and Rescue Plan for Dundee 2017-2020*



**SCOTTISH**  
FIRE AND RESCUE SERVICE  
Working together for a safer Scotland

**Quarter Four: 2017/18**

**Working together  
for a safer Scotland**

**Dundee** City Council  
www.dundee.gov.uk **CHANGING  
FOR THE FUTURE**

## **ABOUT THE STATISTICS IN THIS REPORT**

The activity totals and other statistics quoted in this report are provisional in nature and subject to change as a result of ongoing quality assurance and review.

Because all statistics quoted are provisional there may be differences in the period totals quoted in our reports after original publication which result from revisions or additions to the data on our systems.

From 2015-16 onwards responsibility for the publication of end-year statistical data transferred from the Scottish Government to the SFRS. This change of responsibility does not change the status of the figures quoted in this and other SFRS reports reported to the Committee.

<b>TABLE OF CONTENTS</b>	<b>PAGE</b>
<b>Introduction</b>	5
<b>Quarterly Performance Summary</b>	6
<b>Quarterly Performance Highlights</b>	7
<b>Priority 1 - Improving Fire Safety in The Home</b>	8
HI 1 – Accidental Dwelling Fires (ADF)	8
HI 2 – ADF Fatal Casualties	8
HI 3 – ADF Non-Fatal Casualties	8
<b>Priority 2 - Improving Fire Safety and Resilience in the Business Community</b>	10
HI 4 - Non-Domestic Building Fires	10
HI 5 – Fatal Casualties in Non-Domestic Buildings	10
HI 6 – Non-Fatal Casualties in Non-Domestic Buildings	10
<b>Priority 3 - Minimising the Impact of Unintentional Harm</b>	12
HI 7 – Road Traffic Collision (RTC) Incidents	12
HI 8 – Fatal RTC Casualties	12
HI 9 – Non-Fatal RTC Casualties	12
<b>Priority 4 - Reducing Unwanted Fire Alarm Signals</b>	14
HI 10 – Unwanted Fire Alarm Signals (UFAS)	14
<b>Priority 5 - Reducing Deliberate Fires</b>	16
HI 11 – Deliberate Primary Fires	16
HI 12 – Deliberate Secondary Fires	16
<b>Priority 6 - Effective Risk Management and Operational Preparedness</b>	18
<b>APPENDIX 1: COMMUNITY SAFETY ENGAGEMENT PROGRAMMES</b>	19
<b>APPENDIX 2: NOTABLE EVENT –</b>	20

This page is intentionally blank

## INTRODUCTION

This is the quarter four monitoring report covering the SFRS's performance and activities in support of the six priorities in the Local Fire and Rescue Plan for Dundee 2017-2020, namely:

- Priority 1 - Improving fire safety in the home
- Priority 2 - Improving fire safety and resilience in the business community
- Priority 3 - Minimising the impact of unintentional harm
- Priority 4 - Reducing unwanted fire alarm signals
- Priority 5 - Reducing deliberate fires
- Priority 6 - Effective risk management and operational preparedness













As well as supporting the six priorities in the Local Fire and Rescue Plan for Dundee, this monitoring report shows how SFRS activities and performance contribute to the wider priorities of the Dundee Partnership as set out in the City Plan for Dundee 2017-2026.

The figures in this report are provisional, to provide the Committee with the SFRS's direction of travel in the Dundee area, in terms of performance against headline indicators and targets. Most figures will not change; however, members should note that there may be some small variations for some indicators when the final confirmed figures are published by the SFRS.




The Community Safety and Public Protection Committee agreed the new Local Fire and Rescue Plan for Dundee 2017-2020 on 30 October 2017. In support of delivering the priorities in this plan, 12 headline indicators and targets have been set and form the basis of this quarterly monitoring report.

## PERFORMANCE SUMMARY

The table below provides a summary of quarter four activity and year to date performance against headline indicators and annual targets. It aims to provide – at a glance – our direction of travel during the current reporting year.

<p><b>HI 1</b> Accident Dwelling Fires</p>  <p>Q4 – 51 Incidents YTD – 194 Incidents Annual Target – 204 Incidents</p>	<p><b>HI 2</b> ADF Fatal Casualties</p>  <p>Q4 – 0 YTD – 0 Annual Target – 0</p>	<p><b>HI 3</b> ADF Non-Fatal Casualties</p>  <p>Q4 – 8 YTD – 32 Annual Target – 49</p>
<p><b>HI 4</b> Non-Domestic Building Fires</p>  <p>Q4 – 16 Incidents YTD – 58 Incidents Annual Target – 69 Incidents</p>	<p><b>HI 5</b> Fatal Casualties in Non-Domestic Building Fires</p>  <p>Q4 – 0 YTD – 0 Annual Target – 0</p>	<p><b>HI 6</b> Non-Fatal Casualties in Non-Domestic Building Fires</p>  <p>Q4 – 0 YTD – 1 Annual Target – 3</p>
<p><b>HI 7</b> Road Traffic Collision (RTC) Incidents</p>  <p>Q4 – 8 Incidents YTD – 34 Incidents Annual Target – 33 Incidents</p>	<p><b>HI 8</b> Fatal RTC Casualties</p>  <p>Q4 – 0 YTD – 0 Annual Target – 0</p>	<p><b>HI 9</b> Non-Fatal RTC Casualties</p>  <p>Q4 – 9 YTD – 17 Annual Target – 21</p>
<p><b>HI 10</b> Unwanted Fire Alarm Signals</p>  <p>Q4 – 311 Incidents YTD – 1289 Incidents Annual Target – 1189 Incidents</p>	<p><b>HI 11</b> Deliberate Primary Fires</p>  <p>Q4 – 15 Incidents YTD – 71 Incidents Annual Target – 74 Incidents</p>	<p><b>HI 12</b> Deliberate Secondary Fires</p>  <p>Q4 – 91 Incidents YTD – 662 Incidents Annual Target – 557 Incidents</p>

### Year-to-Date Legend

	Below headline target
	Less than 10% above headline target
	More than 10% above headline target



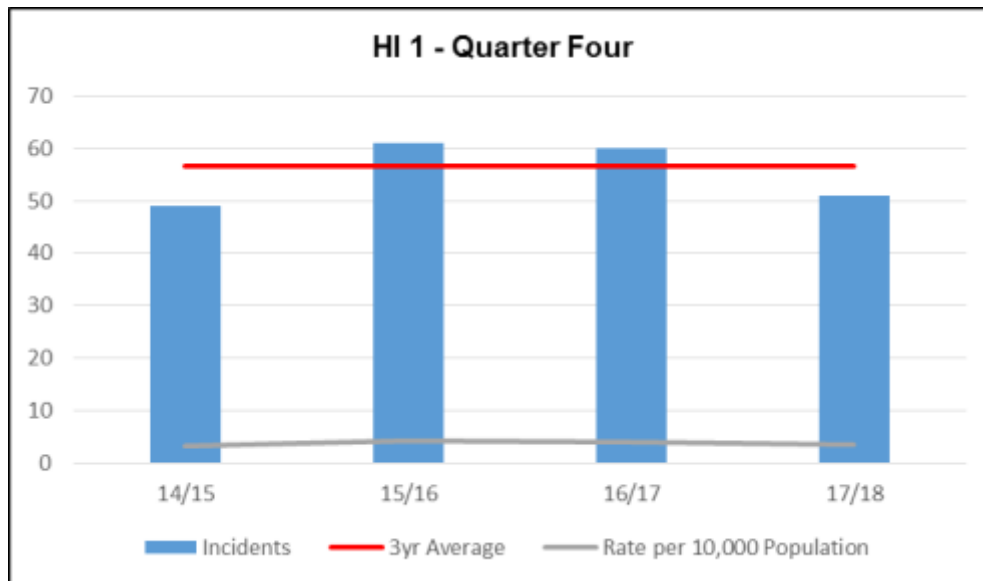
## PERFORMANCE HIGHLIGHTS

Of the 12 headline indicators and targets, the following performance should be noted for Quarter Four 2017/18:

- The number of **Accidental Dwelling Fire's (ADF's)** continues to reduce over the longer-term and performance during quarter four and for the year to date is meeting the current target.
- There were zero **ADF Fatal Casualties** encountered for the year to date. The number of **ADF Non-fatal Casualties** continues to reduce over the longer term and performance during quarter four and for the year to date is meeting the current target.
- The number of **Non-Domestic Building Fires** continues to reduce over the longer-term and performance during quarter four and for the year to date is meeting the current target.
- There were zero **Fatal Fire Casualties in Non-Domestic Buildings** encountered during either quarter four and the year to date. The number of **Non-Fatal Fire Casualties in Non-Domestic Buildings** continues to reduce over the longer term and performance during quarter four and for the year to date is meeting the current target.
- There were no **Road Traffic Collision (RTC) Fatal Casualties** encountered either during quarter four and the year to date. In addition the number of **RTC Non-Fatal Casualties** attended during both quarter four and also the year to date is well below the three year average and therefore the overall performance is meeting the current target.
- The number of **Unwanted Fire Alarm Signals (UFAS) caused by automatic fire alarms (AFAs) in non-domestic buildings** is above the three year average for quarter four. The year to date figure is currently showing as amber and a considerable amount of effort is being focused on working with the duty holders of premises causing the increases, to get performance back on target.
- The number of **Deliberate Secondary Fires** attended during quarter four is significantly below the three year average, however the year to date performance is significantly above the three year average. There has been significant and sustained action to try and address deliberate fire setting and this work will continue going forward.

## PRIORITY 1 - IMPROVING FIRE SAFETY IN THE HOME

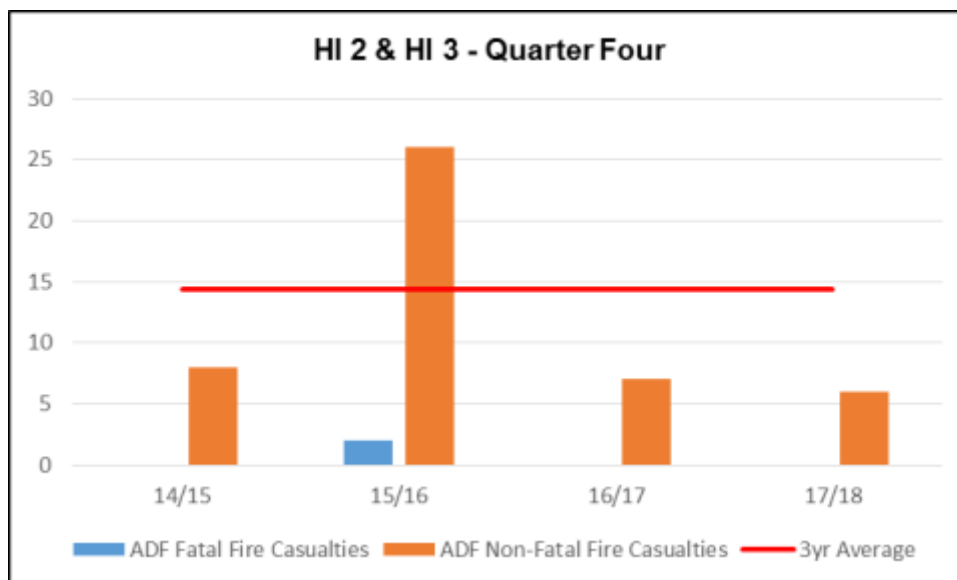
### HI 1 – Accidental Dwelling Fires (ADF)



**Table 1: Year to Date (April to March) Performance**

	14/15	15/16	16/17	17/18	YTD	Annual Target
<b>HI 1: ADF's</b>	180	227	225	196	Green	204

### HI 2 - ADF Fatal Casualties & HI 3 - ADF Non-Fatal Casualties



**Table 2: Year to Date (April to March) Performance**

	14/15	15/16	16/17	17/18	YTD	Annual Target
<b>HI 2: ADF Fatal Casualties</b>	1	2	0	0	Green	0
<b>HI 3: ADF Non-Fatal Casualties</b>	36	73	46	30	Green	49

### **Indicator Description**

The largest single type of primary fire in Dundee is accidental fires in the home and their prevention is a key focus of the Service's community safety activity.

#### HI 1 – Accidental Dwelling Fires (ADF)

As a headline target, the aim is to reduce the rate of ADF's by keeping these incidents **below 204**, during 2017/18.

#### HI 2 – ADF Fatal Casualties

This indicator counts those people for whom fire has been clearly identified as the cause of death, even if they die some-time after the actual fire. Those who die at, or after, the fire but where fire is **not** identified as the cause of death are not included in these figures.

As a headline target, the aim is to have **Zero ADF Fatal Casualties**, in Dundee during 2017/18

#### HI 3 – ADF Non-Fatal Casualties

This headline target counts all types of non-fatal fire injury in the home, including precautionary checks.

As a headline target, the aim is to reduce the risk of injury from fire in the home by keeping fire injuries **below 49**, during 2017/18.

### **What we aim to Achieve**

As well as helping to deliver Priority One: *Improving Fire Safety in the Home*, meeting the headline targets will also support the long term ambition of the City Plan for Dundee and supports achievement of the following local outcomes:

- Our people will be better educated and skilled within a city renowned for learning and culture
- Our children will be safe, healthy, achieving, nurtured, active, respected, responsible and included
- People in Dundee will be able to live independently and access support when they need it
- Our communities will be safe and feel safe

### **Performance Management**

There were 51 ADF's reported during quarter four, which is slightly below the average number for that quarter. The total number of ADF's for the year to date of 2017/18 stands at 196 and is lower than the average of the previous 3 years. We are therefore showing green for achieving the HI 1 annual target.

There were zero ADF Fatal Casualties during quarter four. We are therefore showing green for achieving the HI 2 annual target.

There were 6 ADF Non-Fatal Casualties during quarter four, which is below the average number for that quarter. The total number of ADF Non-Fatal Casualties for the year to date stands at 30, so we are showing green for achieving the HI 3 annual target.

The Persons at Risk and Referrals section of Appendix One, details a wide range of community safety engagement programmes conducted during quarter four, in support of achieving the targets. This included completing 296 Home Fire Safety Visits, of which 199 were targeted at high risk individuals and 68 targeted at medium risk individuals.

## PRIORITY 2 – IMPROVING FIRE SAFETY AND RESILIENCE IN THE BUSINESS COMMUNITY

### HI 4 – Non-Domestic Building Fires

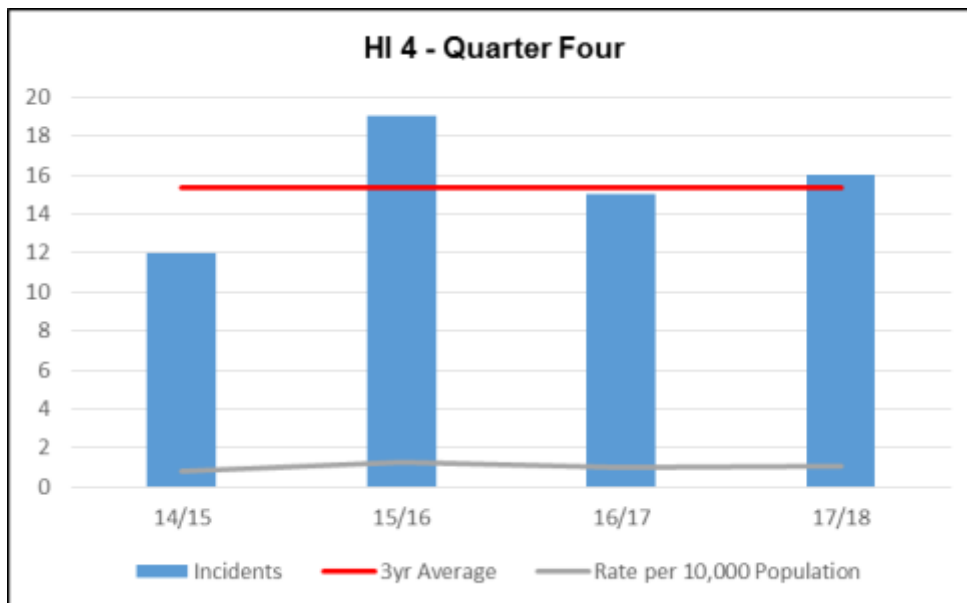


Table 3: Year to Date (April to March) Performance

	14/15	15/16	16/17	17/18	YTD	Annual Target
<b>HI 4: Non-Domestic Building Fires</b>	69	77	67	59	Green	69

### HI 5 – Fatal Fire Casualties in Non-Domestic Buildings & HI 6 – Non-Fatal Fire Casualties in Non-Domestic Buildings

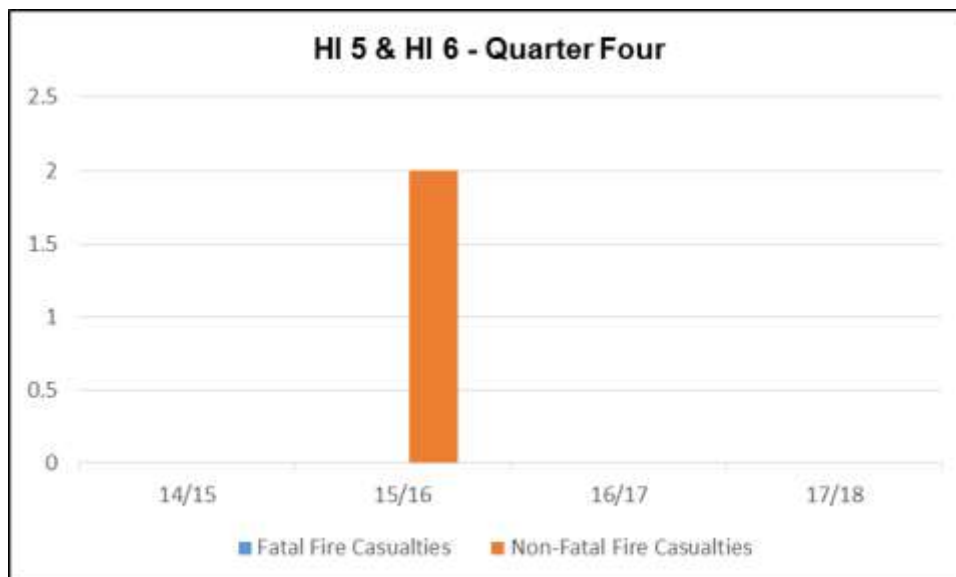


Table 4: Year to Date (April to March) Performance

	14/15	15/16	16/17	17/18	YTD	Annual Target
<b>HI 5: Fatal Fire Casualties</b>	0	0	0	0	Green	0
<b>HI 6: Non-Fatal Fire Casualties</b>	1	3	2	2	Green	3

## Indicator Description

These headline indicators and targets cover the types of non-domestic buildings applicable to Part 3 of the Fire (Scotland) Act 2005 ('The Act') (e.g. care homes, hotels and hospitals) and is designed to reflect the effectiveness of fire safety management in respect of these types of buildings.

### HI 4 - Non-domestic Building Fires Applicable to the Act

As a headline target, the aim is to reduce the rate of accidental fires in non-domestic buildings (where 'The Act' applies), by keeping these fires **below 69**, in Dundee during 2017/18.

### HI 5 – Fatal Fire Casualties in Non-domestic Building Fires Applicable to the Act

This indicator counts those people for whom fire has been clearly identified as the cause of death, even if they die some time after the actual fire. Those who die at, or after, the fire but where fire is **not** identified as the cause of death are not included in these figures. As a headline target, the aim is to have **Zero Fatal Fire Casualties** in non-domestic buildings applicable to the Act, in Dundee during 2017/18.

### HI 6 – Non-fatal Fire Casualties in Non-domestic Building Fires Applicable to the Act

This headline target counts all types of non-fatal fire injury in non-domestic buildings, including precautionary checks. As a headline target, the aim is to reduce risk of injury from fire in non-domestic buildings, by keeping fire injuries **below 3**, in Dundee during 2017/18.

## What we aim to Achieve

As well as helping to deliver Priority Two: *Improving Fire Safety and Resilience in the Business Community*, meeting the headline targets will also support the long term ambition of the City Plan for Dundee and supports achievement of the following local outcomes:

- Dundee will be an internationally recognised city at the heart of a vibrant region with more and better employment opportunities for people
- Our communities will be safe and feel safe
- Our people will live in strong, popular and attractive communities

## Performance Management

There were 16 fires in non-domestic buildings during quarter four, the majority were relatively minor in nature involving minimum firefighting intervention. The total number of fires for the year to date of 2017/18 stands at 59 and is therefore showing green for achieving the HI 4 annual target.

There were zero Non-Domestic Fatal Casualties during quarter four. We are therefore showing green for achieving the HI 5 annual target.

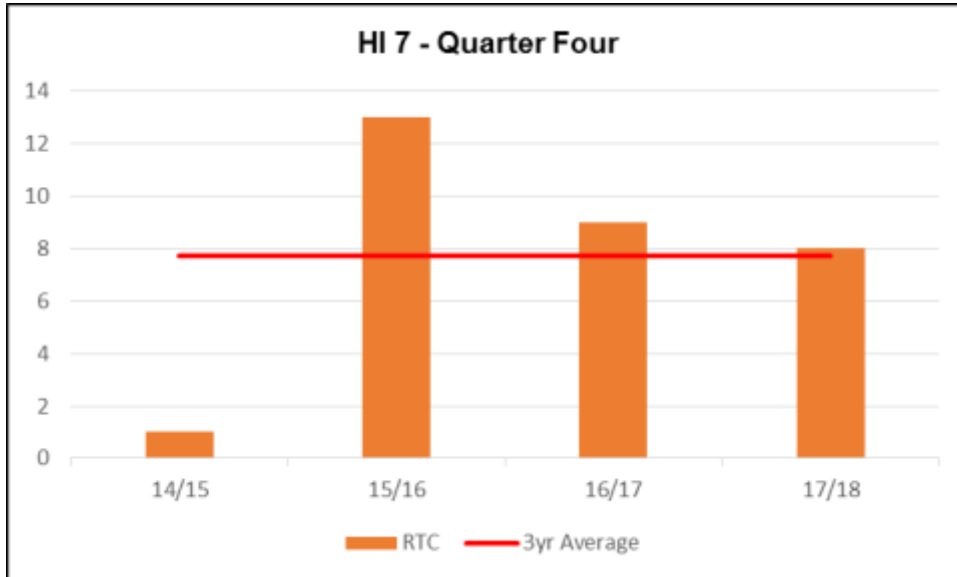
There were zero Non-Domestic Non-Fatal Casualties during quarter four. The total number of Non-Domestic Non-Fatal Casualties for the year to date stands at 2, so we are showing green for achieving the HI 6 annual target

Our dedicated Fire Safety Enforcement Officers continue to audit relevant premises that fall within the scope of the Fire (Scotland) Act 2005 to ensure compliance with their statutory responsibilities. In total, 73 fire safety audits were targeted at high life risk non-domestic buildings during quarter four.

## PRIORITY 3 – MINIMISING THE IMPACT OF UNINTENTIONAL HARM

## PRIORITY 3 – MINIMISING THE IMPACT OF UNINTENTIONAL HARM

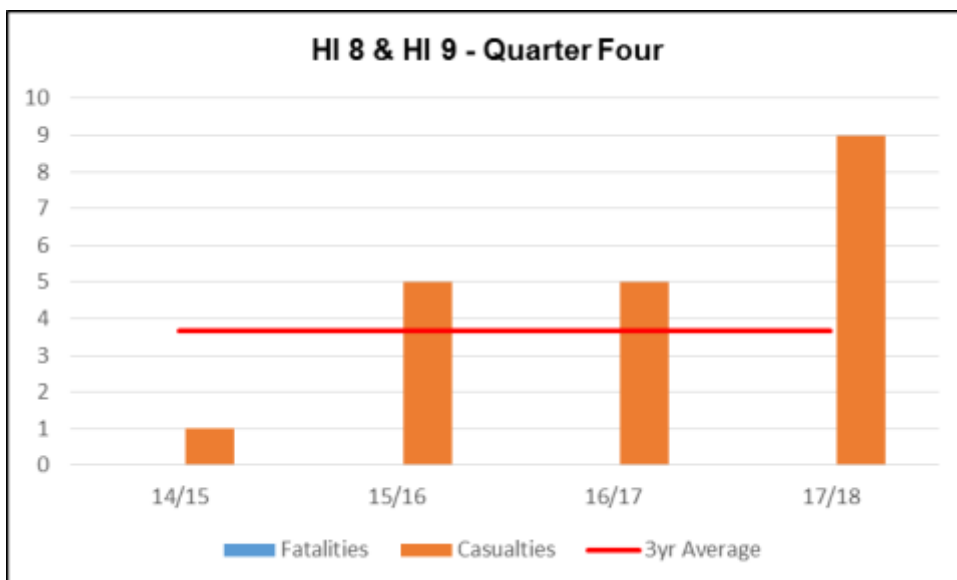
### HI 7 – Road Traffic Collision (RTC) Incidents



**Table 5: Year to Date (April to March) Performance**

	14/15	15/16	16/17	17/18	YTD	Annual Target
<b>HI 7: RTC Incidents</b>	28	40	34	<b>34</b>	<b>Amber</b>	<b>33</b>

### HI 8 – Fatal RTC Casualties & HI 9 – Non-Fatal RTC Casualties



**Table 6: Year to Date (April to March) Performance**

	14/15	15/16	16/17	17/18	YTD	Annual Target
<b>HI 8: Fatal RTC Casualties</b>	0	0	0	<b>0</b>	<b>Green</b>	<b>0</b>
<b>HI 9: Non-Fatal RTC Casualties</b>	26	21	17	<b>17</b>	<b>Green</b>	<b>21</b>

## Indicator Description

The SFRS has become increasingly involved in more non-fire related prevention work, in support of its role in promoting the wider safety and well-being of its communities, including minimising the impact of unintentional harm. The headline indicators and targets reflect the fact that most of non-fire related casualties attended by the SFRS in Dundee are at RTC Incidents.

### HI 7 - RTC Incidents

As a headline target, the aim is to reduce the rate of RTC incidents, by keeping them **below 33** during 2017/18.

### HI 8 – Fatal RTC Casualties

As a headline target, the aim is to reduce the risk of death from RTC's in Dundee, by keeping the number of fatal RTC casualties **at 0** during 2017/18.

### HI 9 - Non-fatal RTC Casualties

As a headline target, the aim is to reduce the risk of injury from RTC's in Dundee, by keeping non-fatal RTC casualties **below 21** during 2017/18.

## What we aim to Achieve

As well as helping to deliver Priority Three: *Minimising the Impact of Unintentional Harm*, meeting the headline targets will also support the long term ambition of the City Plan for Dundee and supports achievement of the following local outcomes:

- Our people will be better educated and skilled within a city renowned for learning and culture
- Our children will be safe, healthy, achieving, nurtured, active, respected, responsible and included
- People in Dundee will be able to live independently and access support when they need it
- Our communities will be safe and feel safe

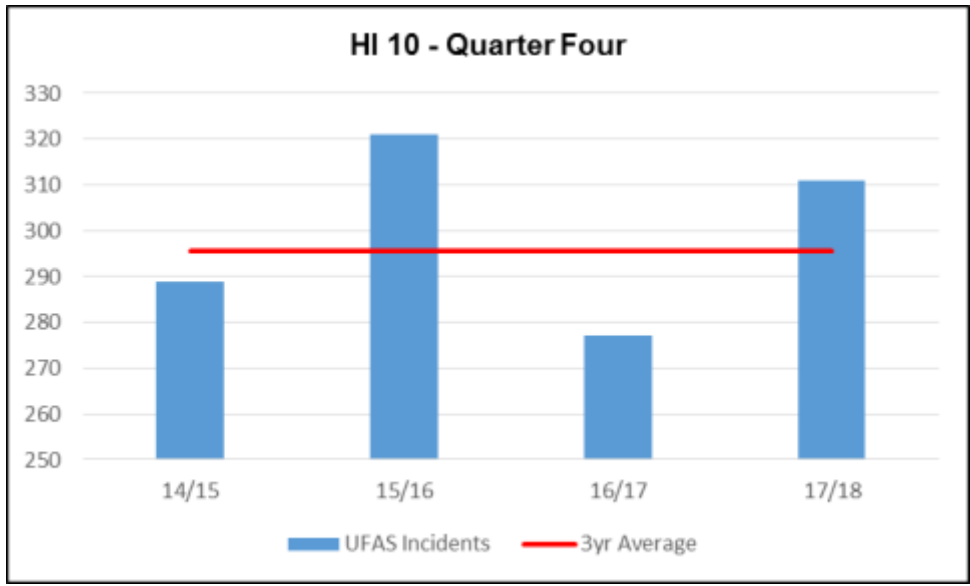
## Performance Management

We attended 8 RTC Incidents during quarter four. This is an increase as to the same quarter from the previous year and a slight increase against the three year average. At only one incident Firefighters were required to use specialist hydraulic rescue equipment to release an occupant who was medically trapped. At the remaining incidents Firefighters were utilised to release the persons without the use of specialist equipment and make the scene/ vehicles safe. The total number of RTC Incidents we attended for the year to date of 2017/18 stands at 34 and is therefore showing as amber for achieving the HI 7 annual target.

Of the 8 RTC Incidents we attended during quarter four, there were no fatal casualties encountered. The total number of Fatal RTC Casualties for the year to date stands at 0, so we are showing green for achieving the HI 8 annual target. Of the 8 RTC Incidents we attended during quarter four, there were 9 non-fatal casualties. The total number of Non-Fatal RTC Casualties for the year to date stands at 17, so we are showing green for achieving the HI 9 annual target.

**PRIORITY 4 – REDUCING UNWANTED FIRE ALARM SYSTEMS**

**HI10 – Unwanted Fire Alarm Signals**



**Table 7: Year to Date (April to March) Performance**

	14/15	15/16	16/17	17/18	YTD	Annual Target
<b>HI 10 : UFAS Incidents</b>	1,240	1,243	1,272	1,289	<b>Amber</b>	<b>1189</b>



### Indicator Description

Automatic Fire alarms (AFA) are fundamental to providing early warning from fire, giving people the chance to evacuate safely. However, to be effective, they must be properly installed and maintained, and a good fire safety management regime must be in place by the duty holder, so they do not activate when there is no fire.

Every Unwanted Fire Alarm Signal (UFAS) from an AFA has an impact in terms of unnecessary blue light journeys, redirecting SFRS resources away from other activities such as community safety work and causing considerable disruption to businesses.

#### HI 10 – Unwanted Fire Alarm Signals (UFAS)

As a headline target, the aim is to improve fire safety management and awareness, by reducing the number of attendances to unwanted fire alarm signals (UFAS) from automatic systems in non-domestic buildings to **less than 1189** during 2017/18.

### What we aim to Achieve

As well as helping to deliver Priority Four: *Reducing Unwanted Fire Alarm Signals*, meeting the headline targets will also support the long term ambition of the City Plan for Dundee and supports achievement of the following local outcomes:

- Dundee will be an internationally recognised city at the heart of a vibrant region with more and better employment opportunities for people
- Our people will be better educated and skilled within a city renowned for learning and culture
- Our children will be safe, healthy, achieving, nurtured, active, respected, responsible and included
- Our communities will be safe and feel safe

### Performance Management

During quarter four, we were called out to 311 UFAS. This is slightly above the three year average for that quarter. Year to date, the total number of UFAS stands at 1,289 so we are showing amber for achieving the HI 10 annual target.

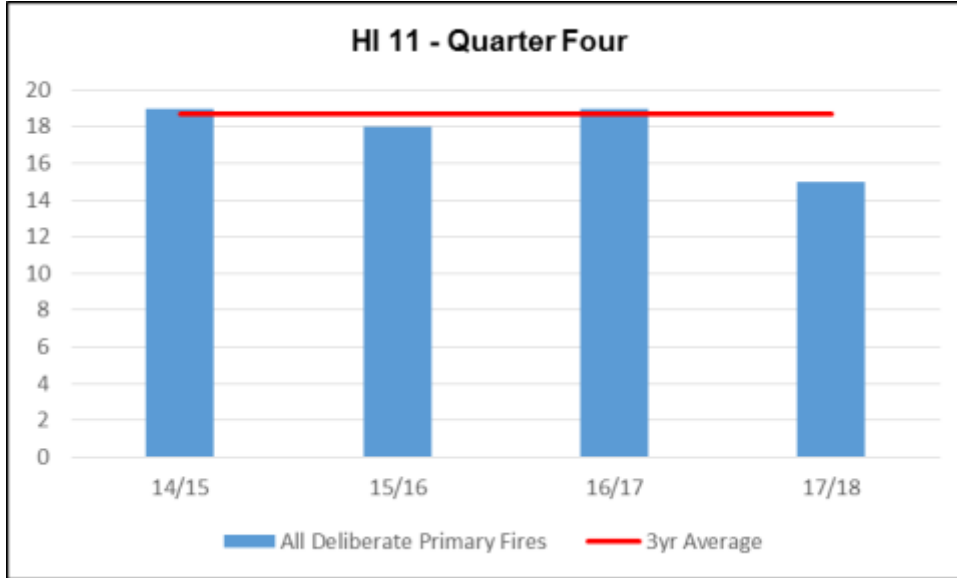
The table below lists the top five property types that had persistent call-outs due to UFAS during quarter four.

Property Types	No. of UFAS
Student Accommodation	52
Hospitals/Medical Care	50
Residential Hostel	41
Secondary Schools	25
College/University	17

Our operational crews continued to investigate the cause of every UFAS event and engaged with the duty holder when in attendance at these call-outs. Every UFAS call-out was used as an opportunity to educate the duty holder about the impact UFAS has on their businesses and the service. UFAS incidents create a significant number of unnecessary blue light journeys, placing our firefighters and communities at risk, and tying up resources that may be needed at a real emergency elsewhere. To reduce the impact of UFAS, we have introduced a process, that will ensure our weight and speed of response to UFAS incidents is based on risk. 15

## PRIORITY 5 – REDUCING DELIBERATE FIRES

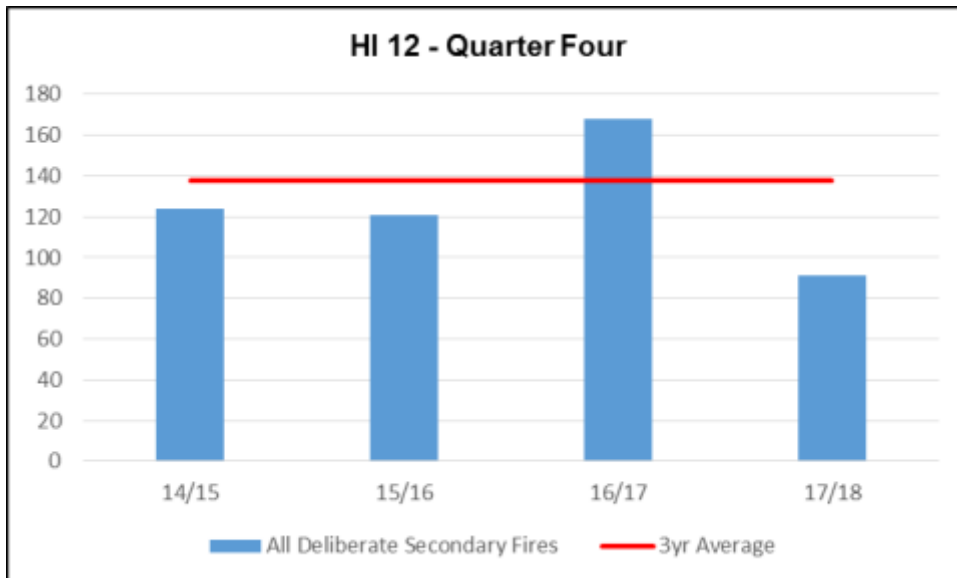
### HI 11 – Deliberate Primary Fires



**Table 8: Year to Date (April to March) Performance**

	14/15	15/16	16/17	17/18	YTD	Annual Target
<b>HI 11: Deliberate Primary Fires</b>	84	75	71	<b>72</b>	<b>Green</b>	<b>74</b>

### HI 12 – Deliberate Secondary Fires



**Table 9: Year to Date (April to March) Performance**

	14/15	15/16	16/17	17/18	YTD	Annual Target
<b>HI 12: Deliberate Secondary Fires</b>	522	540	696	<b>665</b>	<b>Red</b>	<b>557</b>

### **Indicator Description**

These headline and indicators targets account for all types of fire that are believed to have been started intentionally, and are categorised as Deliberate Primary Fires and Deliberate Secondary Fires.

#### HI 11 – Deliberate Primary Fires

These deliberate fires cover the following types:

- Fires in the home
- Fires in non-domestic buildings
- Fires in motor vehicles

As a headline target, the aim is to reduce the rate of deliberate primary fires in Dundee by keeping these fires **below 74** during 2017/18.

#### HI 12 – Deliberate Secondary Fires

These deliberate fires cover the majority of outdoor fires including grassland and refuse fires and include fires in derelict buildings, but not chimney fires. As a headline target, the aim is to reduce the rate of deliberate secondary fires in Dundee by keeping these fires **below 557** during 2017/18.

### **What we aim to Achieve**

As well as helping to deliver Priority Five: *Reducing Deliberate Fires*, meeting the headline targets will also support the long term ambition of the City Plan for Dundee and supports achievement of the following local outcomes:

- Dundee will be an internationally recognised city at the heart of a vibrant region with more and better employment opportunities for people
- Our children will be safe, healthy, achieving, nurtured, active, respected, responsible and included
- Our communities will be safe and feel safe
- Our people will live in strong, popular and attractive communities

### **Performance Management**

There were 15 deliberate primary fires reported during quarter four, which is a slight decrease in comparison to the three year average for that quarter. These incidents included a number of vehicle fires and deliberate dwelling fires in Dundee. Action has already been taken to address this issue. The total number of deliberate primary fires we attended for the year to date 2017/18 stands at 72 and is therefore showing green for achieving the HI 11 annual target.

There were 91 deliberate secondary fires reported during quarter four, which is a significant decrease in comparison to the three year average for that quarter. The total number of deliberate secondary fires we attended for the year to date of 2017/18 stands at 665 and as a result we are showing red for achieving the HI 12 annual target.

Intelligence relating to deliberate fires is shared with our partners during multi-agency tasking and co-ordinating meetings and is also discussed at the fire related anti-social behaviour group. Various actions agreed at these meetings have been undertaken in an attempt to reduce the occurrence of deliberate fires.

## PRIORITY 6 – EFFECTIVE RISK MANAGEMENT AND OPERATIONAL PREPAREDNESS

### Description

Risk Management and operational preparedness is a key area of work for the SFRS. In Dundee, this means:

- Knowing what the risks are in Dundee and then making plans, so we are resilient to respond to any event.
- Being prepared to respond to national threats or major emergencies.
- Developing flexibility to deploy crews, to take on a broadening role within the community.
- Firefighters being equipped to deal with emergencies safely and effectively and our

### What we aim to Achieve

As well as helping to deliver Priority Six: *Effective Risk Management and Operational Preparedness*, our activities will also support the long term ambition of the City Plan for Dundee and supports achievement of the following local outcomes:

- Dundee will be an internationally recognised city at the heart of a vibrant region with more and better employment opportunities for people
- Our communities will be safe and feel safe
- Our people will live in strong, popular and attractive communities

### Activity

During quarter four we delivered our quarterly training commitment to operational firefighter's with a focus on the core skills of incident command, breathing apparatus training and safe working at height as well as ensuring training/ testing preparedness to deal with the following standard/advanced modules:

- Building Construction
- Height
- Acetylene

Firefighters continued to visit sites within their station area so that they are aware of the associated risks and hazards, and if required can take effective actions in dealing with incidents at these sites. During quarter four, firefighters visited a range of sites to gather operational intelligence and review our response plans. These visits included hospitals, care homes, high rise premises, education premises, industrial premises, large shopping centres as well as student accommodation. A new Operational Intelligence Policy and Procedure will go live in April 2018.

Senior Managers attended a number of planning meetings to identify the SFRS resources that will be required to support a number of upcoming events in Dundee including:

- V & A Museum opening
- Slessor Garden Concerts
- Easter Fun Day
- Broughty Ferry Gala

## **APPENDIX 1: COMMUNITY SAFETY ENGAGEMENT PROGRAMMES**

This section provides details of community safety engagement programmes undertaken within Dundee during the fourth quarter of 2017-18, in support of the priorities in the Local Fire and Rescue Plan for Dundee 2017-2020 and the wider Dundee Partnership priorities.

### **Youth Engagement**

1. The Dundee Community Action Team (CAT) ran a Fireskills project, this involved 7 students from 3 schools (East and North East ward areas). Children from Braeview Academy, Craigie High School, and Rockwell all completed the course and finished with a nationally recognised qualification (see notable incident).
2. Various meetings to discuss diversionary work and community engagement in Dryburgh and Chareleston (Lochee ward) the Dundee CAT are part of the formed support group for the regeneration of these areas.
3. A Careers Day was held at St.John's High School (Coldside ward), all S4 and S5 pupils attended a multi partners day to engage with the potential school leavers and raise awareness of a profession in the Fire Service.
4. Dundee CAT facilitated a number of school talks including a talk to S2 pupils, the input was to show how maths is used in the workplace and a DVD was shown on how maths would be used by the Fire Service.
5. Work was also undertaken with 7 pupils from Baldragon and St.John's this involved 4 weeks of Fire Related Anti-Social Behaviour engagement.
6. An afternoon session was also facilitated working with a group of youths from Barnardo's aimed at supporting development, improving self-confidence, communication and team work skills.
7. Following a spate of deliberate fires in the area around Direct Line Timber, Liff Road, fire crews, Dundee CAT and Fire Safety Enforcement Officers are working closely with Police Scotland, DCC, and Direct Timber to stop deliberate fire setting within the timber yard. Young people responsible have been traced and fire crews and the Dundee CAT are involved in engagement.

### **Persons at Risk**

8. Dundee CAT members installed 7 Mail Guards, these referrals come from the Multi Agency Risk Assessment Conference (MARAC) group, Multiple Intervention Group (MIA) or Police Scotland. Funding is given to the Scottish Fire and Rescue Service (SFRS) to supply and fit Mail Guards as part of a response to reduce risk to people living in fear for their own safety due to a break down in an relationship.
9. Dundee CAT members received Suicide Intervention & Prevention Programme (SIPP) Training at Strathcathro Hospital further meetings have been held to discuss training to operational crews with a view to setting up a joint venture with NHS Tayside to deliver all Wholtime operational crews an awareness on suicide intervention and prevention programme training.
10. Dundee Local Authority Liaison Officer (LALO) attended 4 Early Screening Group (ESG) meetings and completed over 30 High Risk Home Fire Safety Visits (HFSV) in areas across the city. Referrals were received from the ESG, North East Sensory Services (NESS) and NHS Tayside from Community Mental Health workers, Social Work and Housing. The visits involved the issuing of deaf alarms, fire retardant bedding and throws to reduce risk to people living in their homes.

11. Dundee CAT met with the Red Cross to discuss referral pathway training for their staff. This meeting explored a new pathway for referrals and staff training to their volunteers to raise awareness on risk in the home and referral processes.
12. CAT members engaged with a young persons group from Seagate Transform Supported Accommodation. The fire safety talk (Maryfield Ward) to a group of 10 young person's focused on escape plans and home fire safety.
13. A member of Dundee CAT received input from Mohammad Cooking Support Group for Refugees (East End Ward) this input linked into an Initiative with our Community Advocate to deliver safe cooking and home safety input to these groups, 10 persons.

## **Referrals**

14. On-going Home Fire Safety Visit referrals from a number of key partner organisations including Locality District Nursing Teams, Community Mental Health Teams, Social Work teams, Community Housing Teams etc.
15. A total of 296 Home Fire Safety Visits were conducted by fire crews during quarter four, of which 199 were targeted at high risk individuals and 68 targeted at medium risk individuals.
16. A total of 15 Adult Protection referrals were submitted to the relevant partners during quarter four.

## **Other Work**

17. Dundee CAT members supported joint working at various venues in conjunction with Police Scotland and Community Wardens. The focus of these events was to promote festive safety with the venues being Ninewells Hospital, Wellgate and Overgate Shopping Centres.
18. The SFRS were involved in Syrian Refugees welcome talks and HFSV. We continue joint input at events organised by Social Work and DCC Housing, carry out introductions and break down barriers with this group, after which we carry out Joint HFSV with Social work and Interpreter.
19. Dundee LALO attended the weekly Multi Agency Tasking and Coordinating (MATAC) Group meetings held at the West District Housing Office during the reporting period and contributed to agreement on joint solutions to address a range of identified community safety issues.
20. Dundee LALO and CFF attended two day fire setter advisor training on youth engagement/ development. This was part of the requirements to be able to facilitate a Fireskills Employability course due to commence in Dundee in January 2018.
21. Dundee CAT participated in the Be Safe Keep Safe Project at Dundee and Angus College. This input was targeted at young students with learning difficulties and included basic home fire safety
22. SFRS contributed to the Glen Isla Project, Arbroath, engaging with woman offenders integrating back into their communities within Dundee. The talks focused on safe cooking, home safety and personal safety.
23. An Information stand was set up at the YMCA (Ferry Ward) and included support group interaction, advice on HFSV and Home Safety.
24. An evaluation of Public information re High Rise Safety ( All Dundee Multi's) has been undertaken, a random sample of 50 flat doors knocked, this was a national direction from the Prevention & Protection Directorate of the SFRS regarding how well information had been disseminated to the public.

## APPENDIX 2: NOTABLE EVENT – FIRESKILLS

The Scottish Fire and Rescue Service embarked on an exciting new project called Fire Skills Academy. Where 7 students have been selected from local Dundee schools, Braeview Academy, Craigie High and Rockwell to take part in the project and the first of its kind to be run in the North of Scotland.



The project which is run by the Scottish Fire and Rescue Service and supported by Dundee Education department, Community learning and development workers, offsite education staff and the Local Macdonald's Food Chain based at Milton of Craigie who is kindly provided lunches for the students.

The project looked at upskilling young people giving them the opportunity to achieve a national recognised qualification working through a SCQF accredited module by the end of which they will attain 4 Credits at National Level 4 as well as upskilling the students for employability.

It has allowed the student to build a portfolio based on activities in an informal and non-educational setting through a practical learning approach. During their time with the service they will learn all about the fire service and gain skills and get an insight of what it takes to become a Fire Fighter. The exciting new project was run once a week over a 9 week period where the learned about how to run out hose and to use our pumping appliances, how to move safely in smoke and darkness and carry out a search of a building, home fire safety, anti-social behaviour, Basic Life Saving Skills CPR, as well as developing their skills in working as a team.

Now nearing the end of the course Community Fire Fighter Kevin Phillip said "we have seen the 7 students grow and develop and gel together as part of a team as this is one of our services core skill requirements"

Their time with they have gained enough skills and knowledge which will culminate in the students putting on a passing out display to the families, teachers and Guests.

It has been a very rewarding course not only for the instructors Kevin, Sarah, and John but also for Staff who helped Lesley and Wendy and in particular the students.