

**REPORT TO: DUNDEE CITY COUNCIL COMMUNITY SAFETY AND PUBLIC
PROTECTION COMMITTEE**

REPORT NUMBER –

07 June 2021

**Report No 168-2021 by Area Commander Stephen Wood, Local Senior Officer,
Scottish Fire and Rescue Service**

**SUBJECT: FIRE AND RESCUE QUARTERLY PERFORMANCE REPORT
1st January TO 31st March 2021**

Abstract

The Report contains performance information relating to the second quarter (October - December) of 2020-2021 on the performance of the Scottish Fire and Rescue Service in support of Member scrutiny of local service delivery.

1 PURPOSE OF THE REPORT

To provide information for the Committee regarding the performance of the Scottish Fire and Rescue Service against the priorities, outcomes and performance measures detailed within the Local Fire and Rescue Plan for Dundee 2020–2023, to facilitate local scrutiny.

2 RECOMMENDATIONS

It is recommended that members:

Note, scrutinise and question the content of this report.

3 FINANCIAL IMPLICATIONS

None.

4 BACKGROUND

4.1 The Local Fire and Rescue Plan for Dundee 2020-2023 was approved by the Community Safety and Public Protection Committee on 16 November 2020. In support of delivering the priorities in this plan, twelve headline indicators are utilised as performance measures and form the basis of quarterly monitoring reports.

4.2 The priorities and outcomes contained within the Local Fire and Rescue Plan reflect 'place' and the contribution of the Scottish Fire and Rescue Service to the City Plan for Dundee 2017-2026.

4.3 In summary the following priorities are detailed within the plan:

- Priority 1 – Improving Fire Safety in the Home
- Priority 2 – Improving Fire Safety and Resilience in the Business Community
- Priority 3 – Minimising the Impact of Unintentional Harm
- Priority 4 – Reducing Unwanted Fire Alarm Signals
- Priority 5 – Reducing Deliberate Fires
- Priority 6 – Effective Risk Management and Operational Preparedness

4.4 Appendix 1 attached to this report provides a detailed breakdown and analysis of all data collected during the reporting period. In addition, further sections are included to provide Members with an overview of a range of community safety engagement events and partnership working. Furthermore, it highlights any notable incidents and events.

5 EQUALITY IMPACT ASSESSMENT

5.1 Not applicable.

6 ENVIRONMENTAL ISSUES

6.1 There are no environmental issues arising as a consequence of this report.

7 SUMMARY

7.1 The attached report updates members regarding significant community safety engagement activities and gives context to the performance of the Scottish Fire and Rescue Service in the Dundee area against headline indicators and performance measures.

Area Commander Stephen Wood
Local Senior Officer
Perth & Kinross, Angus and Dundee
Scottish Fire and Rescue Service
Blackness Road
Dundee
DD1 5PA



QUARTERLY MONITORING REPORT

Covering the activities and performance in support of the Local Fire and Rescue Plan for Dundee 2020-2023



SCOTTISH
FIRE AND RESCUE SERVICE

Working together for a safer Scotland

Quarter Four: 2020-21

**Working together
for a safer Scotland**

Dundee
City Council
www.dundee.gov.uk **CHANGING
FOR THE FUTURE**

ABOUT THE STATISTICS IN THIS REPORT

The activity totals and other statistics quoted in this report are provisional in nature and subject to change as a result of ongoing quality assurance and review.

Because all statistics quoted are provisional there may be differences in the period totals quoted in our reports after original publication which result from revisions or additions to the data on our systems.

From 2015-16 onwards responsibility for the publication of end-year statistical data transferred from the Scottish Government to the SFRS. This change of responsibility does not change the status of the figures quoted in this and other SFRS reports reported to the Committee.

TABLE OF CONTENTS	PAGE
Introduction	5
Quarterly Performance Summary	6
Quarterly Performance Highlights	7
Priority 1 - Improving Fire Safety in The Home	8
HI 1 – Accidental Dwelling Fires (ADF)	8
HI 2 – ADF Fatal Casualties	8
HI 3 – ADF Non-Fatal Casualties	8
Priority 2 - Improving Fire Safety and Resilience in the Business Community	10
HI 4 - Non-Domestic Building Fires	10
HI 5 – Fatal Casualties in Non-Domestic Buildings	10
HI 6 – Non-Fatal Casualties in Non-Domestic Buildings	10
Priority 3 - Minimising the Impact of Unintentional Harm	13
HI 7 – Road Traffic Collision (RTC) Incidents	13
HI 8 – Fatal RTC Casualties	13
HI 9 – Non-Fatal RTC Casualties	13
Priority 4 - Reducing Unwanted Fire Alarm Signals	15
HI 10 – Unwanted Fire Alarm Signals (UFAS)	15
Priority 5 - Reducing Deliberate Fires	17
HI 11 – Deliberate Primary Fires	17
HI 12 – Deliberate Secondary Fires	17
Priority 6 - Effective Risk Management and Operational Preparedness	19
APPENDIX 1: COMMUNITY SAFETY ENGAGEMENT PROGRAMMES	20
APPENDIX 2: NOTABLE INCIDENTS/EVENTS	22

This page is intentionally blank

INTRODUCTION

This is the Quarter Four (Q4) monitoring report for 2020-21, covering the SFRS's performance and activities in support of the six priorities in the Local Fire and Rescue Plan for Dundee 2020-2023, namely:

- Priority 1 - Improving Fire Safety in the Home
- Priority 2 - Improving Fire Safety and Resilience in the Business Community
- Priority 3 - Minimising the Impact of Unintentional Harm
- Priority 4 - Reducing Unwanted Fire Alarm Signals
- Priority 5 - Reducing Deliberate Fires
- Priority 6 - Effective risk management and operational preparedness













As well as supporting the six priorities in the Local Fire and Rescue Plan for Dundee, this monitoring report shows how SFRS activities and performance contribute to the wider priorities of the Dundee Partnership as set out in the City Plan for Dundee 2017-2026.

The figures in this report are provisional, to provide the Committee with the SFRS's direction of travel in the Dundee area, in terms of performance against headline indicators and targets. Most figures will not change; however, members should note that there may be some small variations for some indicators when the final confirmed figures are published by the SFRS.




The Community Safety and Public Protection Committee agreed the new Local Fire and Rescue Plan for Dundee 2020-2023 on 16 November 2020. In support of delivering the priorities in this plan, 12 headline indicators and targets have been set and form the basis of this quarterly monitoring report.

PERFORMANCE SUMMARY

The table below provides a summary of 2020-21 Q4 activity and year to date (YTD) performance against headline indicators and annual targets. It aims to provide at a glance, our direction of travel during the current reporting year.

<p>HI 1 Accident Dwelling Fires</p>  <p>Q4 – 43 Incidents YTD – 186 Incidents Annual Target – below 177</p>	<p>HI 2 ADF Fatal Casualties</p>  <p>Q4 – 1 YTD – 3 Annual Target – 0</p>	<p>HI 3 ADF Non-Fatal Casualties</p>  <p>Q4 – 3 YTD – 16 Annual Target – below 30</p>
<p>HI 4 Non-Domestic Building Fires</p>  <p>Q4 – 4 Incidents YTD – 36 incidents Annual Target – below 37</p>	<p>HI 5 Fatal Casualties in Non-Domestic Building Fires</p>  <p>Q4 – 0 YTD – 0 Annual Target – 0</p>	<p>HI 6 Non-Fatal Casualties in Non-Domestic Building Fires</p>  <p>Q4 – 0 YTD – 0 Annual Target – 1</p>
<p>HI 7 Road Traffic Collision (RTC) Incidents</p>  <p>Q4 – 6 Incidents YTD – 31 Incidents Annual Target – below 42</p>	<p>HI 8 Fatal RTC Casualties</p>  <p>Q4 – 0 YTD – 1 Annual Target – 0</p>	<p>HI 9 Non-Fatal RTC Casualties</p>  <p>Q4 – 0 YTD – 7 Annual Target – below 19</p>
<p>HI 10 Unwanted Fire Alarm Signals</p>  <p>Q4 – 224 Incidents YTD – 927 Incidents Annual Target – below 1175</p>	<p>HI 11 Deliberate Primary Fires</p>  <p>Q4 – 15 Incidents YTD – 72 Incidents Annual Target – below 63</p>	<p>HI 12 Deliberate Secondary Fires</p>  <p>Q4 – 177 Incidents YTD – 576 Incidents Annual Target – below 527</p>

Year-to-Date Legend

	Below headline target
	Less than 10% above headline target
	More than 10% above headline target

PERFORMANCE HIGHLIGHTS

Of the 12 headline indicators and targets, the following performance should be noted for Q4 2020/21:

- The number of Accidental Dwelling Fire's (ADF's) has risen over the short term. Performance during Q4 is marginally higher than the previous quarter, however is 10% lower than the same quarter last year. YTD figure is higher than established target.
- There was 1 ADF Fatal Casualty encountered during this quarter. 2 previous fire deaths during Q1 & Q2 this year has exceeded our zero target, and therefore remains red. The number of ADF Non-Fatal Casualties continues to reduce over the longer term, whilst the Q4 comparison is static, the reduction in the YTD figure shows a reduction of 36%.
- The number of Non-Domestic Building Fires has reduced in comparison to the same reporting period last year. This reduced number it has meant that the YTD target has been achieved, although early Q1 incidents raised initial concerns.
- There were zero Fatal Fire Casualties in Non-Domestic Buildings and, zero Non-Fatal Fire Casualties in Non-Domestic Buildings also encountered during this quarter. The overall figures highlight an encouraging reduction over the longer term. Performance during Q4 and for the YTD is below the target set for the year.
- The number of Road Traffic Collision Incidents for Q4 is 40% lower than the previous quarter and has reduced by 43% against the YTD incidents.
- There were zero Road Traffic Collision (RTC) Fatal Casualties and zero RTC Non-Fatal Casualties reported during this quarter. The annual target for zero fatalities was exceeded and therefore is red, however non-fatal casualties are 63% below the target set for the year.
- The YTD figure of Unwanted Fire Alarm Signals (UFAS) caused by automatic fire alarms (AFAs) in non-domestic buildings has seen a 10% reduction against 2019/20 Q4 but a more positive 22% reduction against Q3. There is a continued reduction in the number of UFAS incidents.
- The number of Deliberate Primary Fires in Q4 has remained the similar in comparison to Q3, the YTD total of 72 has seen a 38% increase.
- The number of Deliberate Secondary Fires attended during Q4 has seen a continued increase from the previous quarter. The YTD figure is higher than the agreed headline target currently showing amber for the year. The continued and significant efforts to proactively address deliberate fire setting throughout Dundee City continues to highlight the benefits of a targeted multi-agency approach which have been limited over the last year due to the pandemic.

PRIORITY 1 - IMPROVING FIRE SAFETY IN THE HOME

HI 1 – Accidental Dwelling Fires (ADF)

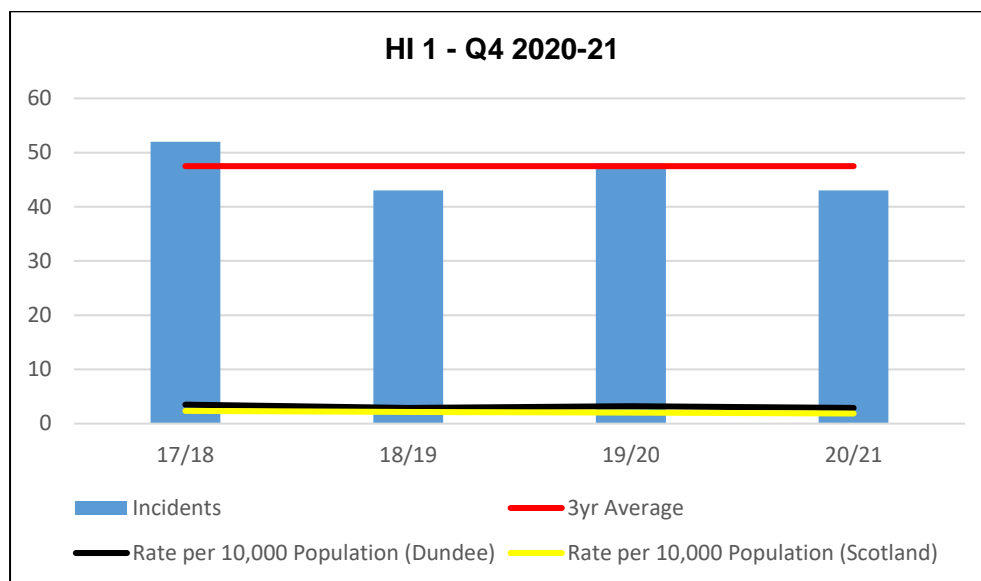


Table 1: Year to Date (April to March) Performance

	17/18	18/19	19/20	20/21	YTD	Annual Target
HI 1: ADF's	197	182	175	186	Red	Below 177

HI 2 - ADF Fatal Casualties & HI 3 - ADF Non-Fatal Casualties

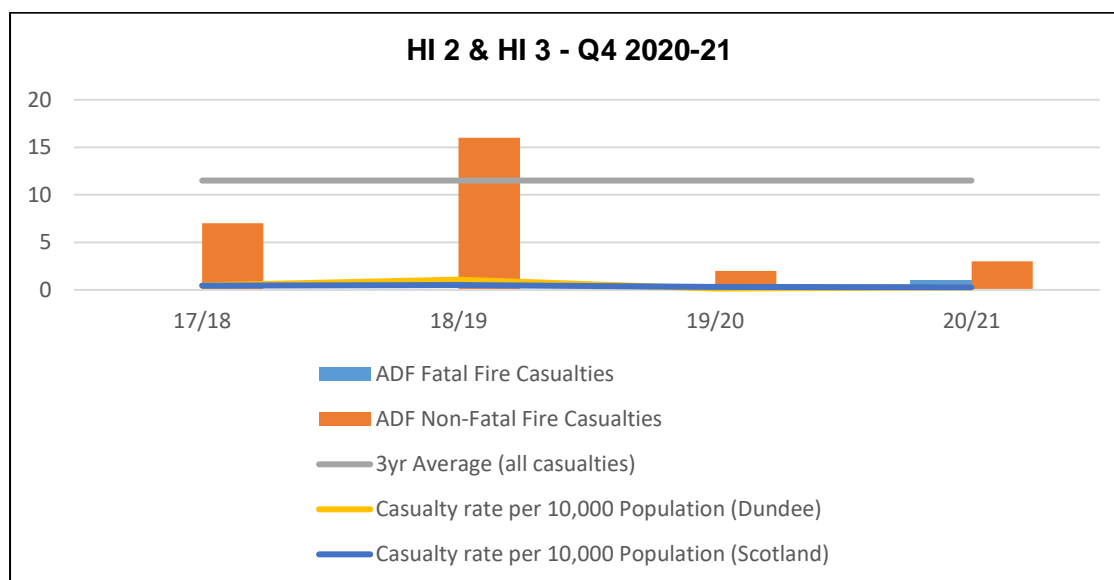


Table 2: Year to Date (April to March) Performance

	17/18	18/19	19/20	20/21	YTD	Annual Target
HI 2: ADF Fatal Casualties	0	0	0	3	Red	0
HI 3: ADF Non-Fatal Casualties	31	38	25	16	Green	Below 30

Indicator Description

The largest single type of primary fire in Dundee is accidental fires in the home, and their prevention is a key focus of the Service's Community Safety activities.

HI 1 – Accidental Dwelling Fires (ADF)

As a headline target, the aim is to reduce the rate of ADF's by keeping these incidents **below 177**, during 2020/21. **32%** of ADFs during Q4 occurred within dwellings that were single occupancy, with **35%** of these attributed to **cooking related incidents** within the home. Further analysis of human factors during fire investigation indicate distraction of the occupant(s) whilst cooking as the main causal characteristic of these fires occurring.

HI 2 – ADF Fatal Casualties

This indicator concentrates on members of the community for whom fire has been clearly identified as the cause of death, even if they die some-time after the actual fire. Those who die at, or after, the fire but where fire is not identified as the cause of death, are not included within these figures. In Q4 there was a further fire fatality within Dundee. After every Fire Fatality an investigation is conducted along with a Multi-Agency Case Review.

As a headline target, the optimum aim is to always strive to have **zero ADF Fatal Casualties** in Dundee City.

HI 3 – ADF Non-Fatal Casualties

This headline target counts all types of non-fatal fire injury in the home, including precautionary checks. As a headline target, the aim is to reduce the risk of injury from fire in the home by keeping fire injuries **below 30**, during 2020/21.

What we aim to Achieve

As well as helping to deliver Priority One: *Improving Fire Safety in the Home*, meeting the headline targets will also support the long-term ambition of the City Plan for Dundee and supports achievement of the following local outcomes:

- Our people will be better educated and skilled within a city renowned for learning and culture;
- Our children will be safe, healthy, achieving, nurtured, active, respected, responsible and included;
- People in Dundee will be able to live independently and access support when they need it;
- Our communities will be safe and feel safe

Performance Management

The total number of ADF's for the YTD of 2020/21 stands at **186**, and is **4% higher** when compared to last year's Q4 figures. The YTD figure is currently below the headline target and therefore showing green for achieving the HI 1 annual target.

There were 3 ADF Non-Fatal Casualties during Q4, which is a significant decrease of **77%** from the same quarter last year. The total number of ADF Non-Fatal Casualties however for the YTD currently stands at **16**, which is a very encouraging **47% below** the HI 3 annual target set.

The community safety engagement section of Appendix One details a wide range of community safety engagement programmes conducted during Q4, in support of achieving the targets. This included completing **117** Home Fire Safety Visits, of which **62** were targeted at high risk individuals and **41** targeted at medium risk individuals.

PRIORITY 2 – IMPROVING FIRE SAFETY AND RESILIENCE IN THE BUSINESS COMMUNITY

HI 4 – Non-Domestic Building Fires

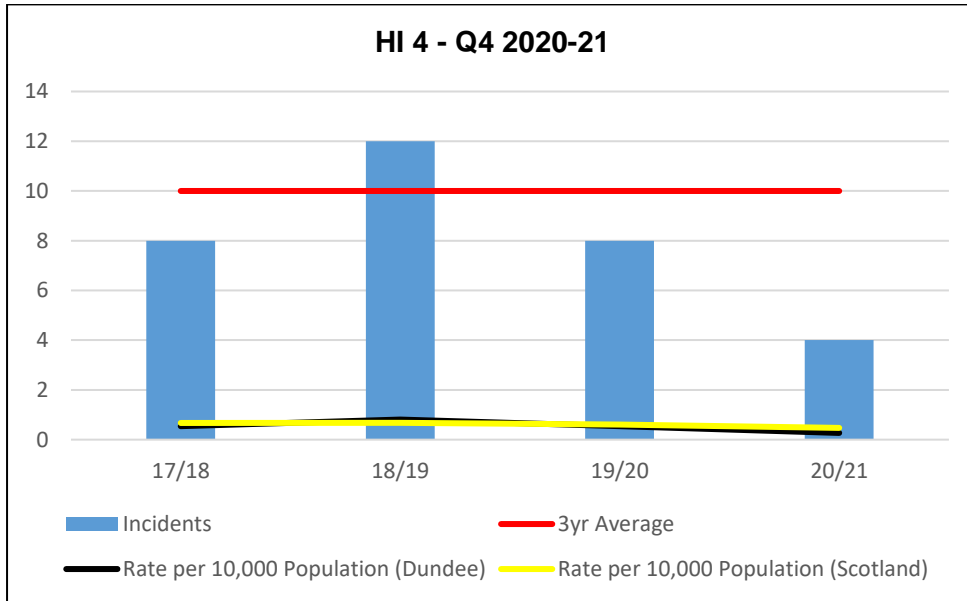


Table 3: Year to Date (April to March) Performance

	17/18	18/19	19/20	20/21	YTD	Annual Target
HI 4: Non-Domestic Building Fires	33	45	37	36	Green	Below 37

HI 5 – Fatal Fire Casualties in Non-Domestic Buildings & HI 6 – Non-Fatal Fire Casualties in Non-Domestic Buildings

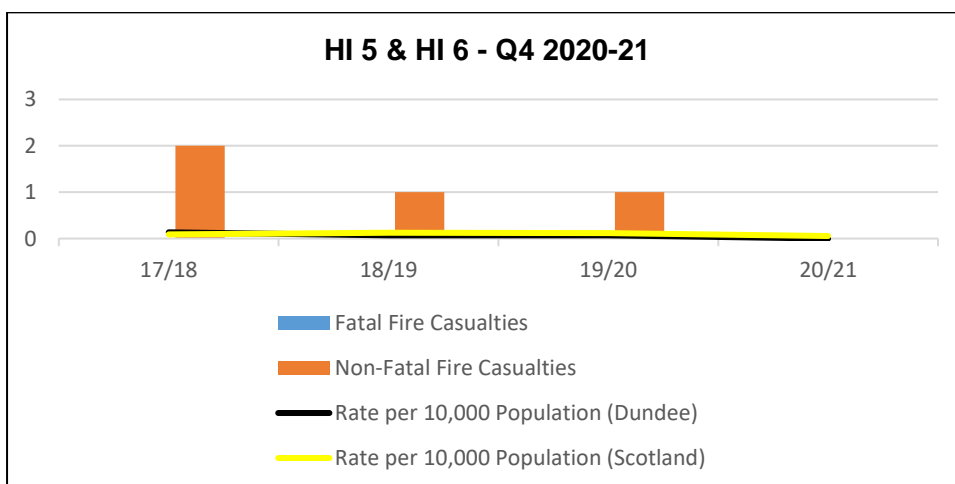


Table 4: Year to Date (April to March) Performance

	17/18	18/19	19/20	20/21	YTD	Annual Target
HI 5: Fatal Fire Casualties	0	0	0	0	Green	0
HI 6: Non-Fatal Fire Casualties	1	2	0	0	Green	1

Indicator Description

These headline indicators and targets cover the types of non-domestic buildings applicable to Part 3 of the Fire (Scotland) Act 2005 ('The Act') (e.g. care homes, hotels and hospitals) and is designed to reflect the effectiveness of fire safety management in respect of these types of buildings.

HI 4 - Non-Domestic Building Fires Applicable to the Act

As a headline target, the aim is to reduce the rate of accidental fires in non-domestic buildings (where 'The Act' applies), by keeping these fires **below 37** in Dundee during 2020/21.

HI 5 – Fatal Fire Casualties in Non-Domestic Building Fires Applicable to the Act

This indicator counts those people for whom fire has been clearly identified as the cause of death, even if they die some time after the actual fire. Those who die at, or after, the fire but where fire is **not** identified as the cause of death are not included in these figures. As a headline target, the aim is to have **zero Fatal Fire Casualties** in non-domestic buildings applicable to the Act, in Dundee during 2020/21.

HI 6 – Non-fatal Fire Casualties in Non-Domestic Building Fires Applicable to the Act

This headline target counts all types of non-fatal fire injury in non-domestic buildings, including precautionary checks. As a headline target, the aim is to reduce risk of injury from fire in non-domestic buildings, by keeping fire injuries at **1** in Dundee during 2020/21.

What we aim to Achieve

As well as helping to deliver Priority Two: *Improving Fire Safety and Resilience in the Business Community*, meeting the headline targets will also support the long-term ambition of the City Plan for Dundee and supports achievement of the following local outcomes:

Dundee will be an internationally recognised city at the heart of a vibrant region with more and better employment opportunities for people

Our communities will be safe and feel safe

Our people will live in strong, popular and attractive communities

Performance Management

There were **4** incidents in non-domestic buildings during Q4, the majority were relatively minor in nature involving minimum firefighting intervention. The total number of fires for the year to date of 2020/21 stands at **36**, and is currently showing green being below the YTD HI 4 annual headline target for the year.

There were **zero Non-Domestic Fatal Casualties** during Q4. We are therefore showing green for achieving the HI 5 annual target.

There were no **Non-Domestic Non-Fatal Casualties** during Q4, and the total number of for the YTD figure stands at **zero**. HI 6 headline annual target is therefore showing green.

Our dedicated Fire Safety Enforcement Officers continue to audit relevant premises that fall within the scope of the Fire (Scotland) Act 2005 to ensure compliance with their statutory responsibilities. In total **156** fire safety audits have been completed in 20/21, with a total of **26** premises audited during Q4. The target set for the year is 366 fire safety audits. As a result of the ongoing Covid-19 restrictions, arrangements have been put in place to conduct remote fire safety audits where appropriate.

PRIORITY 3 – MINIMISING THE IMPACT OF UNINTENTIONAL HARM

HI 7 – Road Traffic Collision (RTC) Incidents

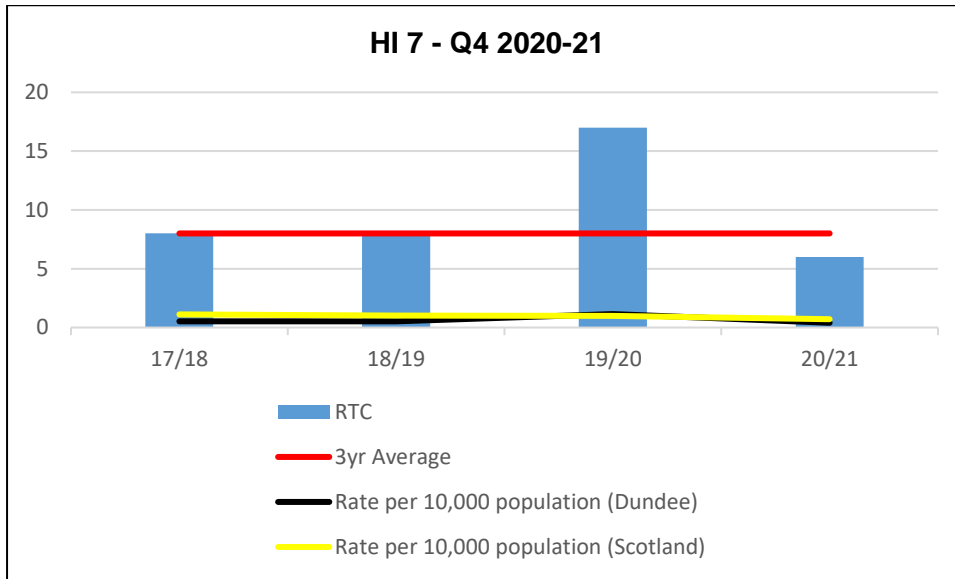


Table 5: Year to Date (April to March) Performance

	17/18	18/19	19/20	20/21	YTD	Annual Target
HI 7: RTC Incidents	34	38	54	31	Green	Below 42

HI 8 – Fatal RTC Casualties & HI 9 – Non-Fatal RTC Casualties

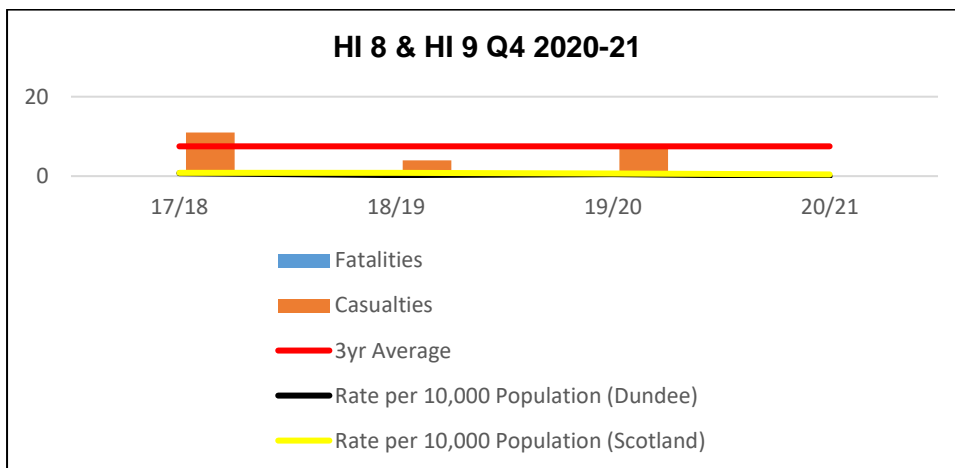


Table 6: Year to Date (April to March) Performance

	17/18	18/19	19/20	20/21	YTD	Annual Target
HI 8: Fatal RTC Casualties	0	0	1	1	Red	0
HI 9: Non-Fatal RTC Casualties	19	17	24	7	Green	Below 19

Indicator Description

The SFRS has become increasingly involved in more non-fire related prevention work, in support of its role in promoting the wider safety and well-being of its communities, including minimising the impact of unintentional harm. The headline indicators and targets reflect the fact that most of non-fire related casualties attended by the SFRS in Dundee are at RTC Incidents.

HI 7 - RTC Incidents

As a headline target, the aim is to reduce the rate of RTC incidents, by keeping them **below 42** during 2020/21.

HI 8 – Fatal RTC Casualties

As a headline target, the aim is to reduce the risk of death from RTC's in Dundee, by keeping the number of fatal RTC casualties at **zero** during 2020/21.

HI 9 - Non-fatal RTC Casualties

As a headline target, the aim is to reduce the risk of injury from RTC's in Dundee, by keeping non-fatal RTC casualties **below 19** during 2020/21.

What we aim to Achieve

As well as helping to deliver Priority Three: *Minimising the Impact of Unintentional Harm*, meeting the headline targets will also support the long-term ambition of the City Plan for Dundee and supports achievement of the following local outcomes:

- Our people will be better educated and skilled within a city renowned for learning and culture
- Our children will be safe, healthy, achieving, nurtured, active, respected, responsible and included
- People in Dundee will be able to live independently and access support when they need it
- Our communities will be safe and feel safe

Performance Management

SFRS attended **6 RTC Incidents** during Q4. This is a decrease of **40%** from the previous quarter. At the **6** incidents, firefighters were utilised to release the persons without the use of specialist rescue equipment, providing medical assistance where necessary, and making the scene/ vehicles safe. The total number of RTC Incidents we attended for the year to date for 2020/21 stands at **31**, and is currently showing as green for meeting the HI 7 headline target.

Of the **6** RTC Incidents we attended, there were **zero Fatal RTC Casualties**. The total number of **Fatal RTC Casualties** for the year to date stands at **1**, so we are showing red for exceeding the HI 8 **zero** annual target. Of the 6 Incidents we attended, there were **zero Non-Fatal RTC Casualties**. The total number of **Non-Fatal RTC Casualties** for the YTD stands at **7**, which is a **70% reduction** on Q4 for 19/20, we are currently showing green for achieving the HI 9 annual target.

PRIORITY 4 – REDUCING UNWANTED FIRE ALARM SYSTEMS

HI10 – Unwanted Fire Alarm Signals (UFAS)

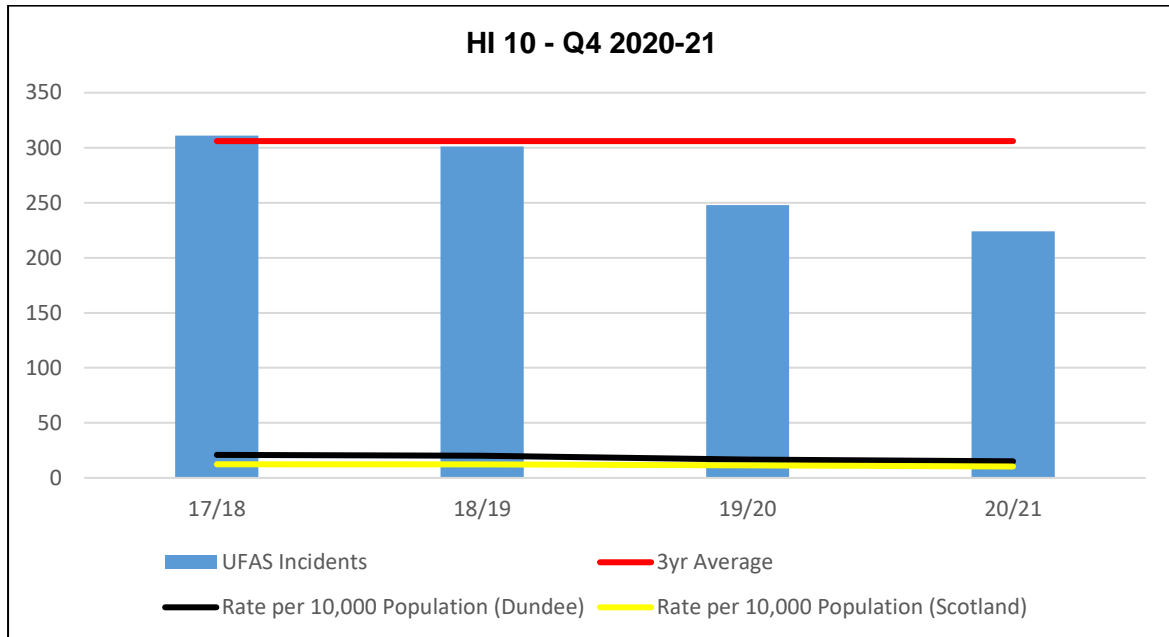


Table 7: Year to Date (April to March) Performance

	17/18	18/19	19/20	20/21	YTD	Annual Target
HI 10: UFAS Incidents	1290	1276	1148	927	Green	1175

Indicator Description

Automatic Fire Alarms (AFA) are fundamental to providing early warning from fire, giving people the chance to evacuate safely. However, to be effective, they must be properly installed and maintained, and a good fire safety management regime must be in place by the duty holder, so they do not activate when there is no fire.

Every Unwanted Fire Alarm Signal from an AFA has an impact in terms of unnecessary blue light journeys, redirecting SFRS resources away from other activities such as community safety work and causing considerable disruption to businesses.

HI 10 – Unwanted Fire Alarm Signals (UFAS)

As a headline target, the aim is to improve fire safety management and awareness, by reducing the number of attendances to unwanted fire alarm signals (UFAS) from automatic systems in non-domestic buildings to **less than 1175** during 2020/21.

What we aim to Achieve

As well as helping to deliver Priority Four: *Reducing Unwanted Fire Alarm Signals*, meeting the headline targets will also support the long-term ambition of the City Plan for Dundee and supports achievement of the following local outcomes:

- Dundee will be an internationally recognised city at the heart of a vibrant region with more and better employment opportunities for people;
- Our people will be better educated and skilled within a city renowned for learning and culture;
- Our children will be safe, healthy, achieving, nurtured, active, respected, responsible and included;
- Our communities will be safe and feel safe.

Performance Management

During Q4, we were called out to **224 UFAS**. This is **10% lower** than the three-year average for the YTD. The total number of UFAS stands at **927** for the year so we are showing green for achieving the HI 10 annual target. There has also been an encouraging **20% reduction** for YTD figures from the previous year.

The table below lists the top six property types that had persistent call-outs due to UFAS during quarter four.

Property Types	No. of UFAS
Hospitals/Medical Care	34
Student Residences	32
Residential – Home/Care	15
Education – College/University	11
Education – Secondary Schools	9
Education - Primary Schools	8

Our operational crews continued to investigate the cause of every UFAS event and engaged with the duty holder when in attendance at these call-outs. Every UFAS call-out was utilised as an opportunity to educate the duty holder about the impact UFAS has on their businesses and the Service as a whole. UFAS incidents create a significant number of unnecessary blue-light journeys, placing our firefighters and communities at risk, and tying up resources that may be needed at a real emergency elsewhere. To reduce the impact of UFAS, we have introduced a process, that will ensure our weight and speed of response to UFAS incidents is based on risk.

PRIORITY 5 – REDUCING DELIBERATE FIRES

HI 11 – Deliberate Primary Fires

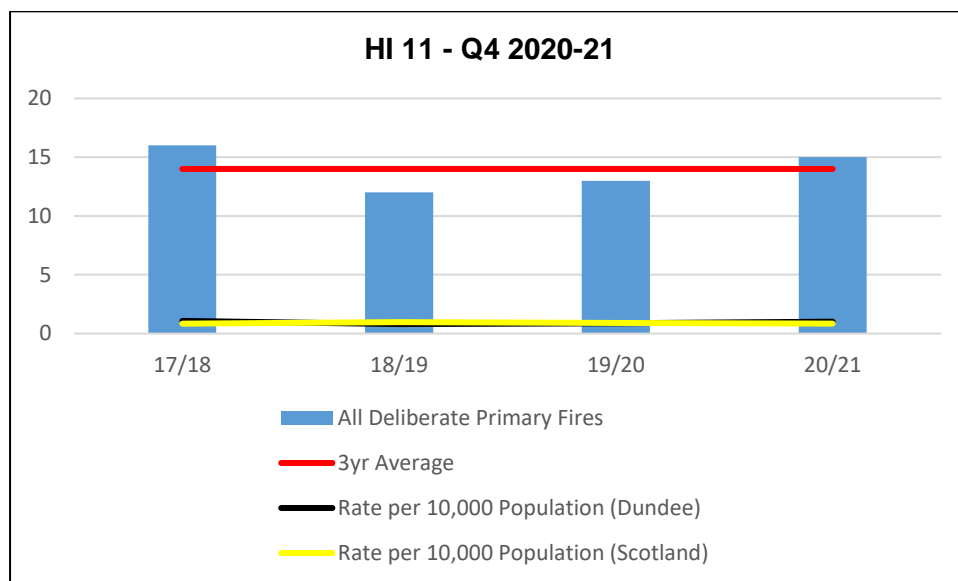


Table 8: Year to Date (April to March) Performance

	17/18	18/19	19/20	20/21	YTD	Annual Target
HI 11: Deliberate Primary Fires	73	70	52	72	Red	Below 63

HI 12 – Deliberate Secondary Fires

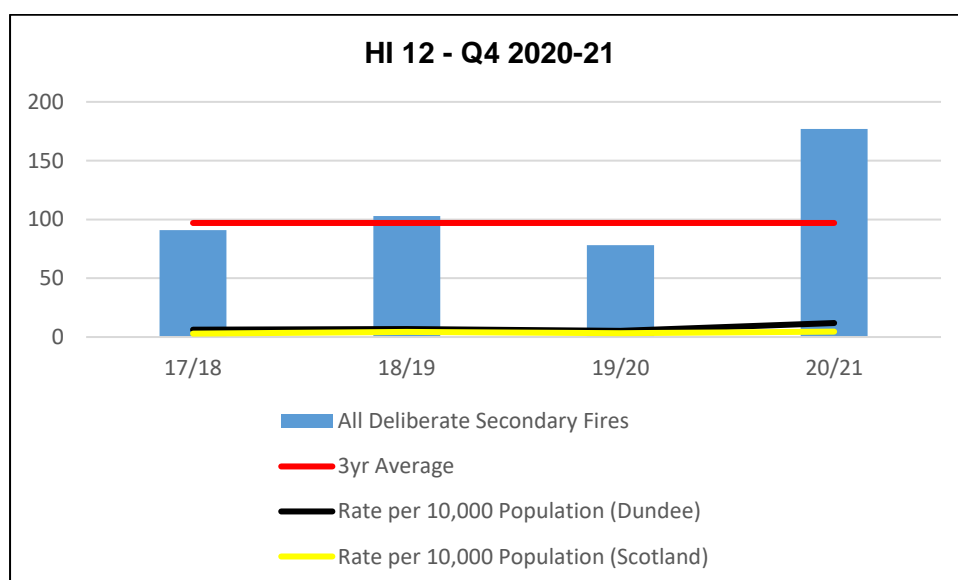


Table 9: Year to Date (April to March) Performance

	17/18	18/19	19/20	20/21	YTD	Annual Target
HI 12: Deliberate Secondary Fires	666	525	391	576	Red	Below 527

Indicator Description

These headline and indicators targets account for all types of fire that are believed to have been started intentionally, and are categorised as Deliberate Primary Fires and Deliberate Secondary Fires.

HI 11 – Deliberate Primary Fires

These deliberate fires cover the following types:

- Fires in the home
- Fires in non-domestic buildings
- Fires in motor vehicles

As a headline target, the aim is to reduce the rate of deliberate primary fires in Dundee by keeping these fires **below 63** during 2020/21.

HI 12 – Deliberate Secondary Fires

These deliberate fires cover most of outdoor fires including grassland and refuse fires and include fires in derelict buildings, but not chimney fires. As a headline target, the aim is to reduce the rate of deliberate secondary fires in Dundee by keeping these fires **below 527** during 2020/21.

What we aim to Achieve

As well as helping to deliver Priority Five: *Reducing Deliberate Fires*, meeting the headline targets will also support the long-term ambition of the City Plan for Dundee and supports achievement of the following local outcomes:

- Dundee will be an internationally recognised city at the heart of a vibrant region with more and better employment opportunities for people
- Our children will be safe, healthy, achieving, nurtured, active, respected, responsible and included
- Our communities will be safe and feel safe
- Our people will live in strong, popular and attractive communities

Performance Management

There were **15 Deliberate Primary Fires** reported during Q4, which is an **8% increase** in comparison to the previous quarter. These incidents included a number of vehicle fires and a mixture of non-residential and dwelling fires in Dundee. Prevention work is ongoing to address deliberate fire setting. The total number of deliberate primary fires we attended for 20/21 was **72**, and is therefore showing red for exceeding the HI 11 annual target. There were **177 Deliberate Secondary Fires** reported during Q4, which is an **8% increase** from the previous quarter but a **56% increase** from Q4 2019/20. The total number of deliberate secondary fires we attended for 20/21 was **576**, and as a result we are showing red against the HI 12 annual target. Appendix 1 provides information relating to on-going initiatives and engagement.

Intelligence relating to deliberate fires is shared with our partners during multi-agency tasking and co-ordinating meetings, and is also discussed at the fire related anti-social behaviour group.

PRIORITY 6 – EFFECTIVE RISK MANAGEMENT AND OPERATIONAL PREPAREDNESS

Description

Risk Management and operational preparedness is a key area of work for the SFRS. In Dundee, this means:

- Knowing what the risks are in Dundee and then making plans, so we are resilient to respond to any event.
- Being prepared to respond to national threats or major emergencies.
- Developing flexibility to deploy crews, to take on a broadening role within the community.
- Firefighters being equipped to deal with emergencies safely and effectively and our stations being in a constant state of readiness.

What we aim to Achieve

As well as helping to deliver Priority Six: *Effective Risk Management and Operational Preparedness*, our activities will also support the long-term ambition of the City Plan for Dundee and supports achievement of the following local outcomes:

- Dundee will be an internationally recognised city at the heart of a vibrant region with more and better employment opportunities for people
- Our communities will be safe and feel safe
- Our people will live in strong, popular and attractive communities

Activity

During Q4 we delivered our quarterly training commitment to operational firefighters with a focus on the core skills of Building Construction, Working at Height and Acetylene as well as ensuring training/testing preparedness to deal with the following standard/advanced modules for incidents involving the following subject areas;

- Incident Command
- Breathing Apparatus,
- Safe Working at Height Level 1

During Q4, firefighters continued to gather operational intelligence and review our response plans. Our operational crews continually focus on raising their awareness of new and existing associated risks and hazards at these sites, and take necessary and effective action to constantly improve pre-planning arrangements for dealing with these local risks. These visits included premises such as Hospitals, Care Homes, High Rise Buildings, Forth Ports Dundee, Education and Student Accommodation, Industrial, and Large Shopping Centres. The increase in deliberate secondary fires has led to a multi-agency approach in addressing the issue throughout Dundee.

Senior Commanders attended planning meetings, workshops and Local Community Partnerships, via Teams, to assist in identifying the needs of local communities and how SFRS resources could be deployed when required.

APPENDIX 1: COMMUNITY SAFETY ENGAGEMENT PROGRAMMES

Deliberate Fire Reduction

Dundee Community Action Team (CAT) have developed partnerships with Police Scotland and DCC Community Safety Wardens and DCC Anti-Social Behaviour Teams to identify areas of concerns and to reduce the number of deliberate fires through early intervention. Action plans have included leaflet drops, access to school IT systems to provide safety messages and as schools open up further, inter action will take place within schools.

Police Scotland in agreement with SFRS sent an email to all Dundee Secondary Schools advising them of the use of social media whereby young people were being encouraged to start fires deliberately.

The Local Area Liaison Officer (LALO) has conducted patrols with Police Scotland and Community Wardens to identify areas of concern. An initiative is being considered to assist in the reduction of bushes, trees and grass which can be deliberately set alight.

Information provided by members of the public along with CCTV has assisted the Police in identifying a number of young people involved in the setting of deliberate fires. Individuals have been apprehended and taken home where discussions have taken place with parents.

Vacant premises are being identified by SFRS and in conjunction with DCC Property Management premises owners are requested to secure said premises to prevent access.

Home Fire Safety

Dundee Community Action Team works closely with various agencies including DCC Social Work Teams, NHS Tayside, Dementia Carers and Occupational Therapists to identify and assist those most at risk from fire within their home. Whilst the number of free Home Fire Safety Visits has reduced due to the pandemic, SFRS personnel continue to visit those most vulnerable within our communities.

CAT are involved with the Falls Ambassador Project providing information and support to the Falls Partner Agencies.

APPENDIX 2: NOTABLE INCIDENT



Shortly after 3am on 7th January 2021, firefighters in Dundee responded to several calls to a semi-detached dwelling fire at 6 Stewart Street, Dundee. 3 fire engines swiftly mobilised to the address, backed up by senior commanders. Crews on arrival were confronted with a ferocious and fully developed fire that had taken hold within the property, with an elderly occupant reported to be within and further resources were called to tackle the blaze. The elderly occupant of the flat tragically died as a result of the effects of the fire and was pronounced dead at the scene.

The fire was fully extinguished by 9am, with crews remaining in attendance throughout the following day to ensure the scene was made safe due to severe structural damage caused by the fire. A joint investigation subsequently took place by Fire Investigation teams from SFRS and Police Scotland. The outcome of the investigation indicated there were no suspicious circumstances, with accidental ignition being the most probable cause. Police Scotland and Emergency Planning Advisers from Dundee City Council effectively co-ordinated alternative temporary housing accommodation for adjacent residents in the aftermath following the incident.

Immediately following the operational response and initial investigations, local SFRS crews concentrated on community safety engagement to provide public reassurance, advice and offer Home Fire Safety Visits (HFSV) with the occupiers, neighbouring households and the wider community.

