

REPORT TO: DUNDEE CITY COUNCIL COMMUNITY SAFETY AND PUBLIC PROTECTION COMMITTEE**REPORT NUMBER – 1572019****22nd APRIL 2019****Report by Area Manager Gordon Pryde, Local Senior Officer,
Scottish Fire and Rescue Service**

**SUBJECT: FIRE AND RESCUE QUARTERLY PERFORMANCE REPORT
1ST OCTOBER TO 31ST DECEMBER 2018****Abstract**

The Report contains performance information relating to the third quarter (October - December) of 2018-2019 on the performance of the Scottish Fire and Rescue Service in support of Member scrutiny of local service delivery.

1 PURPOSE OF THE REPORT

To provide information for the Committee regarding the performance of the Scottish Fire and Rescue Service against the priorities, outcomes and performance measures detailed within the Local Fire and Rescue Plan for Dundee 2017–2020, to facilitate local scrutiny.

2 RECOMMENDATIONS

It is recommended that members:

Note, scrutinise and question the content of this report.

3 FINANCIAL IMPLICATIONS

None.

4 BACKGROUND

4.1 The Local Fire and Rescue Plan for Dundee 2017-2020 was approved by the Community Safety and Public Protection Committee on 30th October 2017. In support of delivering the priorities in this plan, twelve headline indicators are utilised as performance measures and form the basis of quarterly monitoring reports.

4.2 The priorities and outcomes contained within the Local Fire and Rescue Plan reflect 'place' and the contribution of the Scottish Fire and Rescue Service to the City Plan for Dundee 2017-2026.

4.3 In summary the following priorities are detailed within the plan:

- Priority 1 – Improving Fire Safety in the Home
 - Priority 2 – Improving Fire Safety and Resilience in the Business Community
 - Priority 3 – Minimising the Impact of Unintentional Harm
 - Priority 4 – Reducing Unwanted Fire Alarm Signals
 - Priority 5 – Reducing Deliberate Fires
 - Priority 6 – Effective Risk Management and Operational Preparedness
- 4.4 Appendix 1 attached to this report provides a detailed breakdown and analysis of all data collected during the reporting period. In addition further sections are included to provide Members with an overview of a range of community safety engagement events and partnership working. Furthermore, it highlights any notable incidents and event.

5 EQUALITY IMPACT ASSESSMENT

5.1 Not applicable.

6 ENVIRONMENTAL ISSUES

6.1 There are no environmental issues arising as a consequence of this report.

7 SUMMARY

7.1 The attached report updates members regarding significant community safety engagement activities and gives context to the performance of the Scottish Fire and Rescue Service in the Dundee area against headline indicators and performance measures.

Area Manager Gordon Pryde
Local Senior Officer
Perth & Kinross, Angus and Dundee
Scottish Fire and Rescue Service
Blackness Road
Dundee
DD1 5PA



QUARTERLY MONITORING REPORT

Covering the activities and performance in support of the Local Fire and Rescue Plan for Dundee 2017-2020



Quarter Three: 2018/19

Working together for a safer Scotland



ABOUT THE STATISTICS IN THIS REPORT

The activity totals and other statistics quoted in this report are provisional in nature and subject to change as a result of ongoing quality assurance and review.

Because all statistics quoted are provisional there may be differences in the period totals quoted in our reports after original publication which result from revisions or additions to the data on our systems.

From 2015-16 onwards responsibility for the publication of end-year statistical data transferred from the Scottish Government to the SFRS. This change of responsibility does not change the status of the figures quoted in this and other SFRS reports reported to the Committee.

TABLE OF CONTENTS	PAGE
Introduction	5
Quarterly Performance Summary	6
Quarterly Performance Highlights	7
Priority 1 - Improving Fire Safety in The Home	8
HI 1 – Accidental Dwelling Fires (ADF)	8
HI 2 – ADF Fatal Casualties	8
HI 3 – ADF Non-Fatal Casualties	8
Priority 2 - Improving Fire Safety and Resilience in the Business Community	10
HI 4 - Non-Domestic Building Fires	10
HI 5 – Fatal Casualties in Non-Domestic Buildings	10
HI 6 – Non-Fatal Casualties in Non-Domestic Buildings	10
Priority 3 - Minimising the Impact of Unintentional Harm	12
HI 7 – Road Traffic Collision (RTC) Incidents	12
HI 8 – Fatal RTC Casualties	12
HI 9 – Non-Fatal RTC Casualties	12
Priority 4 - Reducing Unwanted Fire Alarm Signals	14
HI 10 – Unwanted Fire Alarm Signals (UFAS)	14
Priority 5 - Reducing Deliberate Fires	16
HI 11 – Deliberate Primary Fires	16
HI 12 – Deliberate Secondary Fires	16
Priority 6 - Effective Risk Management and Operational Preparedness	18
APPENDIX 1: COMMUNITY SAFETY ENGAGEMENT PROGRAMMES	19
APPENDIX 2: NOTABLE EVENT –	22

This page is intentionally blank

INTRODUCTION

This is the quarter three monitoring report covering the SFRS's performance and activities in support of the six priorities in the Local Fire and Rescue Plan for Dundee 2017-2020, namely:

- Priority 1 - Improving fire safety in the home
- Priority 2 - Improving fire safety and resilience in the business community
- Priority 3 - Minimising the impact of unintentional harm
- Priority 4 - Reducing unwanted fire alarm signals
- Priority 5 - Reducing deliberate fires
- Priority 6 - Effective risk management and operational preparedness













As well as supporting the six priorities in the Local Fire and Rescue Plan for Dundee, this monitoring report shows how SFRS activities and performance contribute to the wider priorities of the Dundee Partnership as set out in the City Plan for Dundee 2017-2026.

The figures in this report are provisional, to provide the Committee with the SFRS's direction of travel in the Dundee area, in terms of performance against headline indicators and targets. Most figures will not change; however, members should note that there may be some small variations for some indicators when the final confirmed figures are published by the SFRS.




The Community Safety and Public Protection Committee agreed the new Local Fire and Rescue Plan for Dundee 2017-2020 on 30 October 2017. In support of delivering the priorities in this plan, 12 headline indicators and targets have been set and form the basis of this quarterly monitoring report.

PERFORMANCE SUMMARY

The table below provides a summary of quarter three activity and year to date performance against headline indicators and annual targets. It aims to provide – at a glance – our direction of travel during the current reporting year.

<p>HI 1 Accident Dwelling Fires</p>  <p>Q3 – 45 Incidents YTD – 138 Incidents Annual Target – 204 Incidents</p>	<p>HI 2 ADF Fatal Casualties</p>  <p>Q3 – 0 YTD – 0 Annual Target – 0</p>	<p>HI 3 ADF Non-Fatal Casualties</p>  <p>Q3 – 5 YTD – 25 Annual Target – 48</p>
<p>HI 4 Non-Domestic Building Fires</p>  <p>Q3 – 13 Incidents YTD – 47 Incidents Annual Target – 66 Incidents</p>	<p>HI 5 Fatal Casualties in Non-Domestic Building Fires</p>  <p>Q3 – 0 YTD – 0 Annual Target – 0</p>	<p>HI 6 Non-Fatal Casualties in Non-Domestic Building Fires</p>  <p>Q3 – 1 YTD – 1 Annual Target – 2</p>
<p>HI 7 Road Traffic Collision (RTC) Incidents</p>  <p>Q3 – 3 Incidents YTD – 29 Incidents Annual Target – 33 Incidents</p>	<p>HI 8 Fatal RTC Casualties</p>  <p>Q3 – 0 YTD – 0 Annual Target – 0</p>	<p>HI 9 Non-Fatal RTC Casualties</p>  <p>Q3 – 1 YTD – 13 Annual Target – 17</p>
<p>HI 10 Unwanted Fire Alarm Signals</p>  <p>Q3 – 307 Incidents YTD – 969 Incidents Annual Target – 1189 Incidents</p>	<p>HI 11 Deliberate Primary Fires</p>  <p>Q3 – 22 Incidents YTD – 59 Incidents Annual Target – 70 Incidents</p>	<p>HI 12 Deliberate Secondary Fires</p>  <p>Q3 – 92 Incidents YTD – 418 Incidents Annual Target – 557 Incidents</p>

Year-to-Date Legend

	Below headline target
	Less than 10% above headline target
	More than 10% above headline target

PERFORMANCE HIGHLIGHTS

Of the 12 headline indicators and targets, the following performance should be noted for Quarter Three 2018/19:

- The number of **Accidental Dwelling Fire's (ADF's)** continues to reduce over the longer-term and performance during quarter three and for the first nine months of the year is meeting the current target.
- There were zero **ADF Fatal Casualties** encountered during either quarter three as well as the preceding two quarters. The number of **ADF Non-fatal Casualties** continues to reduce over the longer term and performance during quarter three and for the first nine months of the year is meeting the current target.
- The number of **Non-Domestic Building Fires** continues to reduce over the longer-term and performance during quarter three and for the first nine months of the year is meeting the current target.
- There were zero **Fatal Fire Casualties in Non-Domestic Buildings** encountered during either quarter three as well as the preceding two quarters. The number of **Non-Fatal Fire Casualties in Non-Domestic Buildings** continues to reduce over the longer term and performance during quarter three and for the first nine months of the year is meeting the current target.
- There were no **Road Traffic Collision (RTC) Fatal Casualties** encountered either during quarter three and also the preceding two quarters. The number of **RTC Non-Fatal Casualties** attended during quarter three is well below the three year average. An increase in the numbers of non-fatal casualties in Q2 has resulted in the indicator showing amber for the year to date target.
- The number of **Unwanted Fire Alarm Signals (UFAS) caused by automatic fire alarms (AFAs) in non-domestic buildings** is well below the three year average for quarter three. The nine month figure is currently showing as amber and a considerable amount of effort is being focused on working with the duty holders of premises causing the increases, to get performance back on target. Early indications of recent initiatives is encouragingly positive.
- The number of **Deliberate Secondary Fires** attended during quarter three is significantly below the three year average. Similarly the overall nine month performance is below the three year average. There has been significant and sustained action to try and address deliberate fire setting and this work will continue going forward in key areas of the city.
- The number of **Deliberate Primary Fires** attended during quarter three is slightly above the three year average, work will continue going forward to reverse this trend.

PRIORITY 1 - IMPROVING FIRE SAFETY IN THE HOME

HI 1 – Accidental Dwelling Fires (ADF)

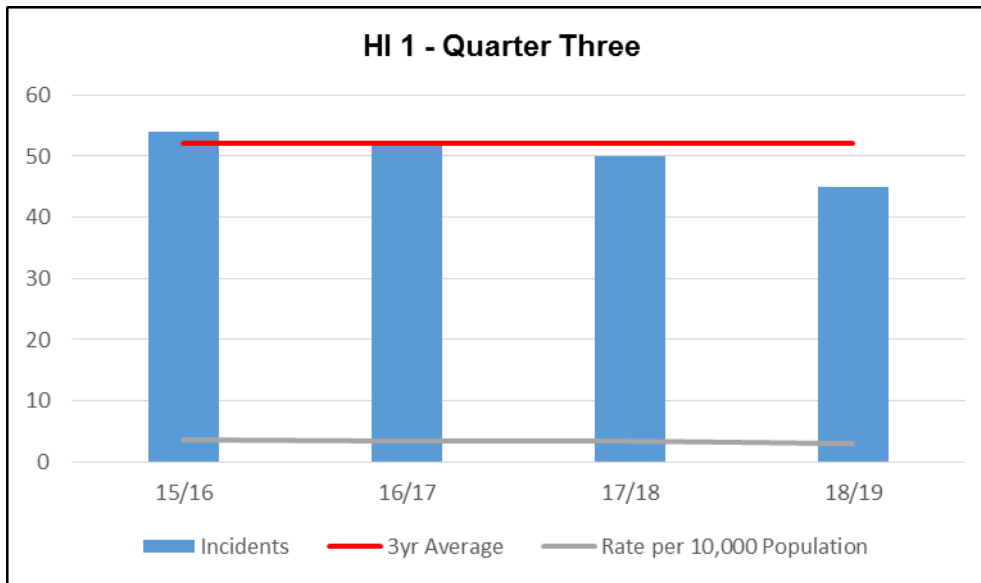


Table 1: Year to Date (April to December) Performance

	15/16	16/17	17/18	18/19	YTD	Annual Target
HI 1: ADF's	166	165	145	138	Green	204

HI 2 - ADF Fatal Casualties & HI 3 - ADF Non-Fatal Casualties

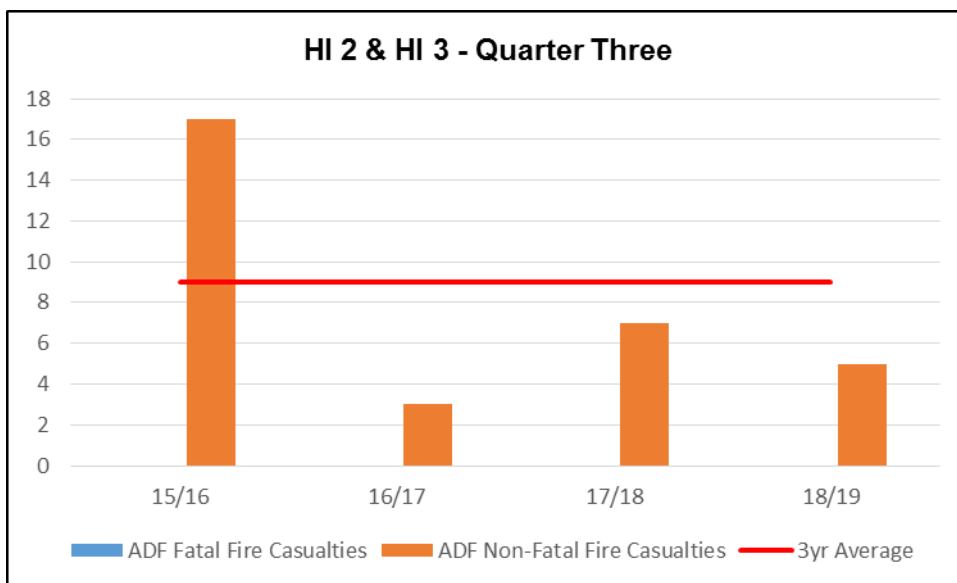


Table 2: Year to Date (April to December) Performance

	15/16	16/17	17/18	18/19	YTD	Annual Target
HI 2: ADF Fatal Casualties	0	1	0	0	Green	0
HI 3: ADF Non-Fatal Casualties	50	52	29	25	Green	48

Indicator Description

The largest single type of primary fire in Dundee is accidental fires in the home and their prevention is a key focus of the Service's community safety activity.

HI 1 – Accidental Dwelling Fires (ADF)

As a headline target, the aim is to reduce the rate of ADF's by keeping these incidents **below 204**, during 2018/19.

HI 2 – ADF Fatal Casualties

This indicator counts those people for whom fire has been clearly identified as the cause of death, even if they die some-time after the actual fire. Those who die at, or after, the fire but where fire is **not** identified as the cause of death are not included in these figures.

As a headline target, the aim is to have **Zero ADF Fatal Casualties**, in Dundee during 2018/19

HI 3 – ADF Non-Fatal Casualties

This headline target counts all types of non-fatal fire injury in the home, including precautionary checks.

As a headline target, the aim is to reduce the risk of injury from fire in the home by keeping fire injuries **below 48**, during 2018/19.

What we aim to Achieve

As well as helping to deliver Priority One: *Improving Fire Safety in the Home*, meeting the headline targets will also support the long term ambition of the City Plan for Dundee and supports achievement of the following local outcomes:

- Our people will be better educated and skilled within a city renowned for learning and culture
- Our children will be safe, healthy, achieving, nurtured, active, respected, responsible and included
- People in Dundee will be able to live independently and access support when they need it
- Our communities will be safe and feel safe

Performance Management

There were 45 ADF's reported during quarter three, which is slightly below the average number for that quarter. The total number of ADF's for the first nine months of 2018/19 stands at 138 and is lower than the average of the previous 3 years. We are therefore showing green for achieving the HI 1 annual target.

There were zero ADF Fatal Casualties during quarter three. We are therefore showing green for achieving the HI 2 annual target.

There were 5 ADF Non-Fatal Casualties during quarter three, which is below the average number for that quarter. The total number of ADF Non-Fatal Casualties for the first nine months stands at 25, so we are showing green for achieving the HI 3 annual target.

The Community Safety Engagement section of Appendix One, details a wide range of community safety engagement programmes conducted during quarter three, in support of achieving the targets. This included completing 824 Home Fire Safety Visits, of which 479 were targeted at high risk individuals and 219 targeted at medium risk individuals.

PRIORITY 2 – IMPROVING FIRE SAFETY AND RESILIENCE IN THE BUSINESS COMMUNITY

HI 4 – Non-Domestic Building Fires

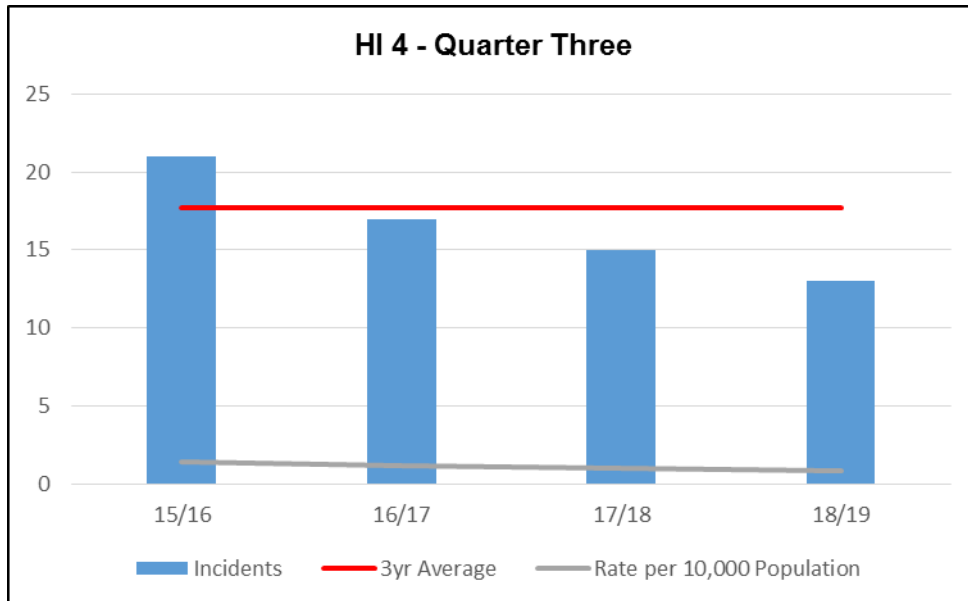


Table 3: Year to Date (April to December) Performance

	15/16	16/17	17/18	18/19	YTD	Annual Target
HI 4: Non-Domestic Building Fires	49	41	32	47	Green	66

HI 5 – Fatal Fire Casualties in Non-Domestic Buildings & HI 6 – Non-Fatal Fire Casualties in Non-Domestic Buildings

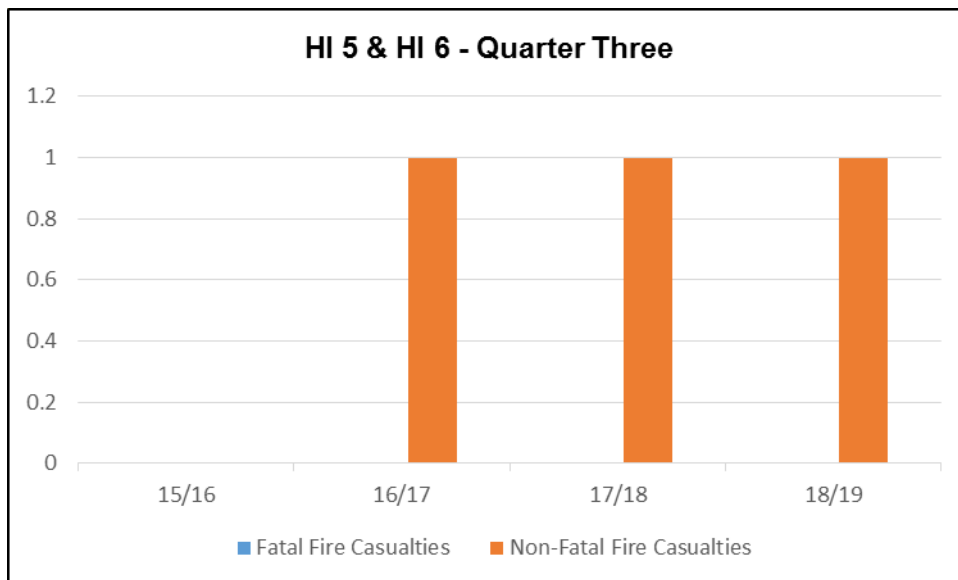


Table 4: Year to Date (April to December) Performance

	15/16	16/17	17/18	18/19	YTD	Annual Target
HI 5: Fatal Fire Casualties	0	0	0	0	Green	0
HI 6: Non-Fatal Fire Casualties	0	1	1	1	Green	2

Indicator Description

These headline indicators and targets cover the types of non-domestic buildings applicable to Part 3 of the Fire (Scotland) Act 2005 ('The Act') (e.g. care homes, hotels and hospitals) and is designed to reflect the effectiveness of fire safety management in respect of these types of buildings.

HI 4 - Non-domestic Building Fires Applicable to the Act

As a headline target, the aim is to reduce the rate of accidental fires in non-domestic buildings (where 'The Act' applies), by keeping these fires **below 66**, in Dundee during 2018/19.

HI 5 – Fatal Fire Casualties in Non-domestic Building Fires Applicable to the Act

This indicator counts those people for whom fire has been clearly identified as the cause of death, even if they die sometime after the actual fire. Those who die at, or after, the fire but where fire is **not** identified as the cause of death are not included in these figures. As a headline target, the aim is to have **Zero Fatal Fire Casualties** in non-domestic buildings applicable to the Act, in Dundee during 2018/19.

HI 6 – Non-fatal Fire Casualties in Non-domestic Building Fires Applicable to the Act

This headline target counts all types of non-fatal fire injury in non-domestic buildings, including precautionary checks. As a headline target, the aim is to reduce risk of injury from fire in non-domestic buildings, by keeping fire injuries **below 2**, in Dundee during 2018/19.

What we aim to Achieve

As well as helping to deliver Priority Two: *Improving Fire Safety and Resilience in the Business Community*, meeting the headline targets will also support the long term ambition of the City Plan for Dundee and supports achievement of the following local outcomes:

- Dundee will be an internationally recognised city at the heart of a vibrant region with more and better employment opportunities for people
- Our communities will be safe and feel safe
- Our people will live in strong, popular and attractive communities

Performance Management

There were 13 fires in non-domestic buildings during quarter three, the majority were relatively minor in nature involving minimum firefighting intervention. However there have been two significant fires in the city to date in 2018/19. The total number of fires for the first nine months of 2018/19 stands at 47 and is therefore showing green for achieving the HI 4 annual target.

There were zero Non-Domestic Fatal Casualties during quarter three. We are therefore showing green for achieving the HI 5 annual target.

There was 1 Non-Domestic Non-Fatal Casualty during quarter three. The total number of Non-Domestic Non-Fatal Casualties for the first nine months stands at one, so we are showing green for achieving the HI 6 annual target

Our dedicated Fire Safety Enforcement Officers continue to audit relevant premises that fall within the scope of the Fire (Scotland) Act 2005 to ensure compliance with their statutory responsibilities. In total, 93 fire safety audits were targeted at high life risk non-domestic buildings during quarter three.

PRIORITY 3 – MINIMISING THE IMPACT OF UNINTENTIONAL HARM

HI 7 – Road Traffic Collision (RTC) Incidents

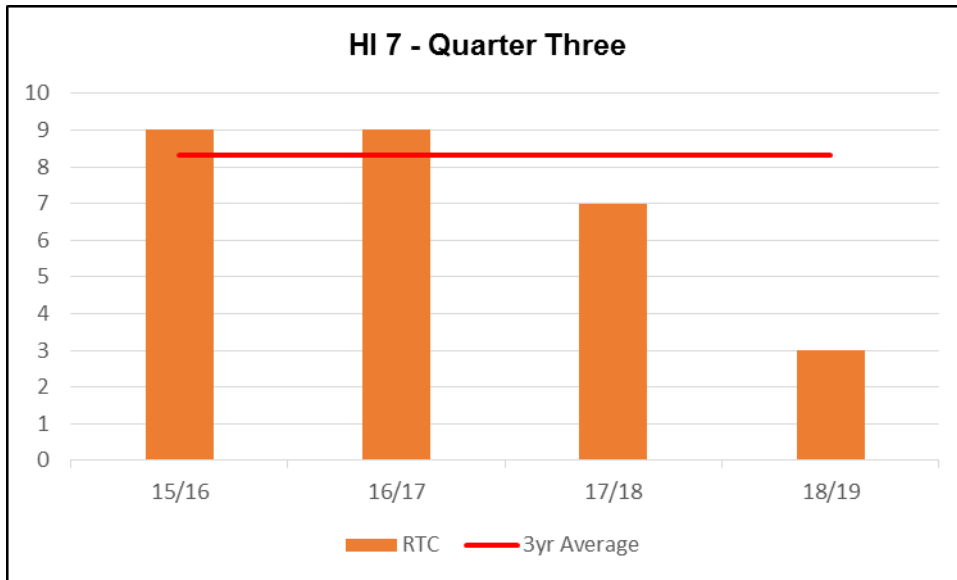


Table 5: Year to Date (April to December) Performance

	15/16	16/17	17/18	18/19	YTD	Annual Target
HI 7: RTC Incidents	27	25	26	29	RED	33

HI 8 – Fatal RTC Casualties & HI 9 – Non-Fatal RTC Casualties

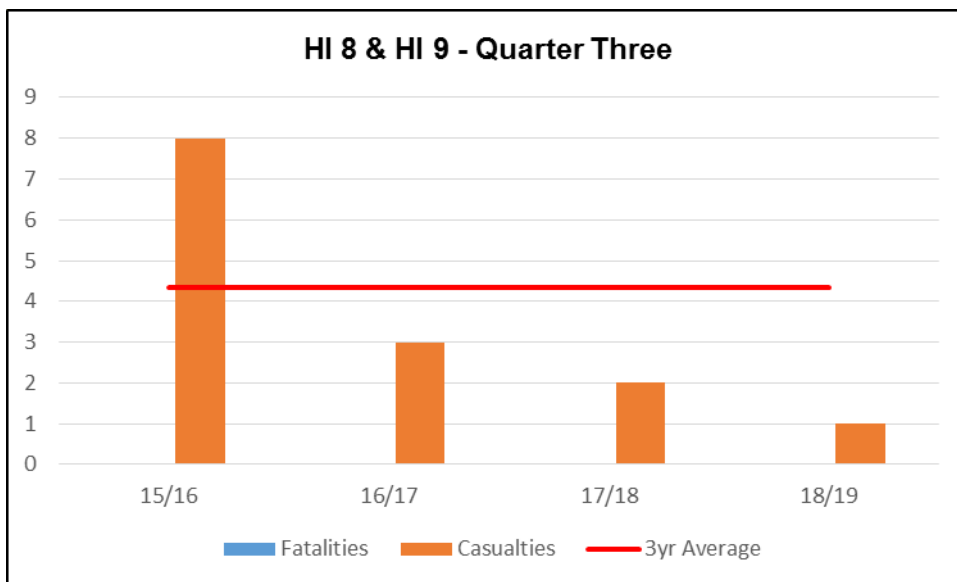


Table 6: Year to Date (April to December) Performance

	15/16	16/17	17/18	18/19	YTD	Annual Target
HI 8: Fatal RTC Casualties	0	0	0	0	Green	0
HI 9: Non-Fatal RTC Casualties	16	12	8	13	Amber	17

Indicator Description

The SFRS has become increasingly involved in more non-fire related prevention work, in support of its role in promoting the wider safety and well-being of its communities, including minimising the impact of unintentional harm. The headline indicators and targets reflect the fact that most of non-fire related casualties attended by the SFRS in Dundee are at RTC Incidents.

HI 7 - RTC Incidents

As a headline target, the aim is to reduce the rate of RTC incidents, by keeping them **below 33** during 2018/19.

HI 8 – Fatal RTC Casualties

As a headline target, the aim is to reduce the risk of death from RTC's in Dundee, by keeping the number of fatal RTC casualties **at 0** during 2018/19.

HI 9 - Non-fatal RTC Casualties

As a headline target, the aim is to reduce the risk of injury from RTC's in Dundee, by keeping non-fatal RTC casualties **below 17** during 2018/19.

What we aim to Achieve

As well as helping to deliver Priority Three: *Minimising the Impact of Unintentional Harm*, meeting the headline targets will also support the long term ambition of the City Plan for Dundee and supports achievement of the following local outcomes:

- Our people will be better educated and skilled within a city renowned for learning and culture
- Our children will be safe, healthy, achieving, nurtured, active, respected, responsible and included
- People in Dundee will be able to live independently and access support when they need it
- Our communities will be safe and feel safe

Performance Management

We attended 3 RTC Incidents during quarter three. This is a significant reduction as to the same quarter from the previous 3 years. Due to an increase in Q2 there is an increase in the year to date figures against the three year average and the indicator is therefore showing red. At only one incident Firefighters were required to use specialist hydraulic rescue equipment to release an occupant who was medically trapped. At the remaining incidents Firefighters were utilised to make the scene/ vehicles safe. The total number of RTC Incidents we attended for the first nine months of 2018/19 stands at 29 and is therefore showing as red for achieving the HI 7 annual target.

Of the 3 RTC Incidents we attended during quarter three, there were no fatal casualties encountered. The total number of Fatal RTC Casualties for the first nine months stands at 0, so we are showing green for achieving the HI 8 annual target. Of the 3 RTC Incidents we attended during quarter three, there was only 1 non-fatal casualty. The total number of Non-Fatal RTC Casualties for the first nine months stands at 13, so we are showing amber for achieving the HI 9 annual target.

The Community Safety section of Appendix One, details an example of a road safety initiative we delivered with our partners during quarter three and in support of the above targets when approximately 1400 S5 secondary school pupils and youth groups from across Dundee took part in the multi-award winning and hard hitting Safe Drive Stay Alive event.

PRIORITY 4 – REDUCING UNWANTED FIRE ALARM SYSTEMS

HI10 – Unwanted Fire Alarm Signals

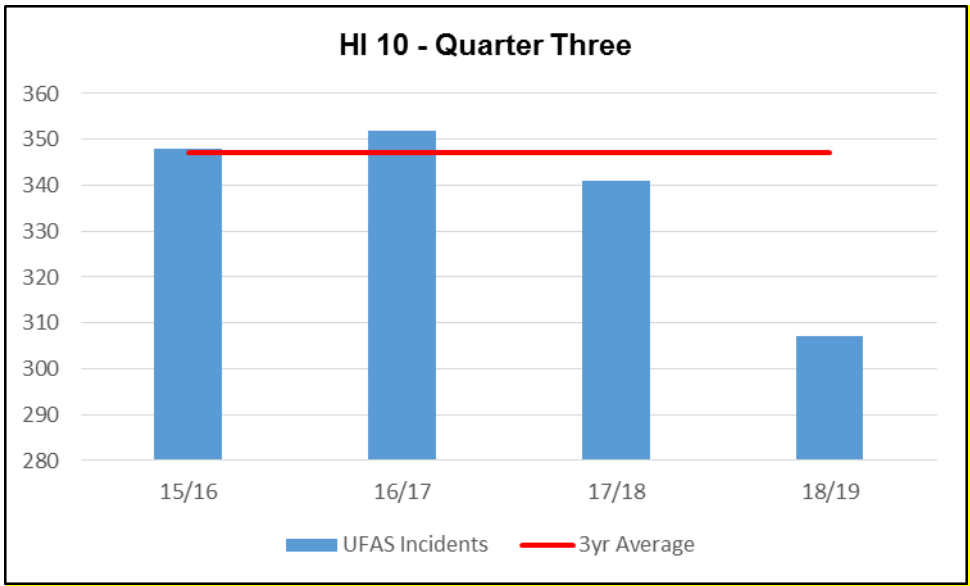


Table 7: Year to Date (April to December) Performance

	15/16	16/17	17/18	18/19	YTD	Annual Target
HI 10 : UFAS Incidents	922	995	978	969	Amber	1189

Indicator Description

Automatic Fire alarms (AFA) are fundamental to providing early warning from fire, giving people the chance to evacuate safely. However, to be effective, they must be properly installed and maintained, and a good fire safety management regime must be in place by the duty holder, so they do not activate when there is no fire.

Every Unwanted Fire Alarm Signal (UFAS) from an AFA has an impact in terms of unnecessary blue light journeys, redirecting SFRS resources away from other activities such as community safety work and causing considerable disruption to businesses.

HI 10 – Unwanted Fire Alarm Signals (UFAS)

As a headline target, the aim is to improve fire safety management and awareness, by reducing the number of attendances to unwanted fire alarm signals (UFAS) from automatic systems in non-domestic buildings to **less than 1189** during 2018/19.

What we aim to Achieve

As well as helping to deliver Priority Four: *Reducing Unwanted Fire Alarm Signals*, meeting the headline targets will also support the long term ambition of the City Plan for Dundee and supports achievement of the following local outcomes:

- Dundee will be an internationally recognised city at the heart of a vibrant region with more and better employment opportunities for people
- Our people will be better educated and skilled within a city renowned for learning and culture
- Our children will be safe, healthy, achieving, nurtured, active, respected, responsible and included
- Our communities will be safe and feel safe

Performance Management

During quarter three, we were called out to 307 UFAS. This is below the three year average for that quarter. Year to date, the total number of UFAS stands at 969, so we are showing amber for achieving the HI 10 annual target.

The table below lists the top five property types that had persistent call-outs due to UFAS during quarter three.

Property Types	No. of UFAS
Hospitals/Medical Care	59
Student Accommodation	40
Education	31
Hostels	28
Offices	13

Our operational crews continued to investigate the cause of every UFAS event and engaged with the duty holder when in attendance at these call-outs. Every UFAS call-out was used as an opportunity to educate the duty holder about the impact UFAS has on their businesses and the service. UFAS incidents create a significant number of unnecessary blue light journeys, placing our firefighters and communities at risk, and tying up resources that may be needed at a real emergency elsewhere. To reduce the impact of UFAS, we have introduced a process, that will ensure our weight and speed of response to UFAS incidents is based on risk.

PRIORITY 5 – REDUCING DELIBERATE FIRES

HI 11 – Deliberate Primary Fires

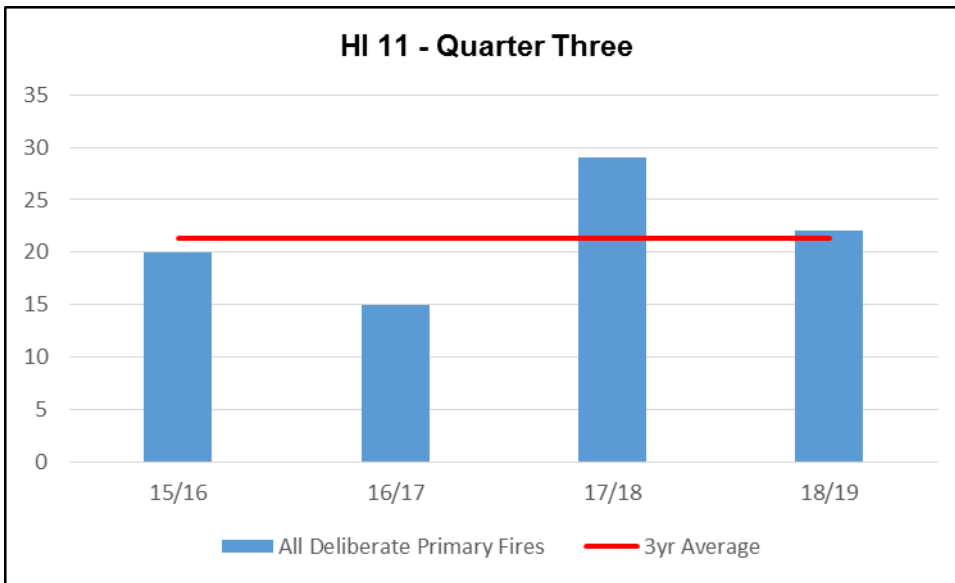


Table 8: Year to Date (April to December) Performance

	15/16	16/17	17/18	18/19	YTD	Annual Target
HI 11: Deliberate Primary Fires	57	52	57	59	Red	70

HI 12 – Deliberate Secondary Fires

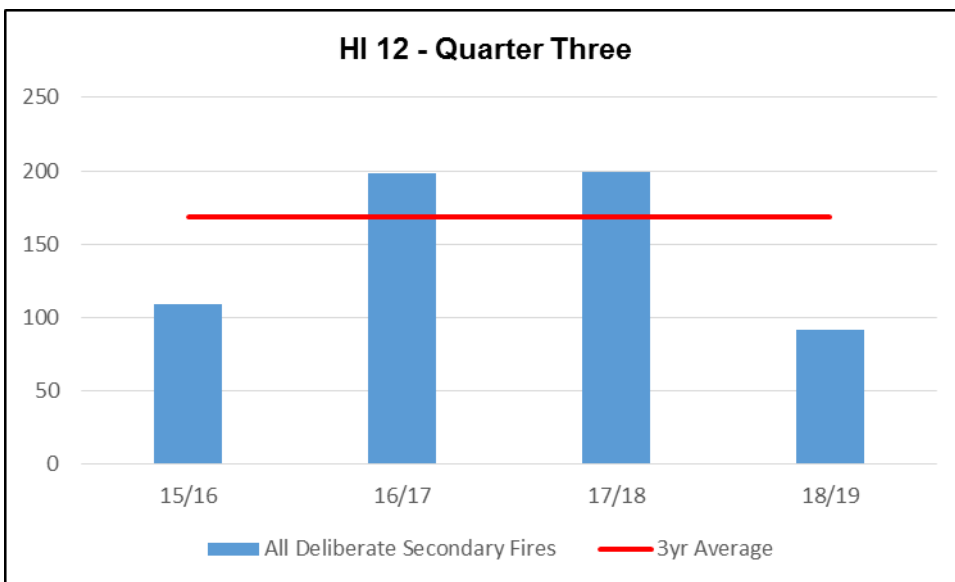


Table 9: Year to Date (April to December) Performance

	15/16	16/17	17/18	18/19	YTD	Annual Target
HI 12: Deliberate Secondary Fires	419	528	574	418	Green	557

Indicator Description

These headline and indicators targets account for all types of fire that are believed to have been started intentionally, and are categorised as Deliberate Primary Fires and Deliberate Secondary Fires.

HI 11 – Deliberate Primary Fires

These deliberate fires cover the following types:

- Fires in the home
- Fires in non-domestic buildings
- Fires in motor vehicles

As a headline target, the aim is to reduce the rate of deliberate primary fires in Dundee by keeping these fires **below 70** during 2018/19.

HI 12 – Deliberate Secondary Fires

These deliberate fires cover the majority of outdoor fires including grassland and refuse fires and include fires in derelict buildings, but not chimney fires. As a headline target, the aim is to reduce the rate of deliberate secondary fires in Dundee by keeping these fires **below 557** during 2018/19.

What we aim to Achieve

As well as helping to deliver Priority Five: *Reducing Deliberate Fires*, meeting the headline targets will also support the long term ambition of the City Plan for Dundee and supports achievement of the following local outcomes:

- Dundee will be an internationally recognised city at the heart of a vibrant region with more and better employment opportunities for people
- Our children will be safe, healthy, achieving, nurtured, active, respected, responsible and included
- Our communities will be safe and feel safe
- Our people will live in strong, popular and attractive communities

Performance Management

There were 22 deliberate primary fires reported during quarter three, which is slightly above the three year average for that quarter. These incidents included 6 vehicle fires and 7 fires within flatted accommodation. The total number of deliberate primary fires we attended for the first nine months of 2018/19 stands at 59 and is therefore showing red for achieving the HI 11 annual target.

There were 92 deliberate secondary fires reported during quarter three, which is a significant decrease in comparison to the three year average for that quarter (50%). The total number of deliberate secondary fires we attended for the first nine months of 2018/19 stands at 418 and as a result we are showing green for achieving the HI 12 annual target.

Intelligence relating to deliberate fires is shared with our partners during multi-agency tasking and co-ordinating meetings and is also discussed at the fire related anti-social behaviour group. Various actions agreed at these meetings have been undertaken in an attempt to reduce the occurrence of deliberate fires with positive results during Q3.

PRIORITY 6 – EFFECTIVE RISK MANAGEMENT AND OPERATIONAL PREPAREDNESS

Description

Risk Management and operational preparedness is a key area of work for the SFRS. In Dundee, this means:

- Knowing what the risks are in Dundee and then making plans, so we are resilient to respond to any event.
- Being prepared to respond to national threats or major emergencies.
- Developing flexibility to deploy crews, to take on a broadening role within the community.
- Firefighters being equipped to deal with emergencies safely and effectively and our stations being in a constant state of readiness.

What we aim to Achieve

As well as helping to deliver Priority Six: *Effective Risk Management and Operational Preparedness*, our activities will also support the long term ambition of the City Plan for Dundee and supports achievement of the following local outcomes:

- Dundee will be an internationally recognised city at the heart of a vibrant region with more and better employment opportunities for people
- Our communities will be safe and feel safe
- Our people will live in strong, popular and attractive communities

Activity

During quarter three we delivered our quarterly training commitment to operational firefighter's with a focus on the core skills of extrication, compartment fire behaviour training and casualty care as well as ensuring training/testing preparedness to deal with the following standard/advanced modules:

- Trauma and Medical Emergencies
- Water and Ice
- Sleeping Risks

Firefighters continued to visit sites within their station area so that they are aware of the associated risks and hazards, and if required can take effective actions in dealing with incidents at these sites. During quarter three, firefighters visited a range of sites to gather operational intelligence and review our response plans. These visits included hospitals, care homes, high rise premises, education premises, industrial premises, large shopping centres as well as student accommodation.

Senior Managers attended a number of planning meetings to identify the SFRS resources that were required to support a number of events in Dundee during Q3 including:

- Fireworks Display at Baxter and Lochee Parks
- Christmas Light Switch on, Broughty Ferry and City Square
- Slessor Gardens Sleep in the Park

Demonstrations of Kingsway's High Volume Pump have been delivered during Q3 which included the attendance of colleagues from Scottish Water.

APPENDIX 1: COMMUNITY SAFETY ENGAGEMENT PROGRAMMES

This section provides details of community safety engagement programmes undertaken within Dundee during the third quarter of 2018-19, in support of the priorities in the Local Fire and Rescue Plan for Dundee 2017-2020 and the wider Dundee Partnership priorities.

Local Priority 1: Improving Fire Safety in the Home

Community Engagement – Completed

- Meeting with Social Work to improve referral pathways
- HFSV with Syrian refugees
- Talks to Boomerang Mental Health Group and Headway support group
- Awareness training to 20 Women's Aid
- Festive Safety talks at Sheltered Housing complexes
- Festive Safety stall at Wellgate, Overgate and Ninewells Hospital
- Festive Safety talk with Advocating Together to reach vulnerable adults

Community Engagement – Planned

- Joint safety talk with Police Scotland – St David's High Kirk
- Joint HFSV to reach Syrian refugees
- Police Scotland Youth Volunteers to visit SFRS

Local Priority 2: Improving Fire Safety and Resilience in the Business Community

Number of Fire Safety Audits Conducted

Audits Completed Q3	Audits Completed YTD	% of Target YTD (275) audits)	% of Audits Completed 2018-19 (366 audits)
93	309	112%	84%

On track to complete SFRS framework audits within Dundee and continuing with thematic programme of audits and post fire where applicable.

Community Engagement – Completed

- Met Whitfield Business Development Group to raise awareness of the impact that anti social behaviour has on business property
- Two consultations with Private Sector Unit to assist tenants of rented property

Local Priority 3: Minimising Unintentional Harm

Community Safety Engagement – Completed

- Safe Taysiders – 1200 P7 pupils
- Meeting with Falls Group to develop partnership working
- Falls roadshows with Dundee Falls team
- Princes Trust sessions with Fairbridge, Blackness
- Two occupational therapists joined CAT for a six week work placement

- Attended Solihull training sessions
- Safe Drive Stay Alive 2018
- Youth intervention work with Morgan Academy pupils
- Delivered presentation to Annual Occupational Health Conference at West Park Halls
- Working with the Helm Group for adults with supervision needs

Community Safety Engagement – Planned

- 1st year OT student to join CAT for a work placement
- Establish links with Dial Up – new support group

Local Priority 4: Reducing Unwanted Fire Alarm Signals

Property Types YTD 2018/19

Type	No of Calls
Hospitals and Medical Care	189
Education	134
Student Accommodation	123
Hostel (homeless)	85
Residential Home	76
Retail	69
Offices	63
Entertainment	58
Sheltered Accommodation	27
Industrial	26

Community Engagement – Planned

- Further talks at Ninewells to contribute to the reduction of UFAS calls
- Liaison with Dundee City Council regarding UFAS reduction in local authority properties
- Continuing reduction work with Dundee Cyrenians
- Continuing reduction work with Dundee University
- Continuing engagement and training for frontline crews attending UFAS incident in educating duty holders.

Local Priority 5: Reducing Deliberate Fires

Community Safety Engagement – Completed

- Six monthly Fire Related Anti Social Behaviour meeting
- Planning for Bonfire night including a multi agency team located at Dundee Operations Control
- Visit to Barnardos Family Centre
- Meeting with Friends of Middleton Wood to discuss means in which deliberate fire raising may be tackled

Community Safety Engagement – Planned

- Days Of Action in N.E. Dundee with Community Learning and Development team
- Fire Skills course to commence in January 2019.

Firesetters Intervention

- 2 cases commenced during Q3.

APPENDIX 2: NOTABLE EVENT – SAFE DRIVE STAY ALIVE

The multi-agency Safe Drive Stay Alive (SDSA) Roadshow, is a road safety educational approach for young people, first run in Scotland in 2002.



At its heart, is a hard-hitting and emotive theatre style event designed to raise awareness of the risks and potential impact of unsafe driving among young people, and encourage young people to behave more responsibly as road users. SDSA events bring together a large number of young people, and use a mixture of film, live presentation and real life testimony from members of the emergency services (who regularly deal with road collisions) and from members of the public (whose lives have been affected by road collisions).

The latest event was held at the Caird Hall, Dundee in November, stewarded by Dundee CAT members and local firefighters. The event was delivered to approximately 1400 S5 school pupils covering all Dundee Secondary Schools and a number of other youth groups.

This event continues to provide positive feedback year on year whilst providing a hard hitting message to develop awareness of the serious risks associated with driving. The age group who attend the show are likely to be either starting to learn to drive, have recently passed their test or be a passenger in a car with a new driver. Sadly, the professionals involved in the event have all seen first-hand the awful results of something going wrong. By sharing their experience of needless tragedies with young people they can make them consider their actions so they can choose never to put themselves or others at risk.

This event will be reviewed for the forthcoming year as part of the partnership approach to effective and efficient delivery of youth engagement activities.