

**ITEM No ...4.....**

**REPORT TO:** COMMUNITY SAFETY AND PUBLIC PROTECTION COMMITTEE – 7 JUNE 2021  
**REPORT ON:** ANTISOCIAL BEHAVIOUR – JANUARY – MARCH 2021  
**REPORT BY:** EXECUTIVE DIRECTOR OF NEIGHBOURHOOD SERVICES  
**REPORT NO:** 124-2021

**1 PURPOSE OF REPORT**

1.1 The purpose of this report is to provide an overview on the reporting figures to the Neighbourhood Services - Antisocial Behaviour (ASB) Team for the period 1<sup>st</sup> January 2021 to 31<sup>st</sup> March 2021.

**2 RECOMMENDATION**

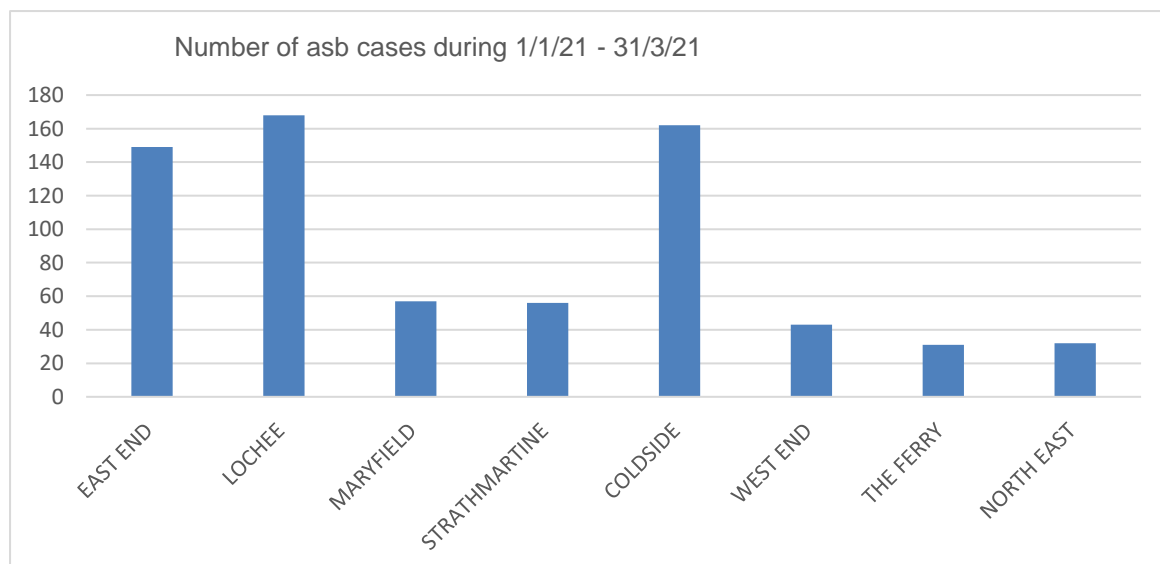
2.1. It is recommended that Committee notes the report.

**3 FINANCIAL IMPLICATIONS**

3.1 There are no financial implications associated with this report.

**4 DATA RELATING TO REPORTING PERIOD**

4.1 Number of cases per multi member ward area between 1/1/21 – 31/3/21:



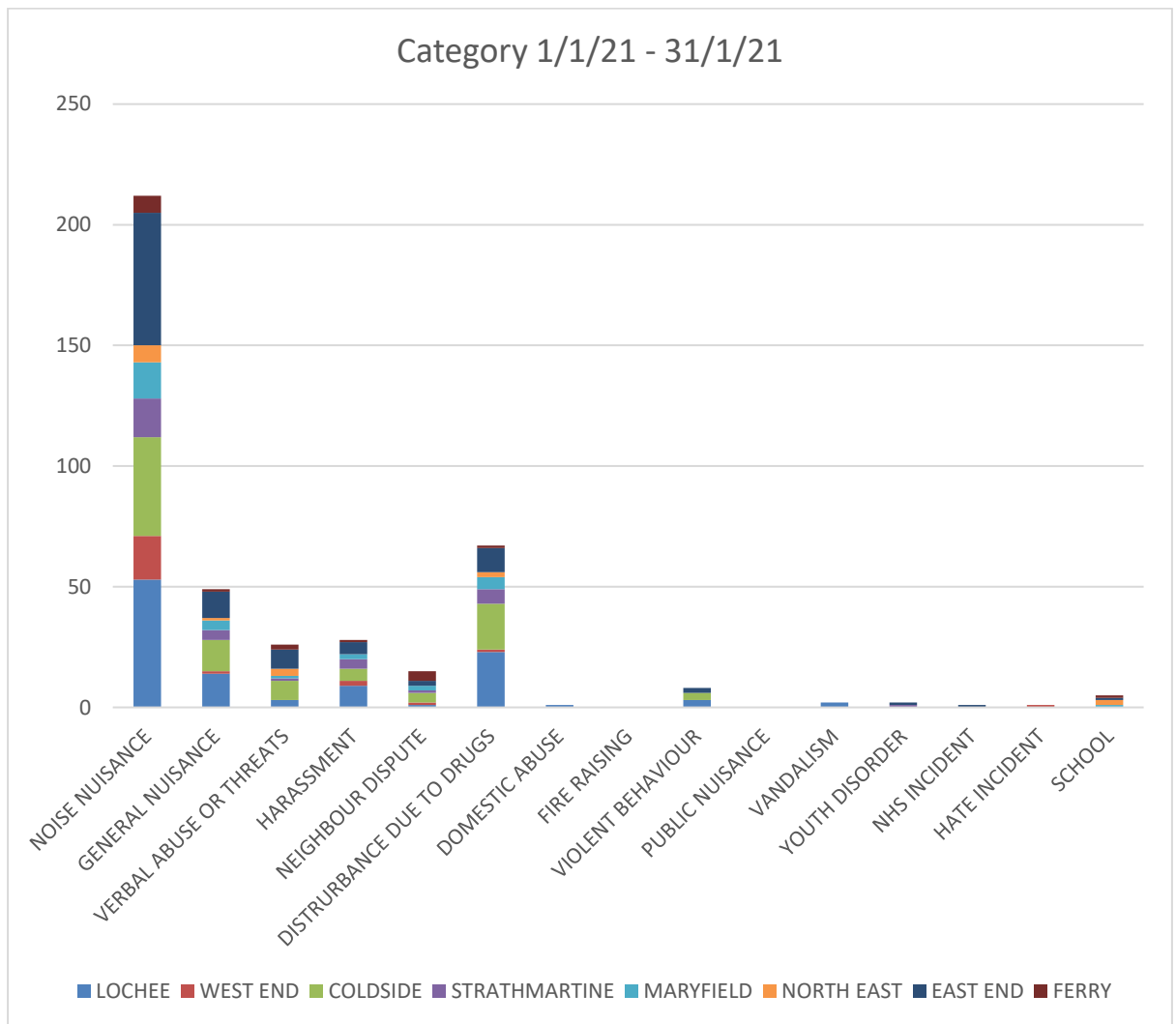
Figures overall have again reduced slightly with 698 complaints reported in this quarter compared to 743 reported during the third quarter. East End, Lochee and Coldside wards continuing to receive the highest complaints.

There have been reductions seen in the following Wards: East End 168 – 149; Lochee 187 – 168; Maryfield 64 – 57; Strathmartine 57 – 56; and West End 50 – 43. There have been slight

increases in the other three wards: North East 29 – 32; The Ferry 27 – 31; and Coldside 161 – 162.

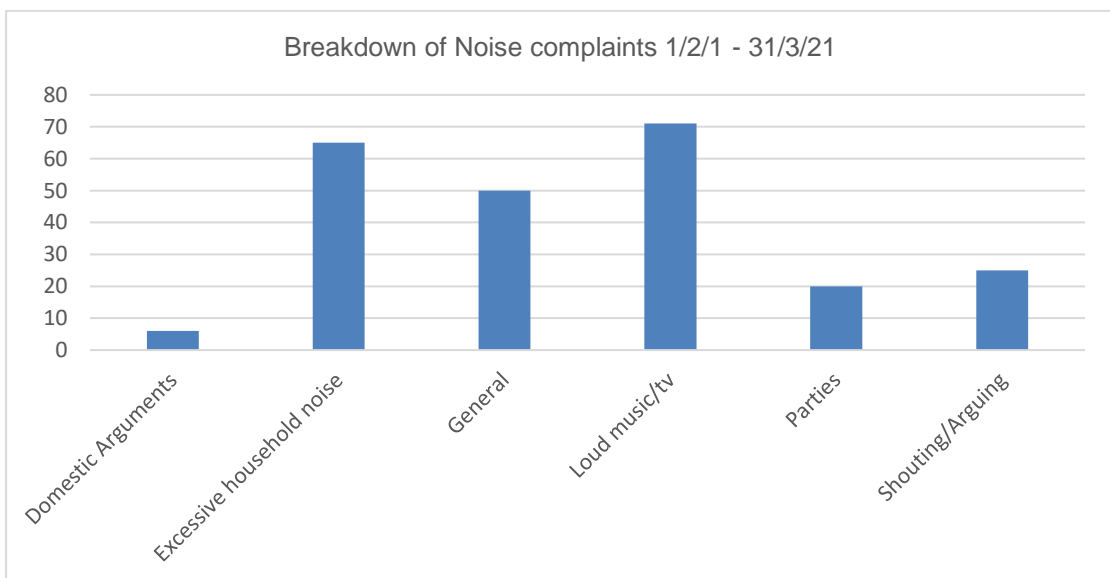
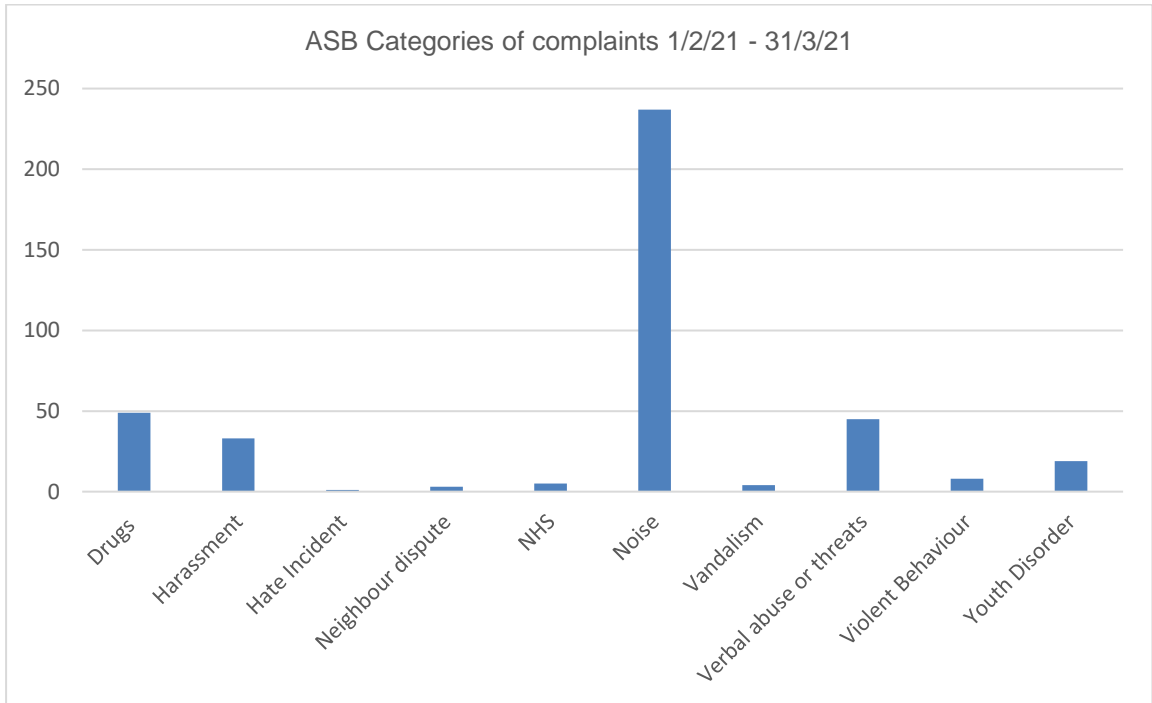
Appendix 1 - data table showing the number of cases from 1/1/21 – 31/3/21 in the reporting period

Types of complaints per multi member ward area between 1/1/21 – 31/3/21. Please note for this report due to reporting from two different systems the figures for 1/1/21 – 31/1/21 are separate from 1/2/21 – 31/3/21:

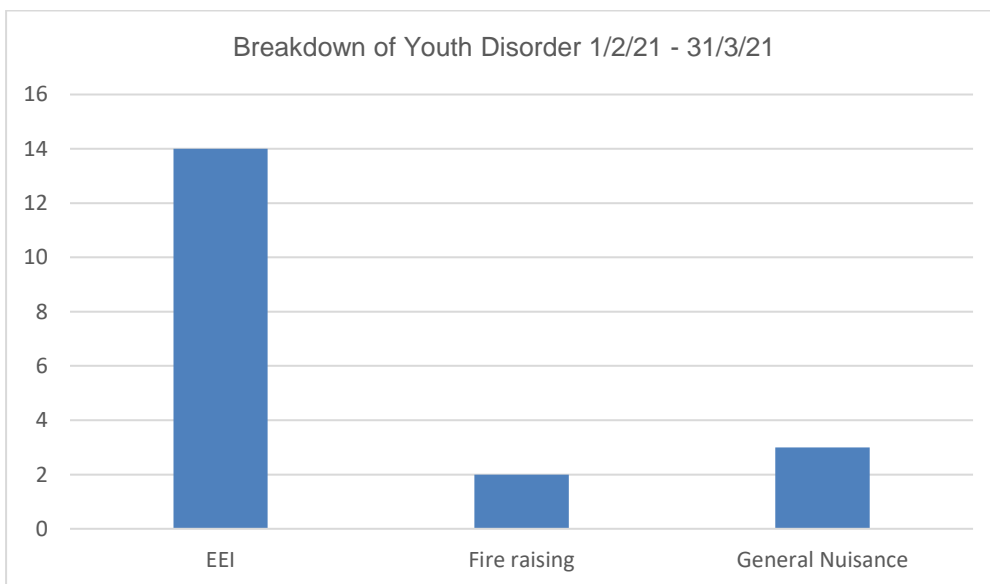
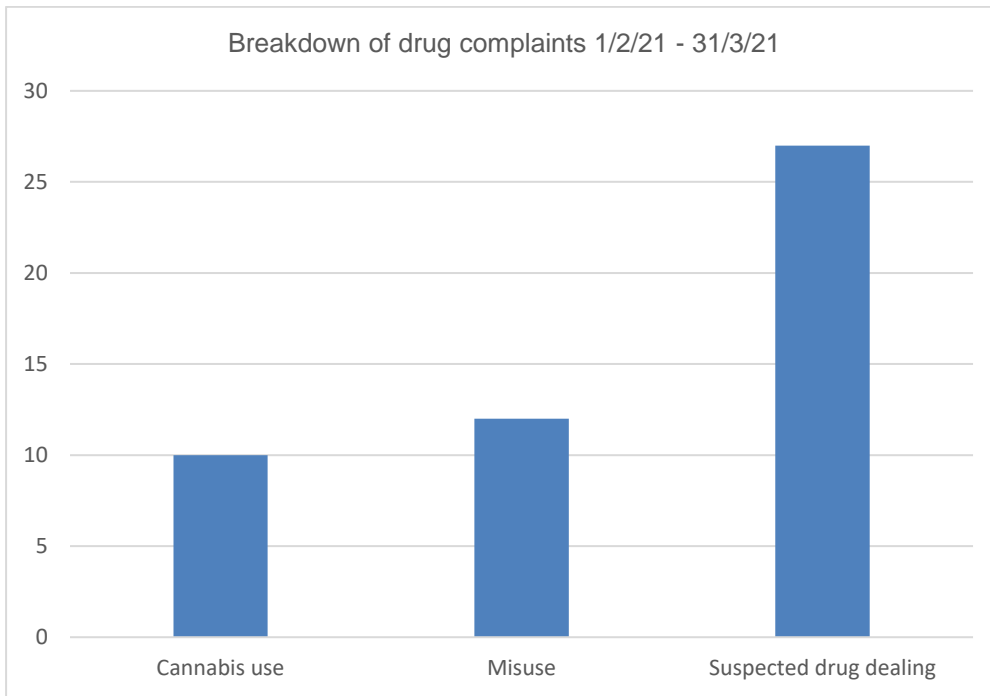


Figures for 1/2/21 – 31/3/21 have been produced from the new recording system for Antisocial Behaviour Complaints. At the moment the reports are only providing category types for the whole city, however, we would propose to break these down per Ward area as per previous reports. The new system can however also provide additional breakdowns of the complaints categories which is noted in the graphs below:

Please note the total figures for 1/1/21 – 31/3/21 is 698 antisocial behaviour complaints. The categories show a higher figure as 96 cases were transferred from the old recording system and some cases will have multiple categories applied.



Although a “general” noise sub-category was created, we have requested this be removed as it does not provide details as to the nature of the noise complaint. General noise complaints relate to excessive banging of secure entry doors, shouting, banging doors and will likely be recorded as excessive household noise in future reports.

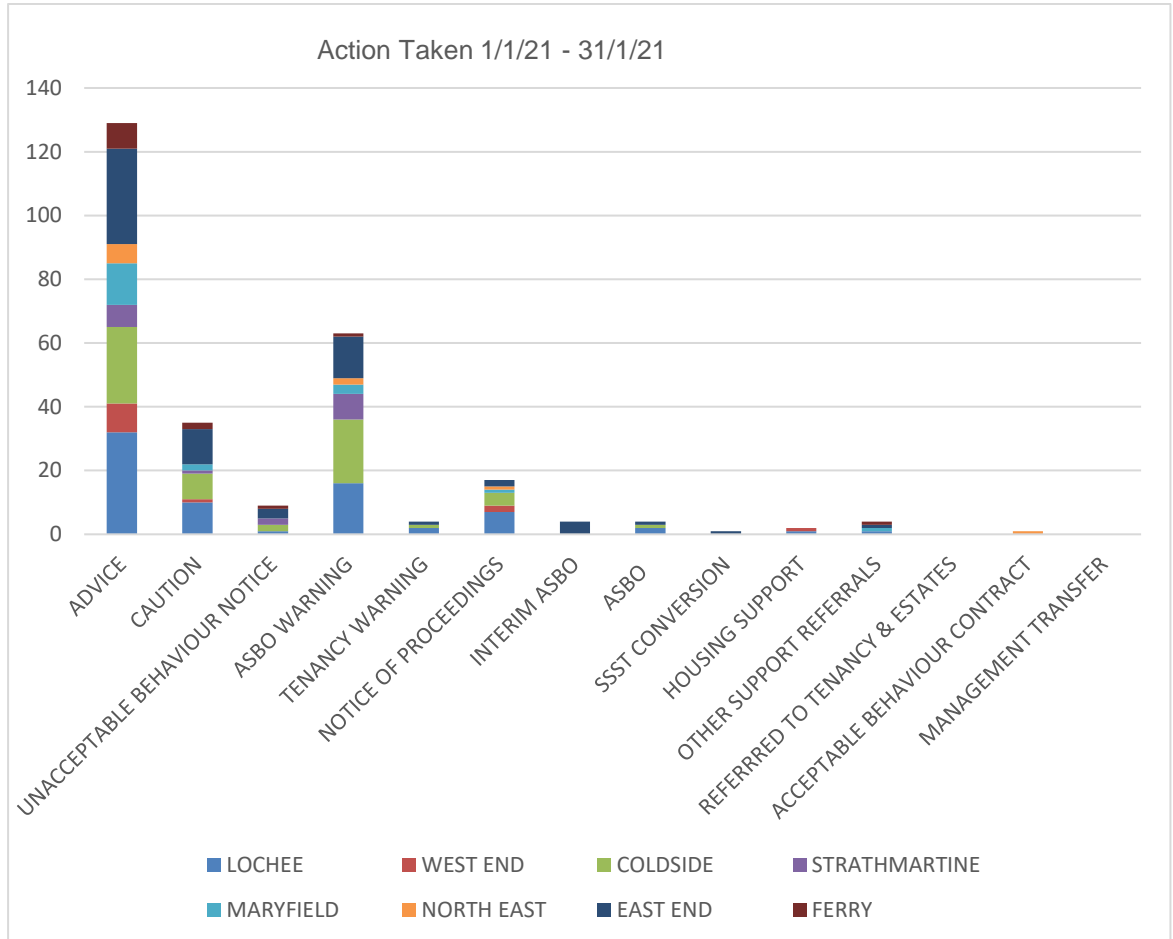


Appendix 2 – data table showing complaint types during the reporting period.

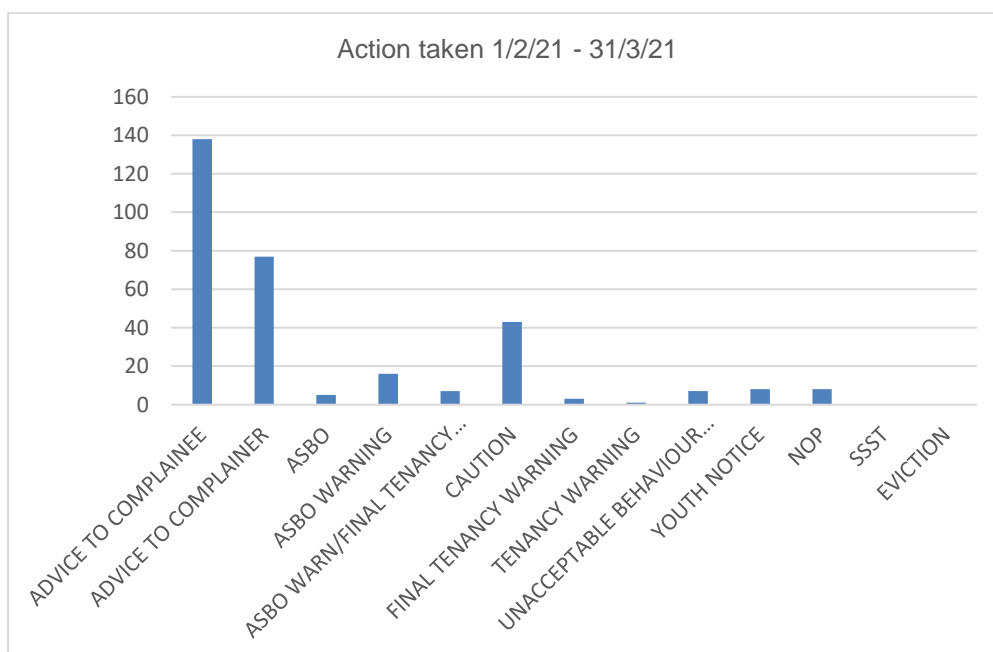
The Antisocial Behaviour Team are represented at the Early and Effective Intervention Group, which is led by Police Scotland. The Youth Justice Assessor at Police Scotland collates reports on young people who have been involved in offending behaviour. These reports are brought to the group which consists of Social Work Adolescent Teams, Education and the Antisocial Behaviour Team. There is also the option for the group to refer any young people on to SFRS where the offence has involved fire raising. The aim is for the groups involved to offer

interventions to address the offending behaviour. This may be through restorative work, education and/or warnings.

Responses to complaints per ward area between 1/1/21 – 31/3/21. January is reported separately to February and March due to using two recording systems.



The graph below shows the actions taken between 1/2/21 – 31/3/21, however, again as per previous reports on the new system these are not currently linked to ward areas:



Appendix 3 - data table showing action taken during the reporting period

## 5 POLICY IMPLICATIONS

- 5.1 This report has been subject to an assessment of any impacts on Equality & Diversity, Fairness & Poverty, Environment and Corporate Risk. A copy of the Impact Assessment is available on the Council's website at [www.dundee.gov.uk/ia/reports](http://www.dundee.gov.uk/ia/reports).

## 6 CONSULTATIONS

- 6.1 The Council Management Team were consulted on the preparation of this report and agree with its contents.

Elaine Zwirlein  
Executive Director of Neighbourhood Services

Tom Stirling  
Head of Community Safety & Protection

27 May 2021

## Appendix 1

EAST END	149	21%
LOCHEE	168	24%
MARYFIELD	57	8%
STRATHMARTINE	56	8%
COLDSIDE	162	23%
WEST END	43	6%
THE FERRY	31	4%
NORTH EAST	32	5%
TOTAL	698	

## Appendix 2

## JANUARY 2021

CATEGORY	LOCHEE	WEST END	COLDSIDE	STRATHMARTINE	MARYFIELD	NORTH EAST	EAST END	FERRY	TOTAL CAT	%
NOISE NUISANCE	53	18	41	16	15	7	55	7	212	50.84%
GENERAL NUISANCE	14	1	13	4	4	1	11	1	49	11.75%
VERBAL ABUSE OR THREATS	3	0	8	1	1	3	8	2	26	6.24%
HARASSMENT	9	2	5	4	2	0	5	1	28	6.71%
NEIGHBOUR DISPUTE	1	1	4	1	2	0	2	4	15	3.60%
DISTRURBANCE DUE TO DRUGS	23	1	19	6	5	2	10	1	67	16.07%
DOMESTIC ABUSE	1	0	0	0	0	0	0	0	1	0.24%
FIRE RAISING	0	0	0	0	0	0	0	0	0	0.00%
VIOLENT BEHAVIOUR	3	0	3	0	0	0	2	0	8	1.92%
PUBLIC NUISANCE	0	0	0	0	0	0	0	0	0	0.00%
VANDALISM	2	0	0	0	0	0	0	0	2	0.48%
YOUTH DISORDER	0	0	0	1	0	0	1	0	2	0.48%
NHS INCIDENT	0	0	0	0	0	0	1	0	1	0.24%
HATE INCIDENT	0	1	0	0	0	0	0	0	1	0.24%
SCHOOL	0	0	0	0	1	2	1	1	5	1.20%
<b>TOTAL WARD</b>	<b>109</b>	<b>24</b>	<b>93</b>	<b>33</b>	<b>30</b>	<b>15</b>	<b>96</b>	<b>17</b>	<b>417</b>	



## FEBRUARY/MARCH 2021

NOISE NUISANCE	237	58.66%
VERBAL ABUSE OR THREATS	45	11.14%
HARASSMENT	33	8.17%
NEIGHBOUR DISPUTE	3	0.74%
DISTURBANCE DUE TO DRUGS	49	12.13%
VIOLENT BEHAVIOUR	8	1.98%
VANDALISM	4	0.99%
YOUTH DISORDER	19	4.70%
NHS	5	1.24%
HATE INCIDENT	1	0.25%
TOTAL	404	

**NB Category totals will be higher than the number of complaints recorded due to ability to add multiple categories to cases.**

## NOISE COMPLAINTS

DOMESTIC ARGUMENTS	6	2.53%
EXCESSIVE HOUSHOLD NOISE	65	27.43%
GENERAL	50	21.10%
LOUD MUSIC OR TELEVISION	71	29.96%
PARTIES	20	8.44%
SHOUTING/ARGUING	25	10.55%
TOTAL	237	

## DRUGS COMPLAINTS

CANNABIS USE	10	20%
MISUSE	12	24%
SUSPECTED DRUG DEALING	27	55%
TOTAL	49	

## YOUTH DISORDER

EI	14	74%
FIRE RAISING	2	11%
GENERAL NUISANCE	3	16%
TOTAL	19	

## Appendix 3

## JANUARY 2021

Action taken	LOCHEE	WEST END	COLDSIDE	STRATHMARTINE	MARYFIELD	NORTH EAST	EAST END	FERRY	ACTION TOTAL
ADVICE	32	9	24	7	13	6	30	8	129
CAUTION	10	1	8	1	2	0	11	2	35
UNACCEPTABLE BEHAVIOUR NOTICE	1	0	2	2	0	0	3	1	9
ASBO WARNING	16	0	20	8	3	2	13	1	63
TENANCY WARNING	2	0	1	0	0	0	1	0	4
NOTICE OF PROCEEDINGS	7	2	4	0	1	1	2	0	17
INTERIM ASBO	0	0	0	0	0	0	4	0	4
ASBO	2	0	1	0	0	0	1	0	4
SSST CONVERSION	0	0	0	0	0	0	1	0	1
HOUSING SUPPORT	1	1	0	0	0	0	0	0	2
OTHER SUPPORT REFERRALS	1	0	0	0	1	0	1	1	4
REFERRED TO TENANCY & ESTATES	0	0	0	0	0	0	0	0	0
ACCEPTABLE BEHAVIOUR CONTRACT	0	0	0	0	0	1	0	0	1
MANAGEMENT TRANSFER	0	0	0	0	0	0	0	0	0

## FEBRUARY/MARCH 2021

ADVICE TO COMPLAINEE	138
ADVICE TO COMPLAINER	77
ASBO	5
ASBO WARNING	16
ASBO WARN/FINAL TENANCY WARNING	7
CAUTION	43
FINAL TENANCY WARNING	3
TENANCY WARNING	1
UNACCEPTABLE BEHAVIOUR NOTICE	7
YOUTH NOTICE	8
NOP	8
SSST	0
EVICTION	0
MANAGEMENT TRANSFER	0

*This page is intentionally left blank*