

REPORT TO: CITY GOVERNANCE COMMITTEE – 21 APRIL 2025
REPORT ON: EAST END COMMUNITY CONSULTATION
REPORT BY: EXECUTIVE DIRECTORS CHILDREN AND FAMILIES, NEIGHBOURHOOD SERVICES AND DIRECTOR OF LEISURE AND CULTURE
REPORT NO: 117-2025

1 PURPOSE OF REPORT

1.1 This report updates elected members on the results of the consultation and the review of the services which has been carried out and makes recommendations on changes to be implemented.

2 RECOMMENDATIONS

- 2.1 It is recommended that the Committee:
- a. Notes the outcome of the consultation attached as Appendix 5.
 - b. Approves to support the continued operation of Douglas Community Centre and Library as set out in section 6.1.
 - c. Approves the closure of The Hub Library and Community facility and redistribution of services within a timeframe of six months for the services and building to be closed after the opening of the Drumgeith Campus, as set out in section 6.3.
 - d. Approves the closure of Whitfield Library (The Crescent) and redistribution of services with a timeframe of six months after the opening of the Drumgeith Campus as set out in paragraph 6.4.
 - e. Defer a decision on the closure of Douglas Sports Centre and remit the Chief Executive to further review the operations and report back to a future committee as set out in section 6.2.
 - f. Note the review currently being considered in respect of the model of operation where Dundee City Council will occupy, run and manage the Campus with Leisure and Culture Dundee providing services such as sport, leisure, and library activities as detailed in section 7.
 - g. Delegate authority to Officers to review the charging model for Drumgeith Campus in line with Dundee City Council's agreed policy on charges.

3 FINANCIAL IMPLICATIONS

- 3.1 The estimated total savings associated with the closure of the Hub Library (recommendation 2.1 c) would amount to £30,000 per annum although there would be one off total one-off costs of £2,000 in relation to decant costs. As owner of the building, responsibility for non-domestic rates would revert to the Council. Whilst rates relief of 100% would be granted for 6 months from the date the property was empty, after this period the rates liability would be £13,000 per annum until an alternative use for the building was identified. Further details are included in section 6.3.
- 3.2 The estimated total savings associated with the closure of the Whitfield Library (recommendation 2.1 d) would amount to £26,000 per annum although there would be one off total one-off costs of £2,000 in relation to decant costs. This is based on 10% of the overall costs for the Crescent. As owner of the building, responsibility for non-domestic rates for this space would revert to the Council. Whilst rates relief of 100% would be granted for 6 months from the date the property was empty, after this period the rates liability would be £9,000 per

annum until an alternative use for the building was identified. Further details are included in section 6.4.

- 3.3 The vacant spaces will be marketed for lease or a potential sale where applicable. Third sector organisations will be prioritised to complement existing service delivery within the local area.
- 3.4 The additional staffing required for the single operating and governance model at Drumgeith Community Campus will be four Secondary School Support Assistants (SSSA) at £33,370 (£133,480) and two Campus Supervisors at £38,028 (£76,056). The total projected cost of the staff for this model is £209,536.

4 BACKGROUND

- 4.1 Report 241-2020 (Article VIII of Policy & Resources Committee on 28 September 2020 refers) agreed the principles and rationale of a community HUB model which aims to make best use of our high-quality school estate, explore how schools can be utilised more as community assets and better meet the needs of communities by integrating services for children, young people, their families, and the wider local community. It also takes on board learning from our Community Support Centres (CSCs) that were established as part of our COVID-19 response.
- 4.2 Report 106-2023 (Article II of Policy & Resources Committee on 27 March 2023 refers) agreed the building of the new East End Community Campus to provide a modern school and community facility. The campus will be accessible and inclusive, housing a music and drama centre suitable for city-wide school and community use, and with the inclusion of a café and library. Also included are sport facilities including floodlit, all-weather pitches, a fitness suite, and a dance studio in addition to the standard gym and games halls. All facilities are accessible during the day, evenings and weekends for combined community and school use.
- 4.3 Report 299-2024 (Article XII of the City Governance Committee on 28 October 2024 refers) agreed to a process to consult on the proposal to re-locate services from existing buildings in Whitfield, Linlathen and Douglas to the new East End Community Campus and options for the existing buildings, if they are deemed surplus to requirements.

5 CONSULTATION PROCESS AND SUMMARY OF FEEDBACK

- 5.1 Dundee City Council is building a new Community Campus to serve the North East and East End of the city which will open in August 2025. As part of this flagship project, the Council, in partnership with Leisure and Culture Dundee, consulted on the proposed relocation of both Council and Leisure & Culture Dundee run services from the following facilities:
 - 1. The Hub Library & Community Facility
 - 2. Whitfield Library (The Crescent)
 - 3. Douglas Community Centre & Library
 - 4. Douglas Sports Centre
- 5.2 The consultation was carried out between 4 November to 15 December 2024. The key aim was to identify any impacts the relocation of services from these facilities would have on the local community, consider any measures that could be taken to mitigate or lessen these where appropriate, and explore the future of the existing community buildings.
- 5.3 Consultees were able to respond to the consultations online via the Council's website. It was important that all users of the facilities and the wider communities had a fair and equal opportunity to take part, so paper copies were made available from libraries and the affected facilities. Fourteen public drop-in sessions were held, six in Douglas Community Centre and Library, four in Douglas Sports Centre, three in the Hub Library and one in Whitfield Library.

- 5.4 Regular promotion of the consultation was undertaken during this period to encourage feedback. There were a total of 1334 responses to the questionnaire, 641 online and 693 paper versions, a further 7 separate written submissions were received directly. Since questions were optional, response totals vary. Results are shown as proportions of respondents for each question.
- 5.5 Just over half of the respondents (55%) live in the DD4 postcode and the ward breakdown shows the Top 3 areas respondents live in are East End 46%, the Ferry 22% and North East 13%.
- 5.6 Responses in relation to travel to and from venues show that the majority 58% (made up of 42% car, bus 11% & cycle 5%) use a mode of transport other than walking. Walking is the second highest mode after car at 41%.
- 5.7 The key impact themes mentioned were: accessibility, mental health and isolation, community identity and impact on specific services/activities. Respondents requested more detail in respect of the campus model.
- 5.8 Respondents were asked to make suggestions regarding how any potential re-location could work better and/or mitigate impacts on them. The key suggestions made were:
- A dedicated community transport service with disability access
 - Provision of safe and well-lit walking routes to the Drumgeith Community Campus
 - Community asset transfer to local groups, local and national sporting organisations, or third-sector parties
 - Exploring expansion of activities in other facilities across the city such as Grove Academy
 - Merging libraries into one local space and reducing opening hours
- 5.9 **Douglas Community Centre and Library**
- 5.9.1 632 respondents stated that they used Douglas Community Centre and Library. 72% of those who provided postcodes were from the East End ward.
- 5.9.2 Other key information on the respondents:
- 66% were females
 - 11% were aged under 16
 - 45% were aged between 35 and 64 years old
 - 27% were aged 65 and over
 - 35% had a disability
 - 22% were working full time
 - 27% retired
 - 8% were unemployed
- 5.9.3 The most common activities that respondents stated that they used in Douglas Community Centre and Library were the Community Cafe 70.3%, After School Club 55.8% and Community Representative / Action Groups 54.2%.
- 5.9.4 88.4% of those who stated they used Douglas Community Centre and Library said that moving activities to the Campus would have a negative impact on them.
- 5.9.5 When providing more detail on the impact of moving activities to the Campus overall, there was a high response against closing the Community Centre and Library. Many respondents considering it a vital community asset for access to services and activities within the area and there was concern that closure would lead to feelings of isolation.

5.9.6 The most common issue identified by respondents was regarding access to the Campus. This related to concern about the increased distance they would need to travel to access services. It was felt that this would be particularly challenging for those with mobility issues or without access to reliable transportation.

5.10 Douglas Sports Centre

5.10.1 816 respondents stated that they used Douglas Sports Centre. 34% of those who provided a postcode were from the East End, 32% from The Ferry and 13% from the North East.

5.10.2 Other key information on the respondents:

- 55% were females
- 3% were aged under 16
- 52% were aged between 35 and 64 years old
- 26% were aged 65 and over
- 24% had a disability
- 38% were working full time
- 30% retired
- 3% were unemployed

5.10.3 The most common activities that respondents stated that they used Douglas Sports Centre and for were sporting, leisure, and social activities 67.9%, health and wellbeing 55.8% and family activities 27.5%.

5.10.4 89.8% of those who stated they used Douglas Sports Centre said that moving activities to the Campus would have a negative impact on them.

5.10.5 When providing more detail on the impact of moving activities to the Campus, there was a high response against closing the Sports Centre. Respondents expressed concern about the impact on the current activities available and whether the new facilities will be able to accommodate the same level of service. It was felt that there was a lack of alternative facilities across the city which can accommodate activities and reduction in access to these activities could impact on health and wellbeing.

5.11 The Hub Library and Community Facilities

5.11.1 236 respondents stated that they used The Hub Library and Community Facilities. 68% of those who provided a postcode were from the East End and 14% from the North East.

5.11.2 Other key information on the respondents:

- 62% were females
- 8% were aged under 16
- 57% were aged between 35 and 64 years old.
- 12% were aged 65 and over
- 46% had a disability.
- 23% were working full time
- 20% part time
- 10% retired.
- 14% were unemployed

5.11.3 The most common activities that respondents stated that they used The Hub Community Facilities and Library for were welfare/benefit/financial/employability/advice services 18%, library services 16.6% and access to computers 13.6%.

5.11.4 91.5% of respondents stated that the closure of The Hub Community Facilities and Library would have a negative impact on them.

5.11.5 When providing more detail on the impact of moving activities to the Campus, it was felt that there are particular activities at The Hub which provide a vital support service for those who live within a disadvantaged area and that these should remain within the community. Concern was expressed around the stigma of accessing some of services within what is seen as a school environment.

5.12 Whitfield Library

5.12.1 140 respondents stated that they used The Hub Library and Community Facilities. 68% of those who provided a postcode were from the East End and 14% from the North East.

5.12.2 Other key information on the respondents:

- 57% were females
- 13.9% were aged under 16
- 53.3% were aged between 35 and 64 years old
- 12.4% were aged 65 and over
- 19.1% had a disability
- 34.3% were working full time
- 24% part time
- 12% retired
- 5% were unemployed

5.12.3 The most common activities that respondents stated that they used Whitfield Library for were library services 9.5%, Alternative to school/learning during school day 6.5%, community cafe 6.5%.

5.12.4 85.7% of respondents stated that the closure of Whitfield Library would have a negative impact on them.

5.12.5 When providing more detail on the impact of moving activities to the Campus, concern was expressed that the closure of libraries would have a significant impact on the community particularly those with young children and the elderly. A number of respondents stated that the library provides more than access to books and is regarded as a safe community space to which access should be kept that is local to the community. The impact of relocating three libraries within one space was highlighted as a concern by proportion of respondents who used the libraries.

6 PROPOSED CHANGES

6.1 In addition to the consultation officers have explored the services provided from each facility and how these link to the facilities available in Drumgeith Community Campus. The additional information to support the recommendations being proposed for each facility is set out below.

6.1.1 Douglas Community Centre and Library

6.1.2 Alongside the public consultation a review has been undertaken of services delivered from Douglas Community Centre and Library (see Appendix 1).

6.1.3 The review concludes that Douglas Community Centre has an important role in the delivery of many key services for the people of Douglas and these services are best retained in Douglas. These include the food larder, recovery cafe, connected growing projects with Douglas Open Spaces and link up projects with primary schools and the local GP. The review further

concludes that Douglas Community Centre and Library and the new campus operate a hub and spoke model where each site is complimentary to the other and there is an integrated offer across the communities served by the two facilities.

6.1.4 The rationale for this recommendation is:

- The extensive reliance by residents of Douglas on the critical services which help mitigate cost of living pressures which are easily accessible by residents in one of the most disadvantaged areas of the city.
- The significance attributed to the community centre by key anchor organisations, such as primary schools and GP surgery, lies in its ability to provide an integrated, locality-based service within the Douglas community.
- The high level of investment, over £1,560,000, that the Douglas community has been able to leverage into their area in recent years and the social value that investment is now demonstrating.
- The economic and social value of volunteering and community empowerment being demonstrated by the Douglas community in the Douglas Community Centre which is contributing towards Local Community and City Plan priorities.
- The Douglas Local Management Group will collaborate with the Campus to deliver initiatives that complement the Campus's objectives within Douglas.
- Provide services from the community centre and the Campus, especially for young people, using a hub and spoke model to plan and complement services without duplication.
- The ability to move some services from the community centre into the campus will free up space to develop new community-based initiatives with key partners, especially GPs and schools.
- The ability to maintain and develop Douglas Community Library, Leisure and Culture Dundee will investigate library innovations to enhance the services delivered from this location, including self-service options to extend opening hours, social, educational and community focused activity and learning spaces. The Douglas Library offer will be designed to complement the new community library at the Campus.

6.1.5 Officers are engaging with the Douglas Local Management Group and other Local Community Planning Partners to develop an integrated approach outlining which services could go to the Drumgeith Community Campus and which could be retained in Douglas as part of a complimentary hub and spoke model of operation.

6.2 Douglas Sports Centre

6.2.1 The consultation process has highlighted that users of Douglas Sports Centre are particularly concerned about the impact on the available sports activities and whether the new facilities will maintain the same level of service. There is a perceived lack of alternative facilities across the city that can accommodate these activities. Two interests and a third expression of interest from the current operator Leisure & Culture Dundee for Community Asset Transfer have been received since the launch of the consultation.

6.2.2 Based on the consultation process, and given the high response against closing the Sports Centre it is recommended to defer a decision on the closure of Douglas Sports Centre and remit the Chief Executive to further review the operations and report back to a future committee. The rationale for this recommendation is to allow for further consideration of the following aspects:

- Health and Wellbeing
- Affordable Activities

- Community Engagement
- Support Services
- Social Return on Investment
- Financial Impact
- Demand

6.3 The Hub Library and Community Facility

- 6.3.1 The community activity delivered from The Hub has been reviewed. Officers will engage with the free cycle, food larder and other groups about options for relocating their services. Other accessible venues have been considered to accommodate these within the local area and will engage with other organisations.
- 6.3.2 The Hub Library activity will be accommodated in other library venues including the Campus. Leisure and Culture Dundee will consider other accessible venues for services such as bookbug in neighbouring buildings where appropriate. Leisure and Culture Dundee will work with communities, local venues and partnerships.
- 6.3.3 Library staff currently based in the Hub Library will be redeployed into alternative libraries across the city.

6.4 Whitfield Library

- 6.4.1 Whitfield Library has a footfall of less than 10,000 visits per year. This combined with the consultation results and the ability to redistribute the activity in the library, supports the recommendation to close Whitfield Library.
- 6.4.2 Customer numbers can be accommodated in other libraries including the Campus.
- 6.4.3 Leisure and Culture Dundee will ensure that, alternative provision is made for users in the campus.
- 6.4.4 Library staff currently based in Whitfield Library will be redeployed into alternative libraries across the city.

7 OPERATING MODEL OF DRUMGEITH CAMPUS

- 7.1 The development of the Drumgeith Community Campus and Greenfield Academy is part of Dundee City Council's transformative vision to create a state-of-the-art learning environment for both the school and the wider community.
- 7.2 The opening of Dundee's first purpose-built community campus offers an opportunity to establish a governance model that maximises the use of all the facilities for the benefit of the whole community.
- 7.3 The Children and Families Service, Communities Service, and Leisure and Culture Dundee (LACD) are collaborating to optimise the use of facilities for the entire community while maintaining a smooth user experience.
- 7.4 A review is currently underway to develop an effective single governance and operating model for the Drumgeith Community Campus. The full operational costs of the new community campus are still to be determined although it is envisaged this will be offset by the additional income generated from service users and any remainder will be contained within the Children & Families Revenue Budget.
- 7.5 The governance framework will ensure that the Drumgeith Community Campus operates efficiently, transparently, and sustainably, meeting the needs of all stakeholders while

maintaining high standards of safety, compliance, and community engagement. Dundee City Council will manage the facility, and a service level agreement will be established for all partners.

7.6 This model will:

- Deliver a seamless, one-stop shop experience for all users of the Campus, regardless of which service they are accessing
- Provide a streamlined central booking system that meets the needs of all stakeholders
- Allow priority programming for local community activities aligned with The Dundee City Plan and Local Community Planning Partnership (LCPP) plans
- Support effective partnership working with the range of partners and service providers involved in the Campus
- Establish safeguarding processes for all users, specifically around the interface between the school and community
- Establish an Integrated Campus Programming Group to help maximise community, leisure, and sports use. The group will manage and coordinate programming of all available spaces. This group will involve partners including Communities, Leisure and Culture Dundee, Tayside Contracts and the Campus Leadership Team and will be led by the Campus Leader
- Facilitate partnerships and collaboration with community groups and local organisations to promote a vibrant and inclusive environment.

8 POLICY IMPLICATIONS

8.1 This report has been subject to an Integrated Impact Assessment to identify impacts on Equality & Diversity, Fairness & Poverty, Environment and Corporate Risk. An impact, positive or negative, on one or more of these issues was identified. An appropriate senior manager has checked and agreed with this assessment. A copy of the Integrated Impact Assessment showing the impacts and accompanying benefits of/mitigating factors for them is included as Appendices to this report.

9 CONSULTATIONS

9.1 The Council Leadership Team have been consulted in the preparation of this report and are in agreement with its contents.

10 BACKGROUND PAPERS

10.1 None.

Audrey May
Executive Director of Children & Families

31 March 2025

Tony Boyle
Executive Director of Neighbourhood Services

Judy Dobbie
Director of Leisure & Culture Dundee

East End Campus Engagement

Approval for the East End Community Campus was granted on 25th January 2021. The project board was established in the summer of that year. Council officers engaged with schools and community groups to gather input for the design brief, reflecting stakeholders' needs and aspirations.

From May 2021, council officers collaborated with V&A Dundee through UNESCO City of Design and National Design Museum activities, integrating design principles across various audiences. Workshops and consultations demonstrated Dundee City's commitment to incorporating community voices and strengthening partnerships with schools, community workers, and policymakers.

In the first six months, 21 engagement sessions were conducted across the North East and East End of the city. These included designer-led walks with primary schools focusing on travel to school and the Scottish government's '20-minute neighbourhood', and workshops exploring themes such as wellbeing, nature, sports, creative play, accessibility/inclusion, and traffic. Pupils provided input on what they wanted to see in the new campus, including better toilets, more comfortable uniforms, social areas, outdoor space, and a dance studio.

Further activities included co-design sessions with young people, families, and community members, exploring how the community campus could encourage lifelong learning and positive destinations for young people. The engagement sessions involved a wide range of participants, including young people, families, teachers, designers, and community workers.

Throughout 2022, 2023 and 2024, additional engagement sessions focused on active travel needs, groundbreaking events, sports hubs and clubs, and community feedback. Regular engagement with city-wide pupil voice and communities continued, influencing the design development of the new campus. Meetings with schools, community representatives, and various stakeholders helped refine the plans and address concerns.

Workshops Overview

The workshops were an integral part of the engagement process, aimed at gathering input from various stakeholders including pupils and community members to inform the design and development of the new campus. In the first six months, a total of 21 engagement sessions were conducted across the North East and East End of the city. These sessions included designer-led walks with primary schools focusing on travel to school and the Scottish Government's '20-minute neighbourhood'.

Specific Workshops

1. **Workshop 1:** Focused on pupils from Ballumbie Primary School and community members from Whitfield, centred around the Crescent.
2. **Workshop 2:** Involved pupils from six out of seven cluster primary schools visiting the Drumgieth Site. Designer-led consultations focused on the future of education and conceptualising an ideal new campus.
3. **Workshop 3:** A family-focused summer workshop at Finlathen Park with families primarily from Fintry. Engagement activities centred on green spaces, the new community campus, and its potential outdoor space and facilities.
4. **Workshop 4:** Held in Douglas, involving senior community members. The reminiscence project was part of the 'Year of the Older Person', featuring multi-generational designer-led sessions to explore how older community members might use the community space.

5. **Workshop 5:** Young People (post-school, some in training/unemployed). Design-led sessions explored their formal education experiences and considered what a Community Campus might need to attract those with negative school experiences back to adult learning. At Brooksbank, young people focused on employment and positive outcomes with emerging opportunities from the new community building. Sessions explored the role of the Campus as a lifelong learning hub and co-design ideas to make it appealing for young people to return to learning.

Themes and Feedback

The workshops revealed several core themes: wellbeing, nature, sports, creativity, play, accessibility/inclusion, and traffic. Local school pupils expressed their preferences for the new campus, including accessible toilets, comfortable uniforms, social areas for year groups, improved outdoor spaces, larger corridors, comfortable seating, a dance studio, and a digital sports arena.

Participants

The total number of participants across the workshops included 236 individuals from various parts of the community. Co-design training was delivered to the Community Empowerment Team, and co-design events engaged 78 people, with data captured and 47 responses received from online consultations.

Additional Activities – 2021 - 2022

In late October 2021, a workshop at the V&A provided an overview of the What If? Dundee project. This allowed various community members to discuss potential service improvements for Dundee's North and East End. Pupils contributed ideas like a mental health hub, cafe, sports activities, and a garden, emphasising community ownership.

Subsequent activities included developed design workshops for DCC Communities team, engaging P6 pupils from Claypotts Castle and Craigiebarns, gathering data from younger pupils (P1/2) in feeder primaries, training events with designers for DCC Communities' Officers, co-design sessions with teachers from Craigie High School and Braeview Academy, and conducting sessions with current S3 pupils on school usage.

Community engagement events informed the design before planning application. Updates were discussed regularly at LCPP meetings, encouraging community ownership.

Communities Sessions were held to inform learning. CLD Communities Officers and a representative from the Menzieshill Local Management Group, who have experience of operating from shared community facilities in the Hilltown Community Centre and Menzieshill Community Hub, shared their experiences and learning. The main points raised and considered through discussion were:

- The need for ample storage space for various community group needs.
- Soundproofing rooms to allow different activities simultaneously.
- Implementing a suitable governance model that works for the school and the community.
- Creating flexible and adaptable spaces to accommodate different programmes in one area.

2023

As we ventured into 2023, the momentum for community-driven initiatives and active engagement continued to thrive. Several sessions were organised to address various facets of the community's evolving needs, bringing together diverse stakeholders to collaborate and share insights. Each session aimed to foster a deeper understanding of the requirements and aspirations of Dundee's residents, particularly focusing on active travel, sports facilities, and the overall development of the East End Community Campus. These sessions played a crucial role in shaping the future trajectory of community services and infrastructure, ensuring a holistic approach to growth and improvement.

Active Travel Session

This partner meeting explored the active travel needs of the campus and its relationship with wider paths and travel networks. An action from this meeting included a site visit to understand the network need better, identify access improvements to the site, and develop potential support from Cycling and Sports Scotland.

Groundbreaking EECC Event

The Cabinet Secretary for Education and Skills visited to mark the beginning of construction work for Dundee's first Community Campus, attended by officials and community members. Footprints were cast in concrete to signify the event.

Sports Hubs and Clubs Teams Session

Representatives from various sports clubs explored design plans for sporting facilities. Key points included concerns about the suitability of the 2G sand dressed pitch for football, assurance that 3G pitches would be IRB compliant for rugby, and the accommodation of volleyball and basketball indoors.

Sports Pitches Strategy Consultation Event

The Pitches strategy group discussed external facilities needs for clubs, communities, and schools. The outcome led to a joint proposal for a second synthetic pitch at East End Community Campus.

Douglas Local Management Group Session

EECC Project Delivery Team met with Douglas Community Centre Local Management Group to discuss project views. Main points included positive reception of campus resources tempered by concerns over potential closure of Douglas Community Centre.

Kennoway Pump Track Visit

This visit was organised collaboratively by Sports Scotland, architects, City Development, Education and Communities, along with colleagues from Fife Council. The purpose was to explore and understand the educational and community benefits of infrastructure related to broader active travel discussions.

Community Engagement Event at Douglas Community Centre

The event aimed to invite the wider community to an open engagement drop-in session with the EECC project delivery team. Approximately 30 residents attended, including several young individuals from the Douglas Youth Group.

Community Engagement Event at Finmill Community Centre

Key feedback points included positive views on additional community, sports, and recreational activities providing more opportunities for the local community.

Citywide Pupil Voice

Regular engagement with city-wide pupil voice continued regarding their views and influence on the design development of the new campus. Over the sessions, areas such as learner engagement, curriculum design, and recreational activities provided further reassurance that spaces and areas are being delivered with the needs of the learners and community in mind.

2024

Reflecting on the sessions in 2024, the extensive community engagement demonstrated a dedication towards addressing the varied needs and aspirations of all involved stakeholders. The sessions, spanning from digital planning discussions with school IT leads to community engagement events, showcased the project's commitment to an inclusive and dialogue-driven approach.

January-March 2024 Engagements

A digital planning discussion was held with school IT leads, the Digital Support Officer, and the Digital Education Lead Officer to develop digital approaches to learning and secure professional support from Microsoft Tablet Academy. This aimed to facilitate joint delivery within the new campus environment for a seamless transition and enhanced learning experiences. Furthermore, a session with school representatives and D&A College at the Skills Academy in Michelin Scotland Innovation Park explored opportunities for joint curricular delivery and required equipment.

In March 2024, meetings with Schools Admin, Library, Leisure & Culture, and Communities representatives finalised designs and layouts for the reception desk and library. Additionally, areas within the Campus learning plazas were identified to deliver individual reading resources specific to subject departments and curricular requirements. A further two Community Engagement sessions took place in February 2024 in Whitfield and the Mid Craigie/Linlathen area.

The Crescent Public Engagement Session

Held on 6th February, this session shared paper-based plans and visuals along with a virtual walkthrough digital presentation. Officers were available to answer questions and encourage discussions. The engagement received positive feedback, with attendees acknowledging the wider impact of the community campus. Specific interests included using sports/exercise facilities, accessing sports clubs in the evening and weekends, arts and crafts opportunities, a community café, and a playgroup for preschool children.

Rowantree Primary School Engagement Session

On 7th February, an evening family engagement session at Rowantree Primary School was attended by 50 individuals. Participants viewed the plans, watched a 3D walk-through demonstration, and asked questions. Adult attendees appreciated the opportunity to see the plans and discuss the project in detail. Notable points included enthusiasm among primary-age children about attending the high school in the future, stakeholders believing the campus facilities would benefit their children, and community members showing interest in accessing facilities like the gym during the day.

Pump Track and Cycle Hub Engagement Session at Douglas Community Centre

On 20th February, this event was delivered by the Community Empowerment Team in partnership with the Cycle Hub and V&A. Activities included Dr Bike and Crazy Bikes to encourage local attendance. Fourteen local adults participated and completed the cycling survey, while twenty young people engaged in a co-design activity with V&A staff, sharing their views and creative designs related to the potential Pump Track development. Additionally, 148 responses were received through an online survey, with 113 respondents feeling the installation of a pump track would benefit the local community.

Brechin Community Campus Visit

On 21st June, representatives from the project team, DCC support services staff, school staff, communities' officers, and community groups including Douglas LMG visited Brechin Community Campus. This visit offered insights into successes and lessons learned regarding space utilisation and collaborative working. Community representatives observed a community campus in operation and offered reflections and points to consider moving forward.

Engagement Session

An engagement session occurred with Community Learning and Development workers, including the Adult Literacy Team, Community Health Team, Youth Work Team, Community Empowerment, and the project team. This initiative aimed to raise awareness of the new campus and its facilities. Permanent displays in the Communities building were also set up to provide information.

School Parent's Nights

A series of sessions were planned for school parent's nights during the 2024-25 academic year to reach a larger section of the community. Engagement sessions were held at Craigie High senior phase parent's night on 2nd October and at Braeview S1 parent's night on 23rd October.

Conclusion

The extensive engagement sessions reflect a strong commitment to ensuring the East End Community Campus project caters to the diverse needs and aspirations of its stakeholders. By involving pupils, parents, community members, and various professional groups, the project has fostered a collaborative environment that is conducive to creating a dynamic and inclusive space for learning and recreation. As the campus moves towards completion, these collective efforts will undoubtedly contribute to a facility that truly embodies the spirit and values of the community it serves.

Douglas Community Centre and Library Review

The East End Community Campus Governance Group has undertaken this review to consider an integrated service model across the communities served by the Drumgeith Community Campus and to assess how best the services delivered from Douglas Community Centre would fit into that model.

1. Evidence

In the course of this review the following evidence has been considered:

- Extensive consultation with the Douglas community about the operations of the Drumgeith Community Campus.
- An audit of existing provision run from Douglas Community Centre and Library.
- A user survey was undertaken by the Douglas Local Management Group in summer 2024.
- Meetings between the Douglas Local Management Group and senior leaders within Dundee City Council.
- Feedback from the Douglas Local Management Group representative on the East End Campus Project Board.

2. Findings**Community Connection**

Over 300 people use Douglas Community every day with almost all of those being from the DD4 postcode evidencing that the centre is a valued asset within the community. The consultation carried out by the Local Management Group found that people visit the centre to reduce social isolation, improve mental health, learn new skills, and access support services. Respondents value the range of opportunities available in the Community Centre and place importance on these opportunities being available close to where they live. A few respondents described the support they have accessed through the centre as life saving.

3. Volunteering

Almost all of the provision run out of Douglas Community Centre is volunteer led and is making a tangible contribution to our Local Community Plan and City Plan outcomes. This includes provisions such as Douglas Food Cupboard, a Recovery Cafe, Family Meal Night, and a variety of services for older people. Over thirty community volunteers regularly give their time equating to around 300 volunteer hours per week or £197,000 per annum if measured against the Real Living Wage. These volunteers are committed to Douglas and there is a material risk in moving services out with Douglas that this voluntary contribution would be lost.

4. Inward Investment

The Douglas community has attracted inward investment of £1,560,000 million in recent years to develop community parkland, gardens, play equipment and capital improvements within the centre itself. This money into the community is producing tangible benefits with partners in close proximity to Douglas Community Centre.

5. Links with Primary Schools

The local Primary Schools make use of the community centre, library, parks, and gardens all being in one place. The local Primary Schools have growing beds in the garden and use the ark for environmental projects. Both schools have community-based learning activities running several times a week from Douglas Community Centre, including cooking classes, arts projects as well as curricular daytime activities for whole families where family learning happens in school time in the centre. The proximity of the community centre to the schools and to where families live is seen as important to the success of these projects.

6. Links with GP Surgery

Innovative links between Douglas Community Centre and the local GP have been established and there is now a formal process for GPs to refer patients to the community centre where people can access community-based supports, as well as the Douglas Advice Hub. This is aimed at reducing isolation and improving health and wellbeing within the community and the proximity of the community centre to the GP provision makes this easily accessible for people with vulnerabilities.

7. Library

The library space in Douglas is used by the local primary schools. The library is well placed to test innovative new ways of delivering a community library service including automated methods of book lending. The IT resources in Douglas are well used by the surrounding community and there would be value in continuing to offer this service. There is also the opportunity to expand on the advice services offered in Douglas by hosting in the library space.

The library delivers activities for children and adults, including a craft club, storytelling sessions, Bookbug, and digital support.

Douglas Library visitor number for 2023/2024 is 14936. This figure is lower than pre-pandemic levels; however, it represents an increase of over 3000 visits on 2022/2023 figures. In 2018/2019, the last full year prior to the pandemic, the visitor number was 17058, representing a 13% fall in visits.

Douglas Library is approximately 22 minutes' walk from the new campus.

8. Integrated Working Model

The opportunities presented by the new campus to work alongside Douglas Community Centre using a hub and spoke model have been explored and all parties are committed to having an integrated community offer across the sites with Douglas Community Centre continuing to offer social and educational opportunities to compliment the offer in the new campus. Some work, for example evening and diversionary youth work, dance and music provision and community celebration events, has been identified as sitting better within the new campus.

9. Conclusion

The conclusion of this review is that Douglas Community Centre is retained as the majority of services are best suited to continue to be run out of this centre.

Officers will engage with the Douglas Local Management group and other Local Community Planning Partners to develop an integrated offer outlining which services should go to the Drumgeith Community Campus and which should be retained in Douglas as part of a complimentary Hub & Spoke model of operation.

Review of the Hub Library

This review has been undertaken to consider an integrated service model across the communities served by the East End Community Campus and to assess how best the services delivered from The Hub Library would fit into that model.

Evidence

- Consultation with the Linlathen community about the operations of the East End Community Campus
- An audit of existing provision run from The Hub Library

Findings

Communities Service Supported Community Activity

Services include the volunteer run food larder and freecycle as well as CLD adult literacies work. The food larder and freecycle both operate once per week with the freecycle also being available throughout the week. It is also used for occasional meetings for local groups.

Around 40 people per week access the food hub and freecycle which is run by eight volunteers. The freecycle is a social enterprise selling secondhand clothes and household goods at affordable prices to subsidise the larder.

Other accessible venues have been identified to accommodate the food hub and freecycle within the local area. The Service will engage with free cycle, food larder and other groups about the options for relocating their services if the Hub closes.

All other community work and Communities provision would be able to be retained in Linlathen by making use of other nearby community resources including the Campus.

Library

In addition to the provision of library books and IT access with support in basic IT skills, the Hub Library delivers a range of services for adults and children. These include Book Chat sessions, Local History groups, Bookbug, Lego Club and storytelling sessions, as well as hosting regular nursery visits from Rowantree Nursery and Butterflies Nursery. Some of these activities take place on an ad hoc basis, which varies in response to demand.

The Hub Library visitor number for 2023/2024 is 14,403. This represents an increase of just over 2,000 visits on 2022/2023 figures. In 2018/2019, the last full year prior to the pandemic, the visitor number was 17,529, representing an 18% fall in visits.

The Hub Library is approximately 16-18 minutes' walk from the new campus.

Through working with other resources in the area, elements of this provision will continue to be provided. This will include opportunities to access books and the book request service as well as activities which support participation in reading and storytelling.

Review of Whitfield Library

This review has been undertaken to consider an integrated service model across the communities served by the East End Community Campus and to assess how best the services delivered from Whitfield Library would fit into that model.

Evidence

- An audit of existing provision run from Whitfield Library

Library

In addition to the provision of library books and IT access with support in basic IT skills, Whitfield Library delivers a range of services for adults and children. These include Bookbug sessions and visits from primary schools and nurseries. The walking distance from the majority of the schools and nurseries visiting Whitfield Library is between 3 and 10 minutes, and to the Drumgeith Campus between 13 and 17 minutes.

Whitfield Library visitor number for 2023/2024 is 9,630. This represents an increase of just over 400 visits on 2022/2023 figures. In 2018/2019, the last full year prior to the pandemic, the visitor number was 25,143, representing a 62% fall in visits. This figure included customers accessing the community cafe.

Whitfield Library is approximately 12-15 minutes' walk from the new campus, and it is envisaged that the new library facility will provide access to the range of services currently available at Whitfield Library.

This page is intentionally left blank

Drumgeith Community Campus

Consultation Report



This page is intentionally left blank

Contents

Introduction	1
Analysis of responses	1
Questions 1-11	
Protected characteristic and area breakdowns	9
Disabilities and health conditions	9
Sex	11
Age	11
Ethnicity	12
Sexual orientation	13
Religion	15
Legal marital status	16
Pregnancy or maternity leave	16
Socio – economic	17
Geographic breakdown	18
Demographics	21
Sex	21
Age	21
Disabilities and health conditions	23
Ethnicity	23
Sexual orientation	24
Religion	25
Legal marital status	25
Pregnancy or maternity leave	26
Current employment status	26

This page is intentionally left blank

Community Campus Consultation Report

INTRODUCTION

Dundee City Council is currently building a new Community Campus to serve the East End of the city which will open in August 2025. As part of this project, the Council, in partnership with Leisure and Culture Dundee consulted on the proposed relocation of both Council and Leisure & Culture Dundee run services from the following facilities:

1. The Hub Library & Community Facilities
2. Whitfield Library (The Crescent)
3. Douglas Community Centre & Library
4. Douglas Sports Centre

The consultation was carried out between 4 November to 15 December 2024, the key aim was to identify any impacts the relocation of services from these facilities would have on the local community, consider any measures that could be taken to mitigate or lessen these, and explore the future of the existing community buildings.

Consultees were able to respond to the consultations online via the Council's website. It was important that all users of the facilities and the wider communities had a fair and equal opportunity to take part, so paper copies were made available from libraries and the affected facilities. Fourteen public drop-in sessions were held, six in Douglas Community Centre and Library, four in Douglas Sports Centre, three in the Hub library and one in Whitfield Library.

Regular promotion of the consultation was undertaken during this period to encourage feedback. There was a total of 1334 responses to the questionnaire 641 online and 693 paper versions, a further 7 written submissions were received directly. Questions were optional therefore the base number of responses for each question below will differ, results are provided as a proportion of those who answered each question.

Demographic summary of respondents

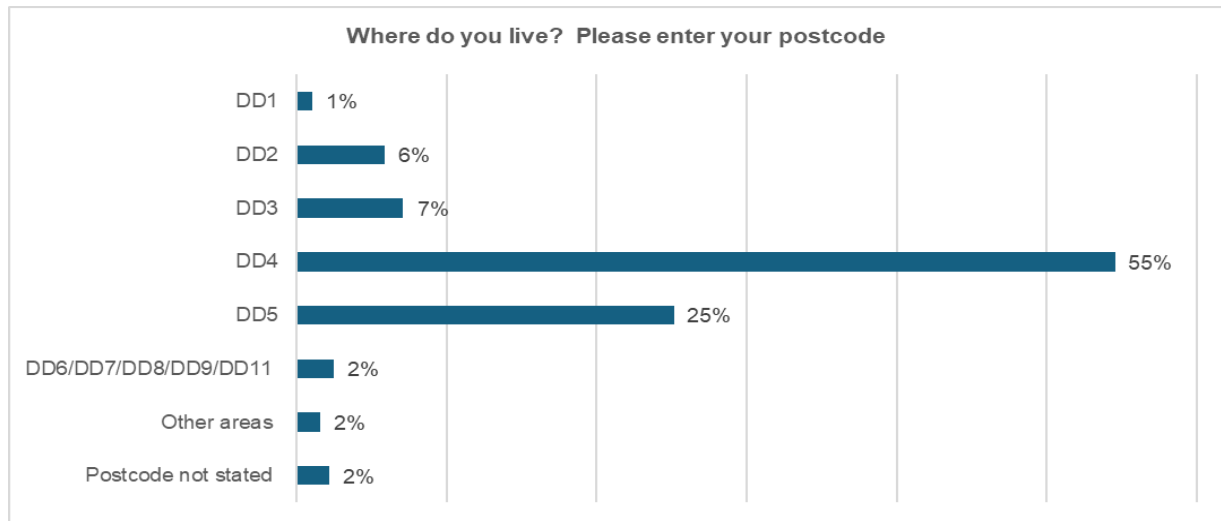
- 60% were female
- 6% under the age of 16
- 30% aged 45 to 64
- 24% aged 65 and over
- 27% had a disability
- 31% stated that their day-to-day activities were limited because of a health problem or disability which has lasted or is expected to last, at least 12 months
- 23% had a long-term illness or health condition
- 22% had a mental health condition
- 30% were working full time, 13% part time
- 29% were retired
- 6% were unemployed
- 34% stated that they looked after or gave help/support to family members, friends, neighbours because of either long-term physical/mental ill-health/disability or problems related to old age

ANALYSIS OF RESPONSES

1. Where are you from?

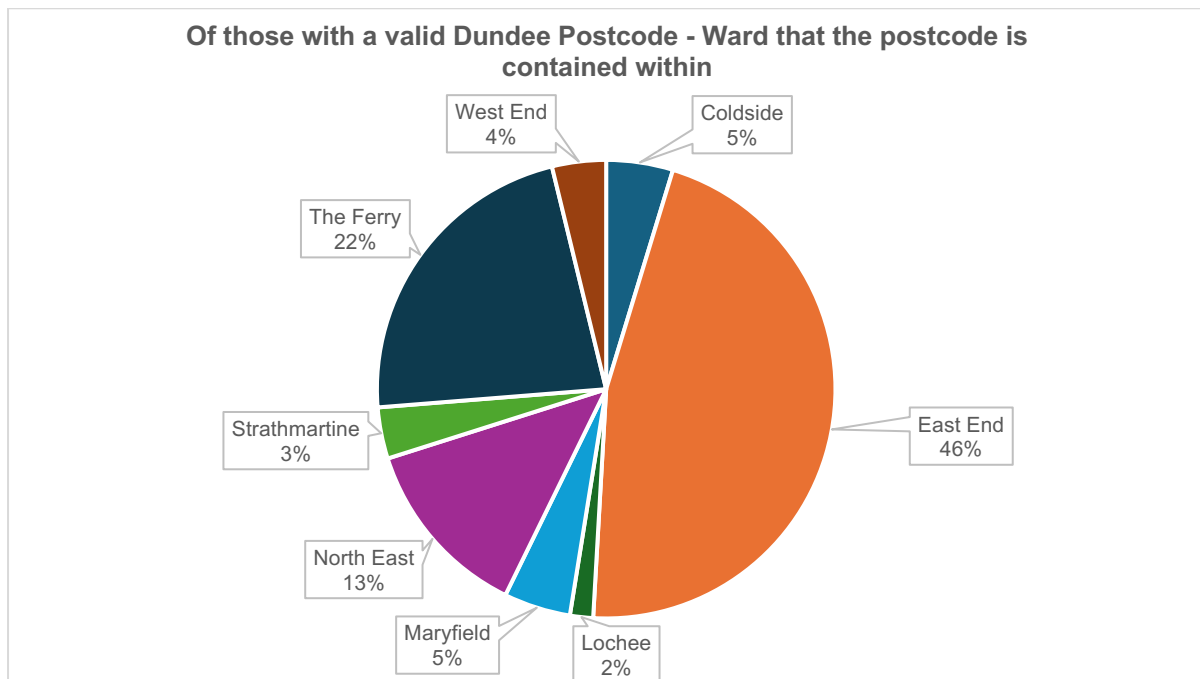
The following chart shows that the greatest proportion of postcodes provided were from the DD4 area with around 55% of responses coming from this area, this was followed by the DD5 area with 25%. In

contrast 1% of responses were from the DD1 area, 6% were from the DD2 area and 7% were from the DD3 area. Along with responses from the Dundee City area, responses were received from individuals living in Angus, Fife, Perth and Kinross, Aberdeenshire and City of Edinburgh.



Base: 1332

When looking at the valid Dundee City postcodes by ward, the largest majority of respondents who provided a postcode were from the East End 46%, followed by The Ferry 22% and North East 13%. The ward breakdown is shown in the chart below:

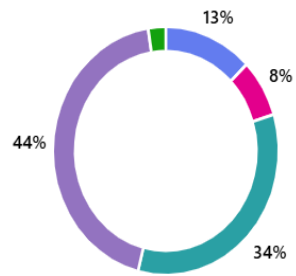


Base: 1104

2. Do you currently use any of the following facilities?

44% of respondents used Douglas Sports Centre, 34% Douglas Community Centre and Library, 13% The Hub Library and Community facilities and 8% Whitfield Library, 1% of respondents stated that they didn't use any facility. Note that respondents could choose more than one facility.

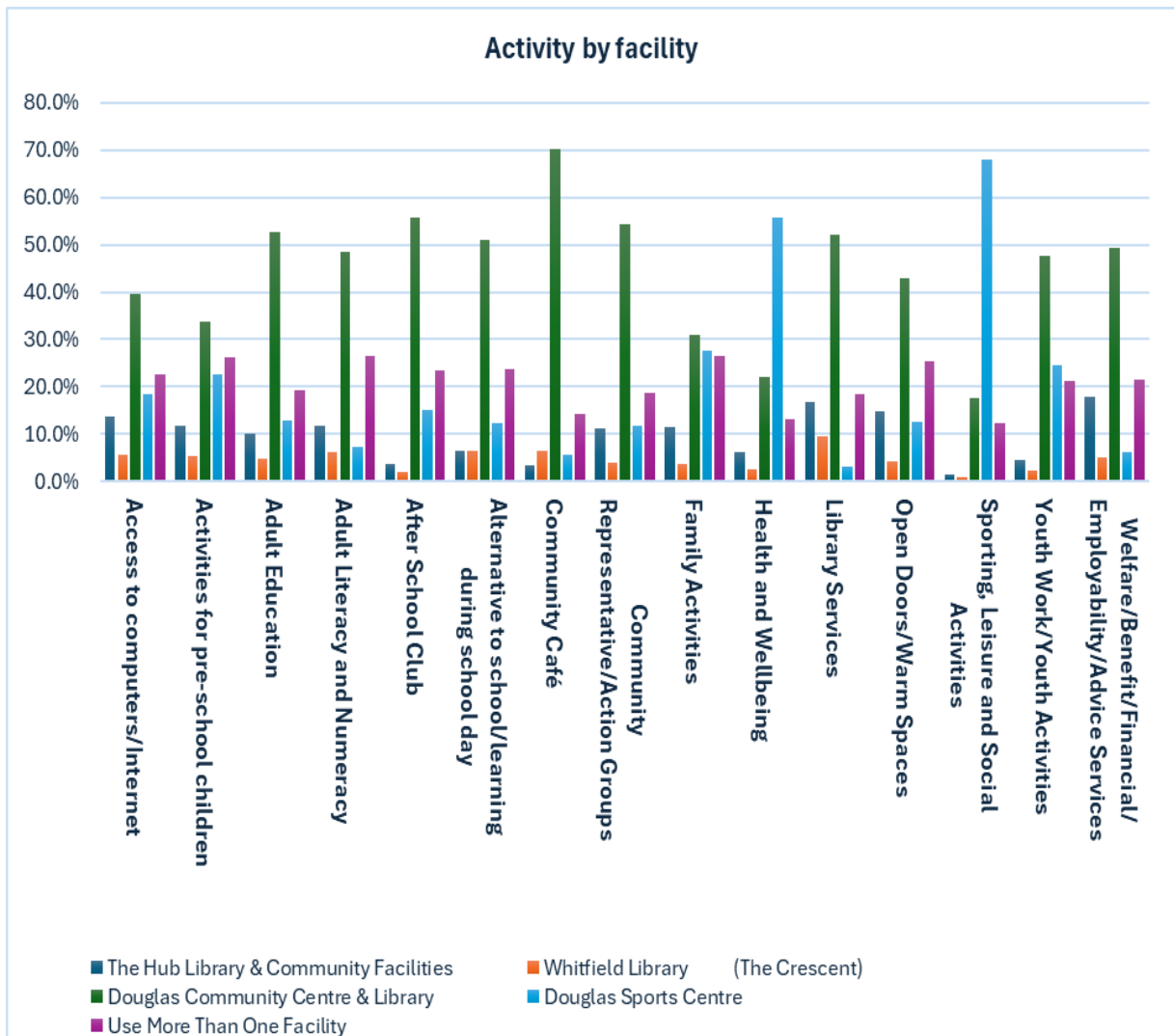
● The Hub Library & Community Facilities	238
● Whitfield Library (The Crescent)	142
● Douglas Community Centre & Library	632
● Douglas Sports Centre	816
● No - please move directly to Q7	47



Base:1334

3. What do you currently use these facilities for? Tick any that apply. If you use more than one of the facilities listed for any of these activities, pick the final choice of "use more than one facility"

Percentage is based on total users of that activity, e.g. 70.3% of those who used a community café did so at Douglas Community Centre and Library



Base: 907

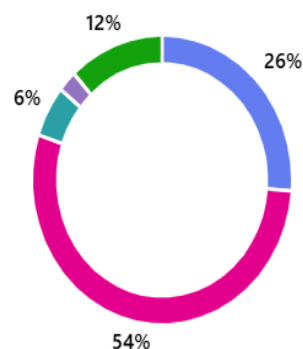
Highlighted in bold in the table below are the 3 most common activities that respondents stated they used within that facility including where they used more than one.

Activity	The Hub Library & Community Facilities	Whitfield Library (The Crescent)	Douglas Community Centre & Library	Douglas Sports Centre	Use More Than One Facility
Access to computers/Internet	13.6%	5.6%	39.6%	18.5%	22.7%
Activities for pre-school children	11.8%	5.4%	33.9%	22.7%	26.2%
Adult Education	10.2%	4.9%	52.6%	13.0%	19.3%
Adult Literacy and Numeracy	11.7%	6.1%	48.5%	7.4%	26.4%
After School Club	3.8%	2.1%	55.8%	15.0%	23.3%
Alternative to school/learning during school day	6.5%	6.5%	51.1%	12.4%	23.7%
Community Café	3.4%	6.5%	70.3%	5.6%	14.2%
Community Representative/Action Groups	11.1%	4.1%	54.2%	11.8%	18.8%
Family Activities	11.5%	3.7%	31.0%	27.5%	26.4%
Health and Wellbeing	6.3%	2.5%	22.1%	55.8%	13.3%
Library Services	16.6%	9.5%	52.1%	3.2%	18.5%
Open Doors/Warm Spaces	14.9%	4.3%	42.9%	12.5%	25.3%
Sporting, Leisure and Social Activities	1.4%	0.9%	17.5%	67.9%	12.3%
Youth Work/Youth Activities	4.4%	2.4%	47.6%	24.5%	21.1%
Welfare/Benefit/Financial/Employability/Advice Services	18.0%	5.0%	49.3%	6.1%	21.6%

4. How often do you currently use these facilities?

54% of respondents stated that they use facilities weekly, 26% stated daily with others less often, note that many respondents left "other" comment outlining differing times of use such as twice weekly etc.

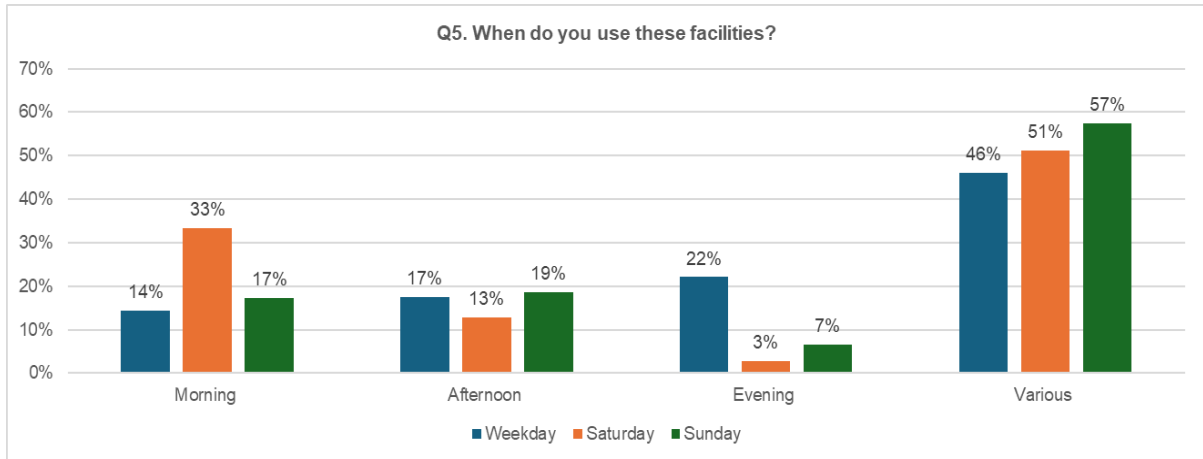
● Daily	334
● Weekly	686
● Monthly	73
● Less often	30
● Other	151



Base:1274

5. When do you use these facilities?

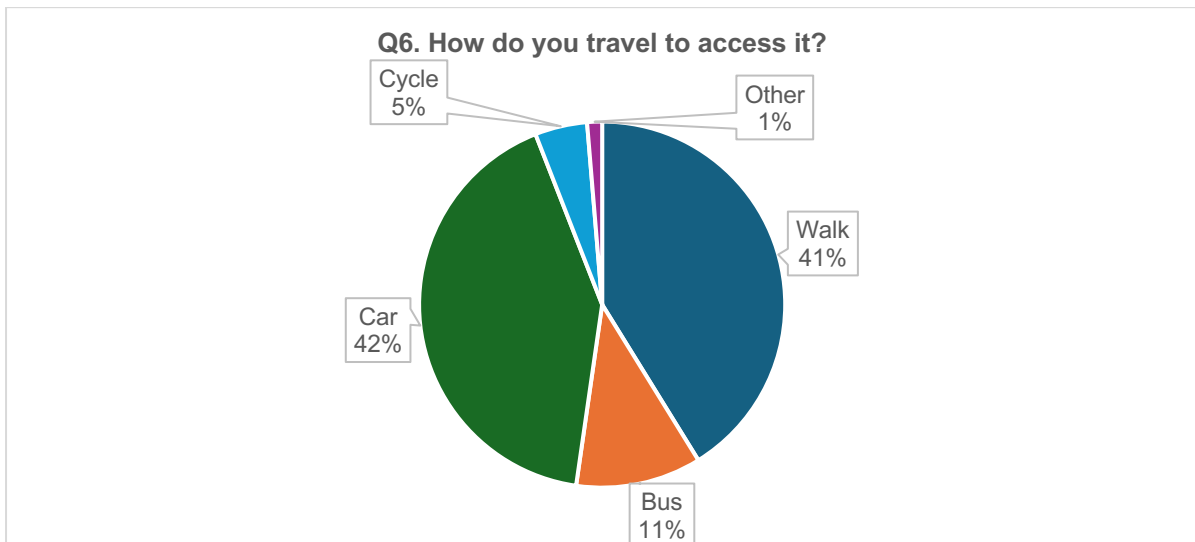
Most respondents used facilities at various times of the day/week depending on the activity they were doing. Of those who specified a particular time, evenings and afternoon during the week were most common, Saturday in the morning and Sunday morning and afternoon.



Base: 1248

6. How do you travel to access it?

The most common methods of travel were by car 42% but walking was very similar at 41% each followed by bus 11%, cycle 5% and other 1%.



Base:1334

7. What impact would the relocation of services to the East End Community Campus have on you?

88% of respondents stated that relocation of services to the East End Community Campus would have a negative impact, 6% stated it would be a positive impact and 6% said no impact.



Base:1306

Users of each facility who stated that moving activities to the Campus would have a negative impact on them was as follows; Douglas Community Centre and Library 88.4%. Douglas Sports Centre 89.8%, The Hub Community Centre and Library 91.5%, Whitfield Library 85.7%.

Note that as users could choose to use more than one facility the percentage is based on those who indicated a negative impact and also indicated use of that facility.

8. Please explain below what this impact would be

1217 respondents provided a response to this question. The main impacts highlighted included concerns around accessibility issues, a loss of community identity, impact on mental health and social isolation particularly to those from vulnerable population groups, also the impact on availability of sporting activities for health and wellbeing.

Accessibility

A large majority of respondents highlighted concern about the increased distance they would need to travel to access services at the East End Campus, it was felt that this would be particularly challenging for those with mobility issues or without access to reliable transportation, respondents who had issues with mobility mentioned the difficulties of walking long distances to the new facility.

Respondents who rely on public transportation indicated the increased cost of travelling to a new location alongside the lack of suitable transport services being available, particularly during weekends and evenings. It was felt that this would particularly affect vulnerable groups, including the elderly, people with disabilities and those on low incomes who may find additional travel time and costs insurmountable barriers. Parents mentioned difficulties of walking to the new campus to attend activities with small children. Some felt that accessibility issues could lead to the potential loss of access to community services such as community cafes, food larders and support services would exacerbate financial strain on already vulnerable populations.

Those who had their own transportation indicated that they had concerns around the availability of parking at the campus and issues that insufficient parking could bring.

Concerns were highlighted about whether the facilities will be accessible to the public during school hours and how all the current activities held at each location could be accommodated within one building. There was concern that the new campus will not be able to accommodate all existing activities and services currently offered at each of the individual centres, leading to a reduction in available resources and support. How access would be managed was given particular mention and the impact on the safety and security of both pupils and community members who would be using the facilities.

Impact on mental health and social isolation

There was a strong consensus from respondents that relocation would negatively impact their mental health, indicating that the current facilities provide a strong sense of community, familiarity and support which could be lost in a larger, new environment. It was highlighted that the current facilities offer various classes and activities that help reduce feelings of isolation, especially for parents with young children, elderly individuals and those with disabilities and mental health issues. Concern was given that relocation and the navigation of a new facility could disrupt these routines and social connections, leading to challenge of increased isolation and associated negative impacts on mental health.

A number of respondents from younger age groups stated that attending a school building for their activities would be detrimental to their mental health due to their poor experiences in a school environment, there was a strong preference to attend groups outside of the school. Also mentioned was the stigma around accessing services such as foodbanks and larders within a school environment and the potential loss of access these services.

Community Identity

Many respondents felt that merging all the sites would potentially result in the loss of individual identities that each site currently has which is seen as being important for community cohesion and connection.

Respondents felt that community centres and libraries in particular provide a vital service for those who live within disadvantaged areas and the services they provide are vital to support residents of these areas, particularly children, low income families and the elderly. The movement of these to a different location could cause community spirit to be diminished leading to loneliness and isolation.

It was felt by some that the closure of community facilities could leave the community feeling isolated and underserved leading to accessibility issues for services, concern was also shown around a rise in anti-social behaviour if buildings are left unused for a period of time.

Impact on activities

Users of the Douglas Sports Centre were particularly concerned about the impact on the sports activities available and whether the new facilities will be able to accommodate the same level of service. It was felt that there was a lack of suitable other facilities across the city which can accommodate particular activities such as indoor hockey, pickleball and specific health recovery related activities. Respondents stated that as Douglas Sports Centre is unique in the facilities it can provide if these are not available at the new campus then this will impact on sports participation, health and wellbeing and opportunities to participate in competitive leagues.

Some stated that the closure of libraries would have a significant impact on the community. It was felt that libraries offer much more than just books and are essential for different members of the community, including parents, young people and the elderly. A number of respondents stated that libraries are seen as safe spaces and that they need to be local and accessible for those in particular with financial limitations or mobility needs. The impact of relocating three libraries within one space was highlighted as a concern.

It was highlighted that specialised programmes which provide support to young people in particular and their families at the community centre are currently located within close walking proximity to the primary school and their homes ensuring these are easily accessible to the community, difficulties in providing dedicated transport along with associated costs were raised as a particular concern.

9. Are there any changes that could be made to lessen any impact for you?

1008 respondents provided a response to this question. Most strongly favoured keeping the current facilities open, citing their importance to the community and potential negative impacts of closure. Some however were open to alternative options if mitigations were implemented.

Several respondents suggested a dedicated community transport service with disability access that runs frequently to improve accessibility to the new facilities. Improvements to the current bus routes were also mentioned to ensure full access to the new facility.

There was a strong emphasis on the availability and general improvement of facilities across other venues in the city or provision which could ensure that adequate facilities are still available for the activities which are currently only possible in the Douglas Sports Centre. Some stated that operating hours and services on offer at other facilities such as Grove Academy should be explored as an alternative, current opening hours seen as being restrictive.

Some stated that it needs to be ensured that the spaces within the new facility are fully suitable to the activities which currently take place within the community facilities and that they meet specific need. It was suggested that if the sports centre was transferred to another provider, negotiations should ensure that use of it continued to be available by certain groups as part of any asset transfer agreement.

With regard to library provision, it was suggested that some form of provision still be in place, possibly in local schools or by combining the hub and the library, keeping current facilities but operating these on a reduced hours basis.

Regarding accessing activities at the campus, respondents felt that it needed to be ensured that safe walking routes and crossing points are in place with good lighting. Adequate parking needs to be in place at all times of the day along with suitable disabled access.

The need for easy and full access to facilities which is not impacted by school use in terms of timings was cited, stating that the operating hours of the schools should have no impact on the availability of the facilities to general public.

10. If you do not currently use any of the services at these facilities, would you be likely to use them if they are all located within one facility at the East End Community Campus?

This question is not showing results as would have been expected, in Q2 47 respondents stated that they did not use any of the facilities therefore it can be seen below that those who do currently use facilities have responded to this question with a total response of 938.



Base: 938

11. The options below are being considered for the current facilities if no longer required by DCC or Leisure and Culture Dundee. Do you have any feedback or suggestions on these options or on alternative suggestions?

Using them for other purposes;

- Transferring them to community organisations
- Selling the buildings
- Closing the buildings

There were 873 responses to this question.

Overall, there was significant opposition to any changes that would result in the closure or repurposing of the facilities, particularly Douglas Community Centre and Douglas Sports Centre, with most respondents preferring the council to keep them local, open and operational.

Respondents did highlight some alternate suggestions which included, looking at alternative ways to keep facilities running, such as community asset transfer to local groups, local and national sporting organisations or third-sector parties and seeking external grants.

Those who suggested transferring facilities to the community or other organisations emphasised the need for strong support and stable financial models to ensure that community organisations could successfully manage these assets. Others pointed out that without adequate support, community asset transfers might fail, and the facilities should remain council funded long term.

If there was no other options, selling them rather than closing was seen as preferable with the profits from any sale being used to fund community projects or to upgrade other provisions across the city.

Further Feedback

834 respondents gave further feedback, much of this was similar to the feedback given in Q8 however some additional points were made.

There was some sentiment that it was difficult to give opinion on relocation of any services from the facilities without clearer information on what will be available at the new campus location in terms of alternative options, facilities, booking systems and wider resources, stating that without this information it was hard to say what any impact would be. Given that the new facility was due to open soon it was felt that the consultation should have occurred during the planning stage of the new facility, some felt that this approach undermines the purpose of public engagement, leaving many community members feeling powerless.

Many users pointed out the high footfall of the community and sports centre, questioning the need to even consider closing such well-used and financially viable facilities.

It was felt by some that no decisions should be made until a period of time after the new campus is open so that there is an opportunity to assess the new facilities and gauge opinion then on what is required to relocate services. Some cited experience of using similar community campus spaces in other local authorities and being aware of difficult issues around sharing of spaces, resources and storage.

There was further feedback from some respondents around similar relocations from other facilities across the city such as the Lynch Centre to Menzieshill Community Hub which were felt had not worked successfully due to the similar concerns raised within this consultation, particularly that around accessibility.

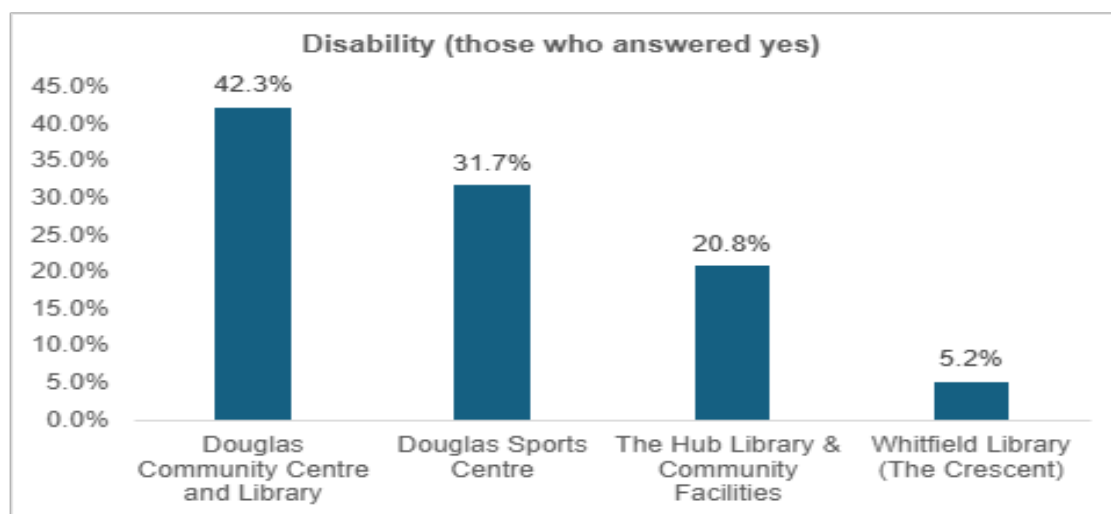
A number of respondents had concerns about increased traffic and congestion around the new campus particularly during school opening and closing times, and the overall impact on traffic in the area on what is seen as an already busy road.

There were concerns about accessibility for people with mobility issues, including the need for close parking, ramps, and specialised facilities and equipment required by some groups who currently use facilities for specific health related recovery activities.

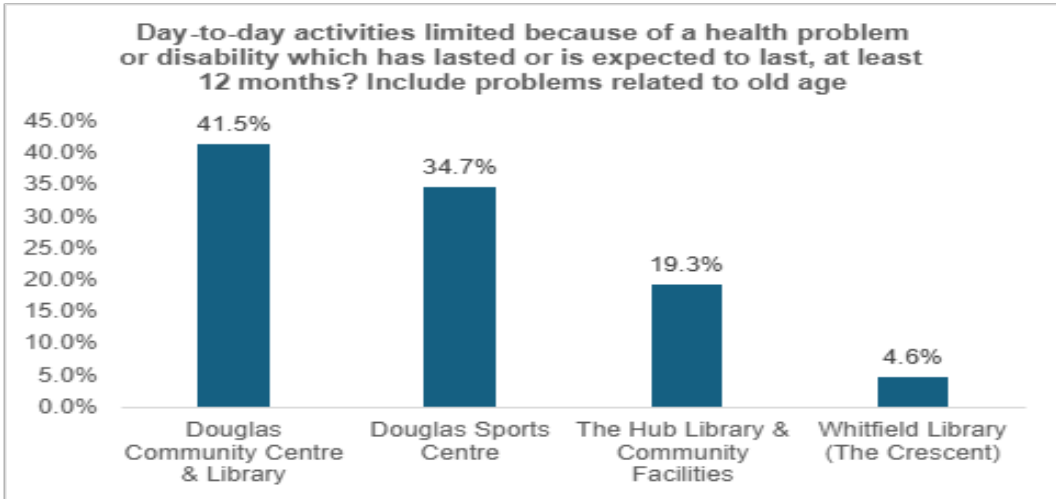
PROTECTED CHARACTERISTIC AND AREA BREAKDOWNS

The percentage is based on the total number of those who met the characteristics criteria and indicated they used that facility. Note that respondents could indicate use of more than one facility therefore the base will be larger than the total respondents who had this characteristic in the overall survey.

DISABILITIES AND HEALTH CONDITIONS

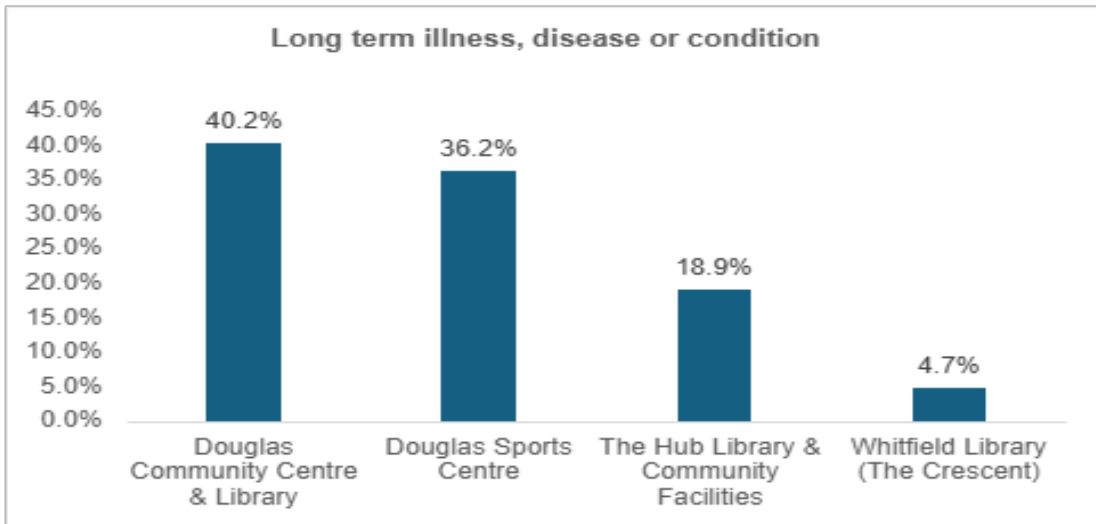


Base: 504



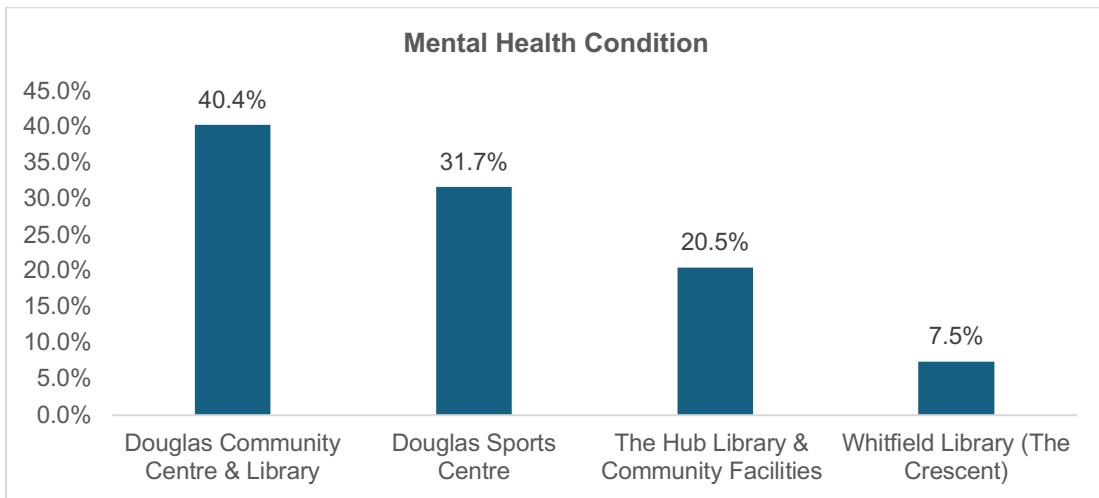
Base: 545

Long-term illness, disease or condition



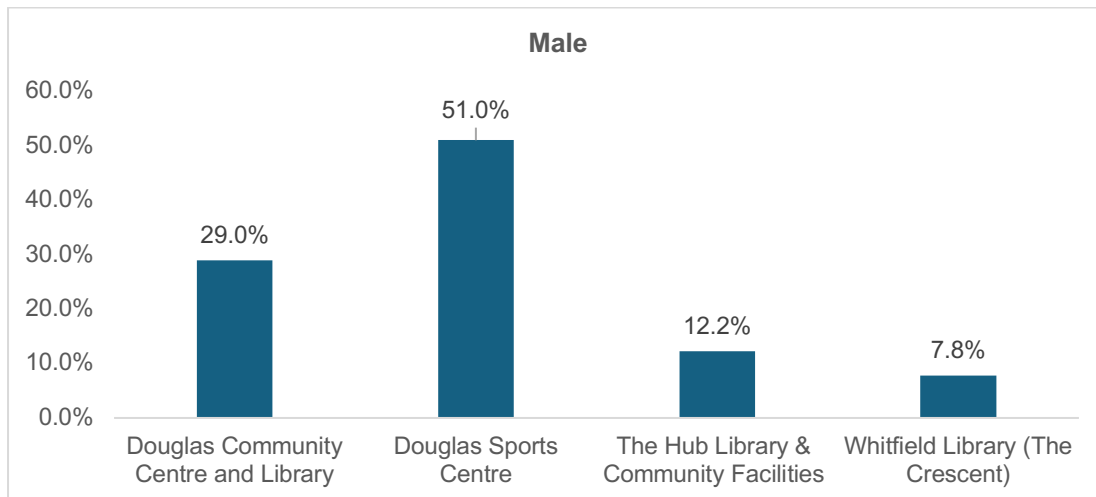
Base: 301

Mental Health Condition

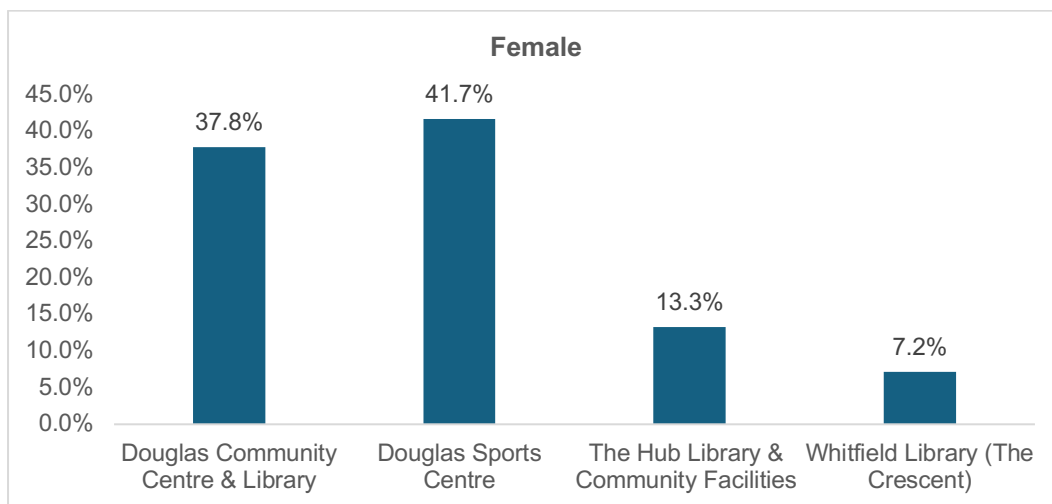


Base: 322

SEX

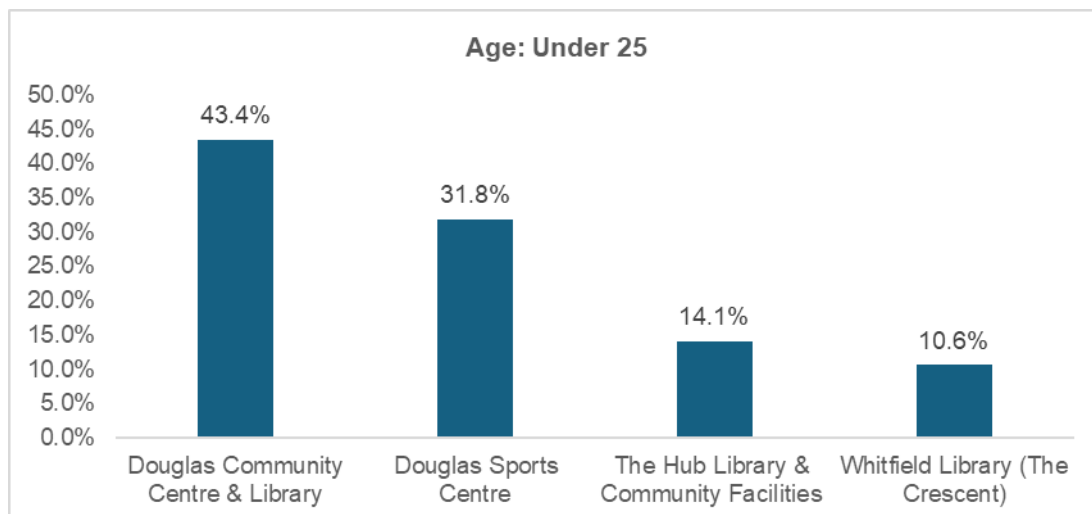


Base: 670

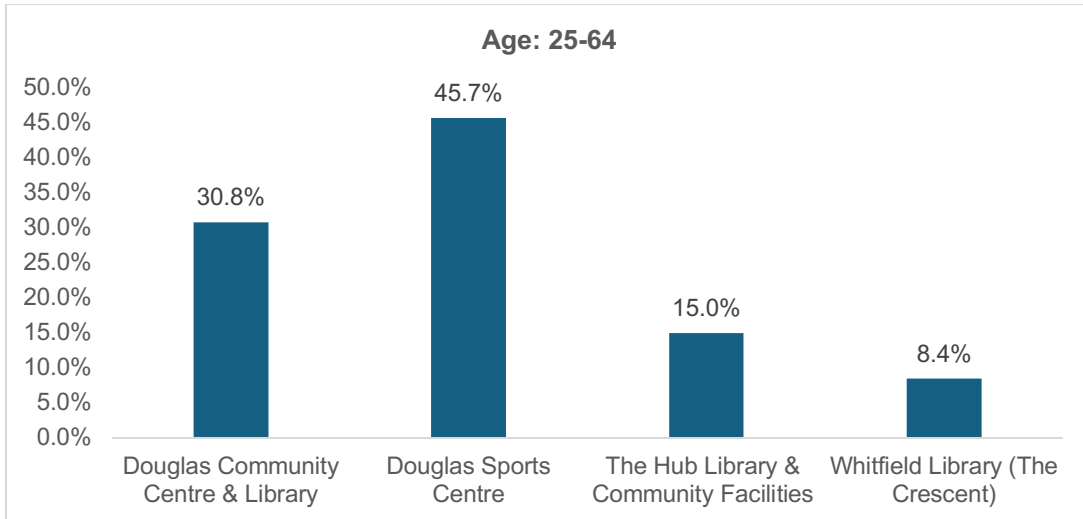


Base: 1074

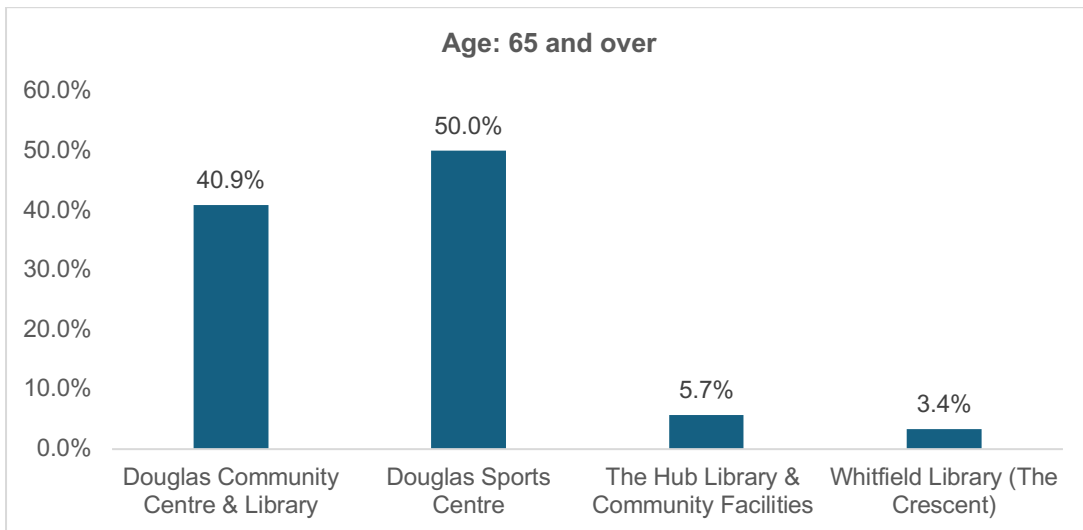
AGE



Base: 198

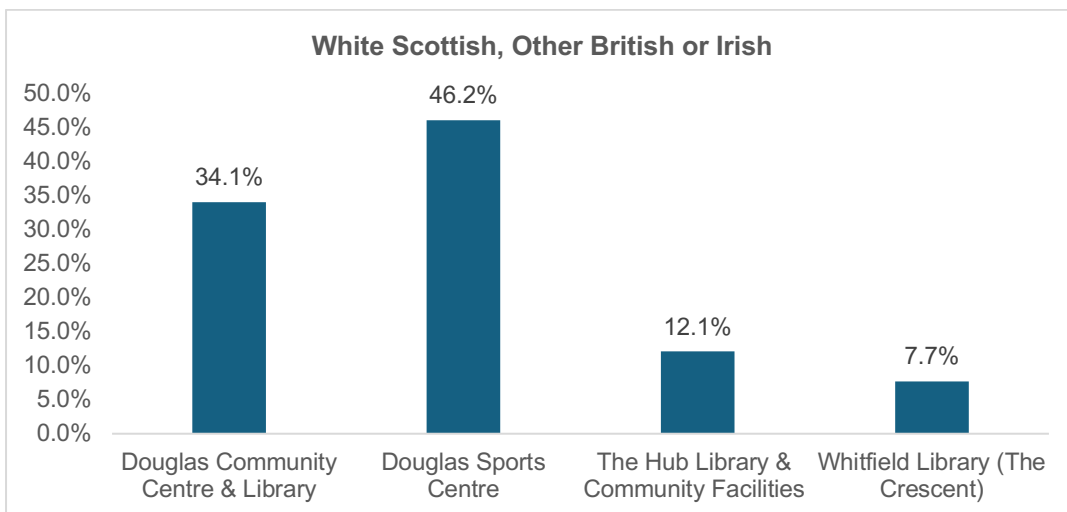


Base: 1172

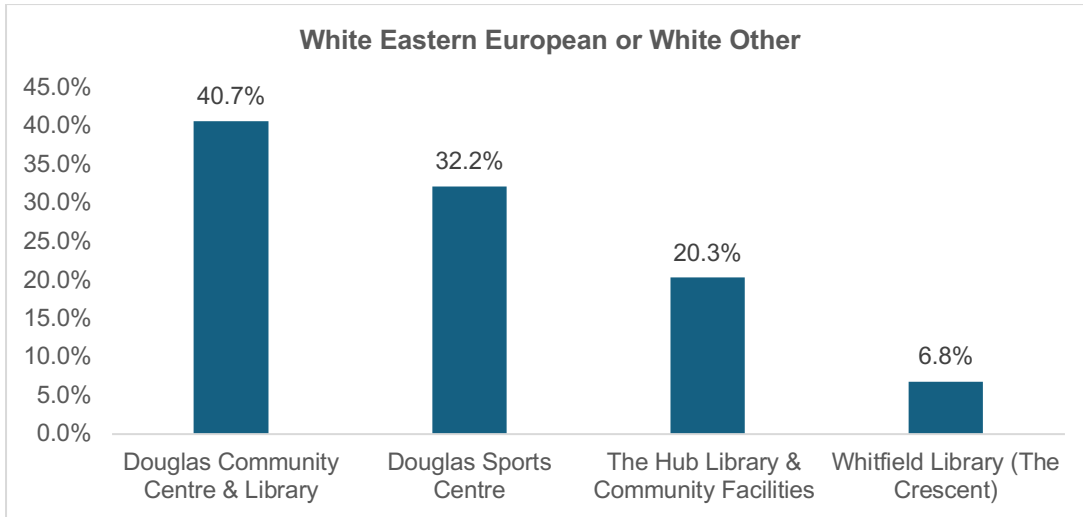


Base: 384

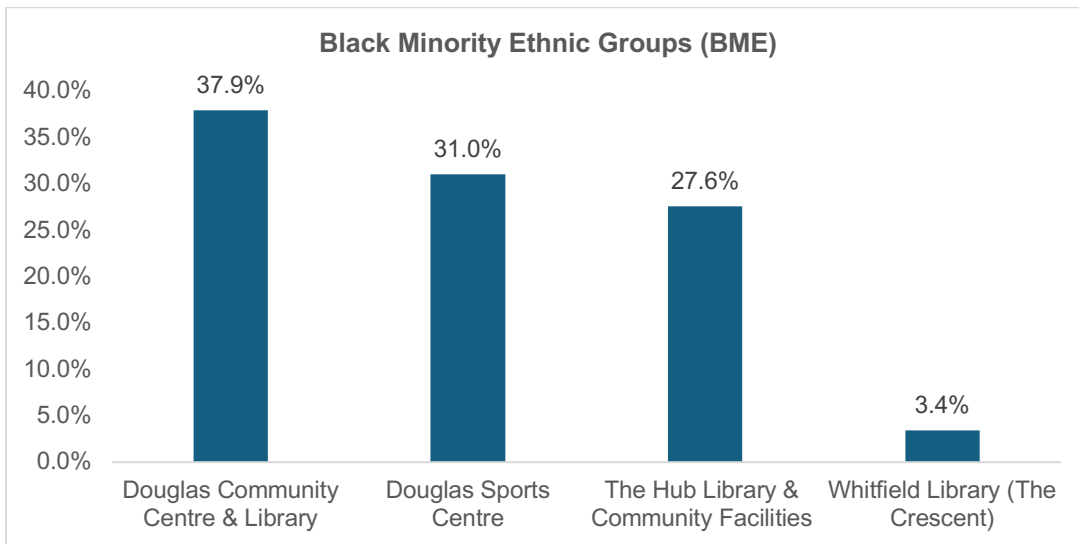
ETHNICITY



Base: 1599

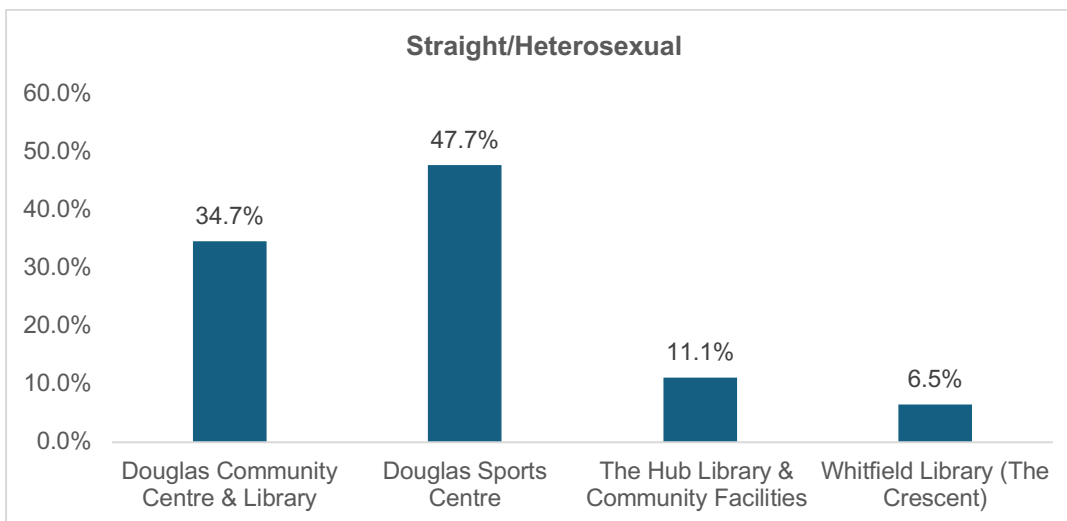


Base: 59

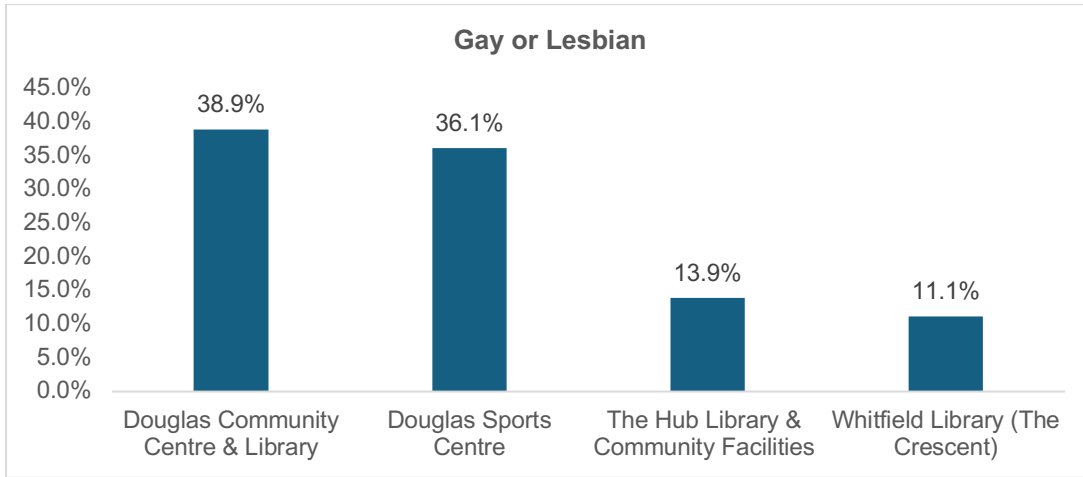


Base: 58

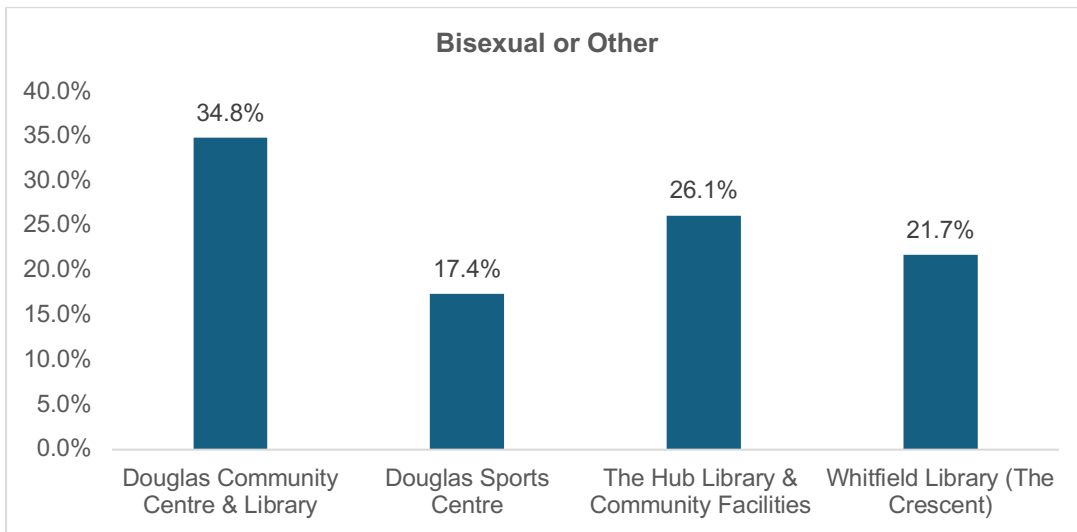
SEXUAL ORIENTATION



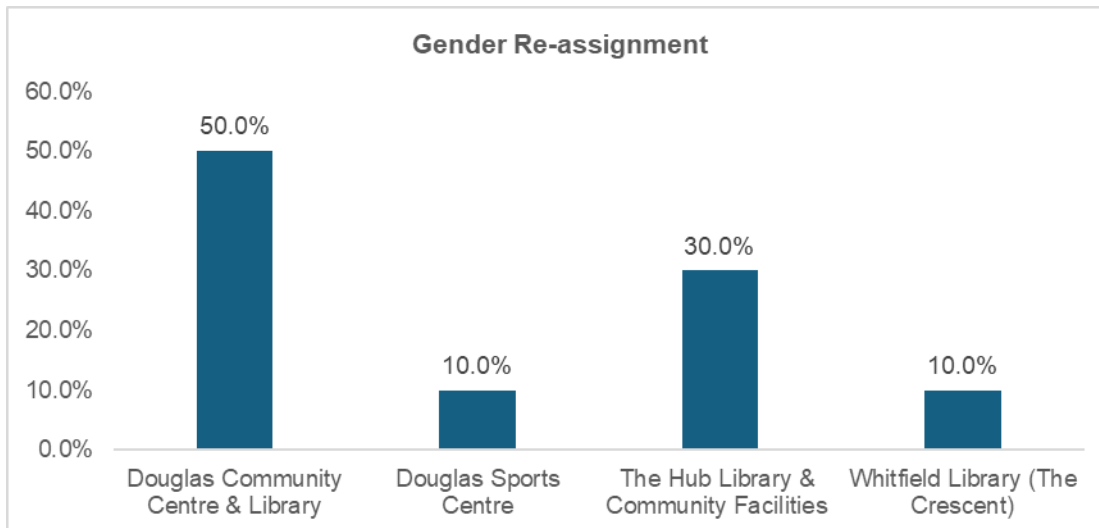
Base: 1457



Base: 36

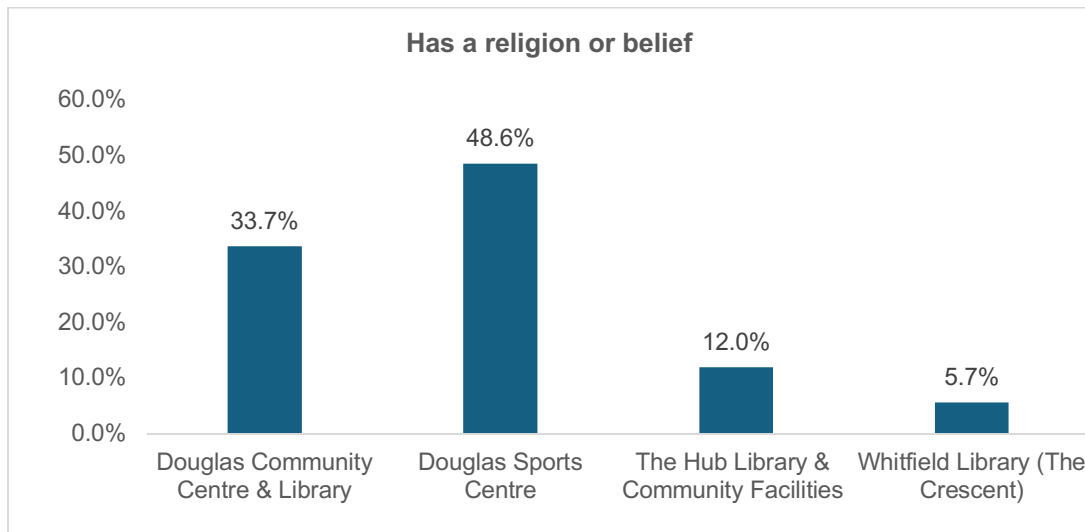


Base: 23

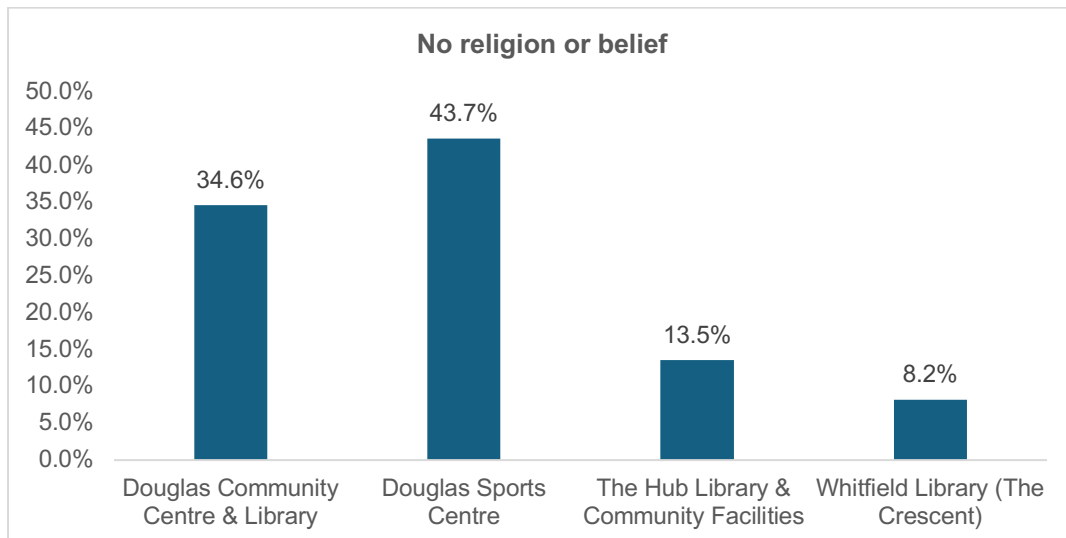


Base: 10

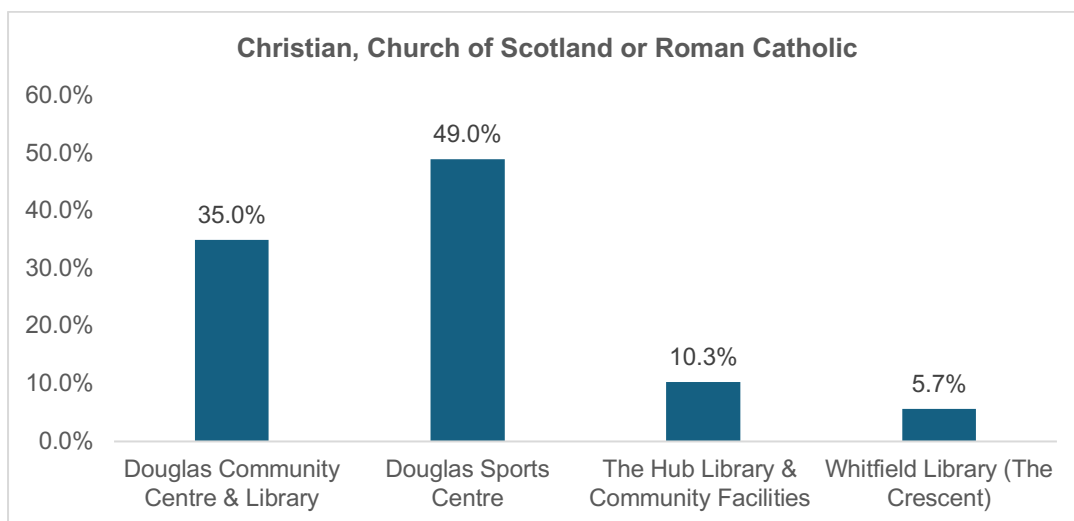
RELIGION



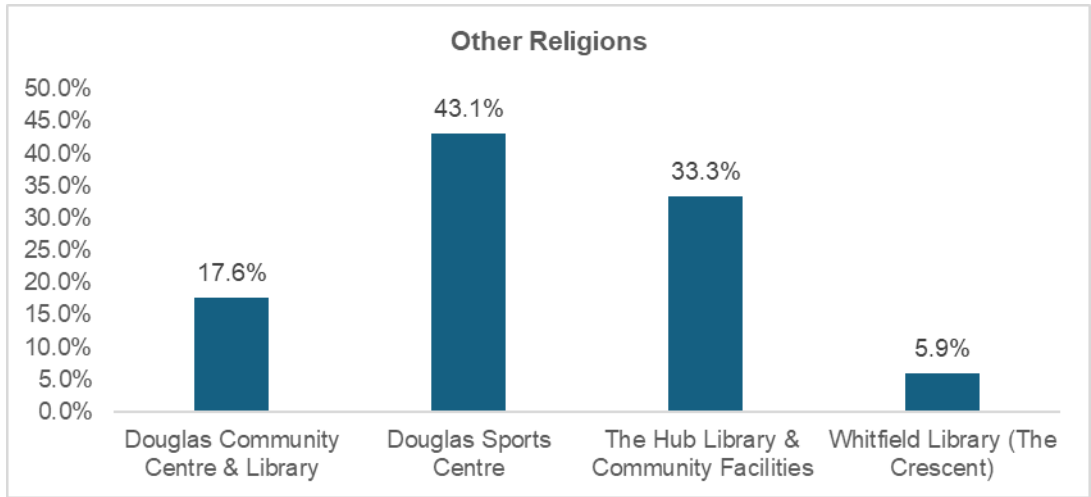
Base: 700



Base: 827

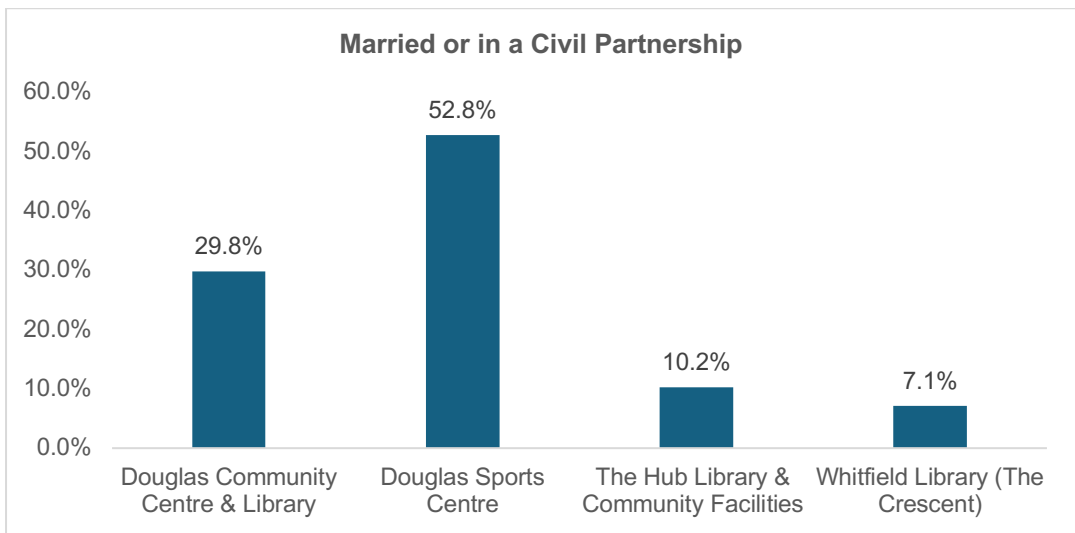


Base: 649



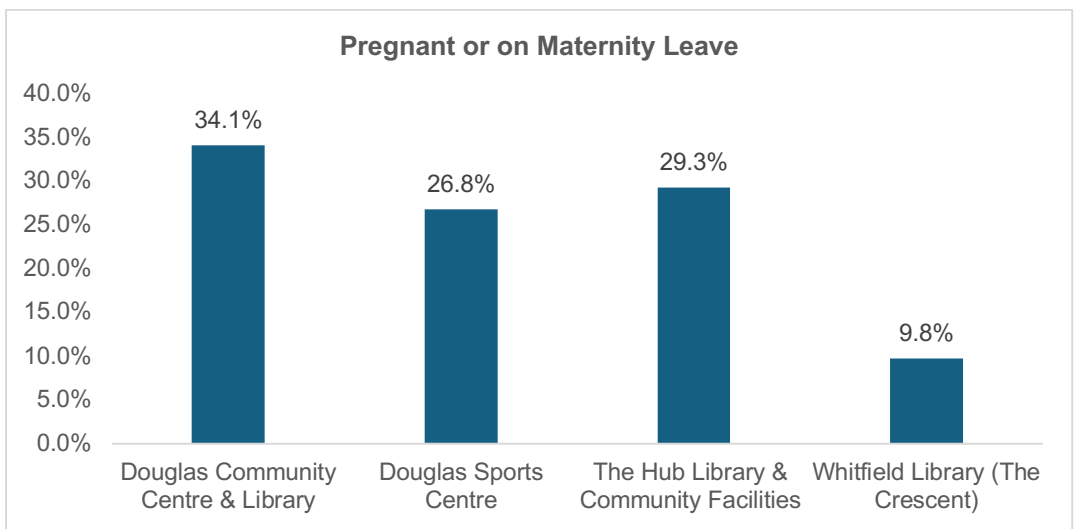
Base: 51

LEGAL MARITAL STATUS



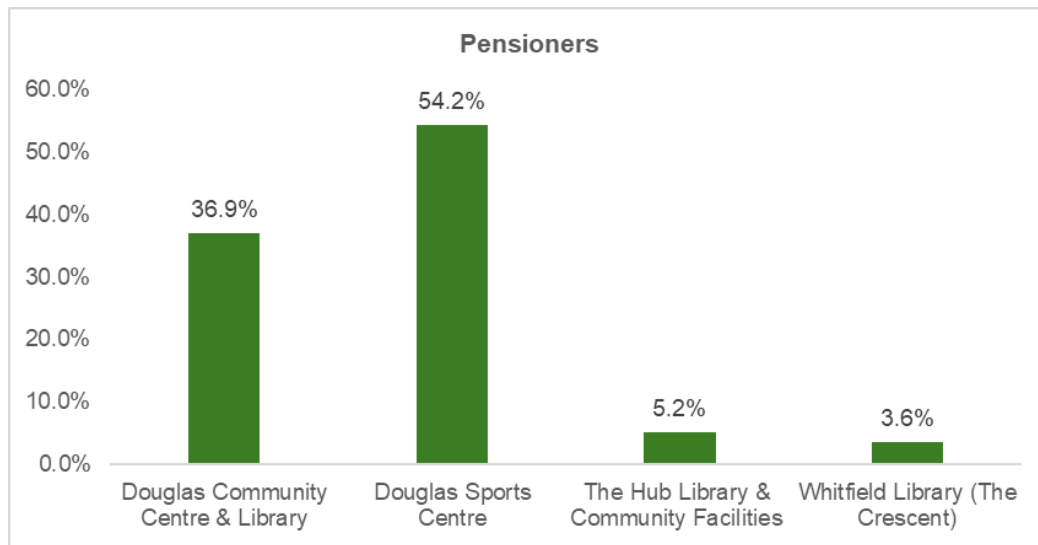
Source: 674

PREGNANCY OR MATERNITY LEAVE

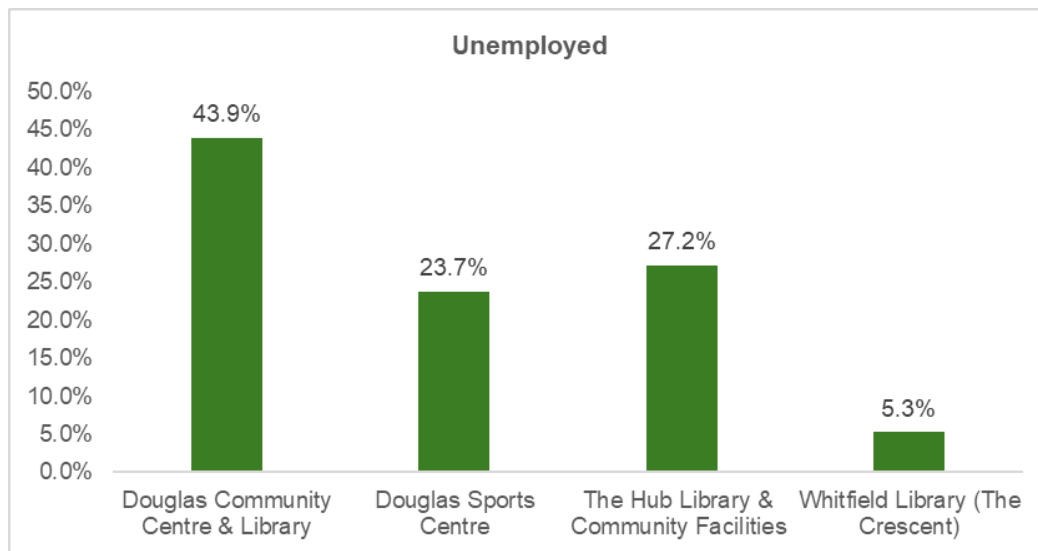


Base: 41

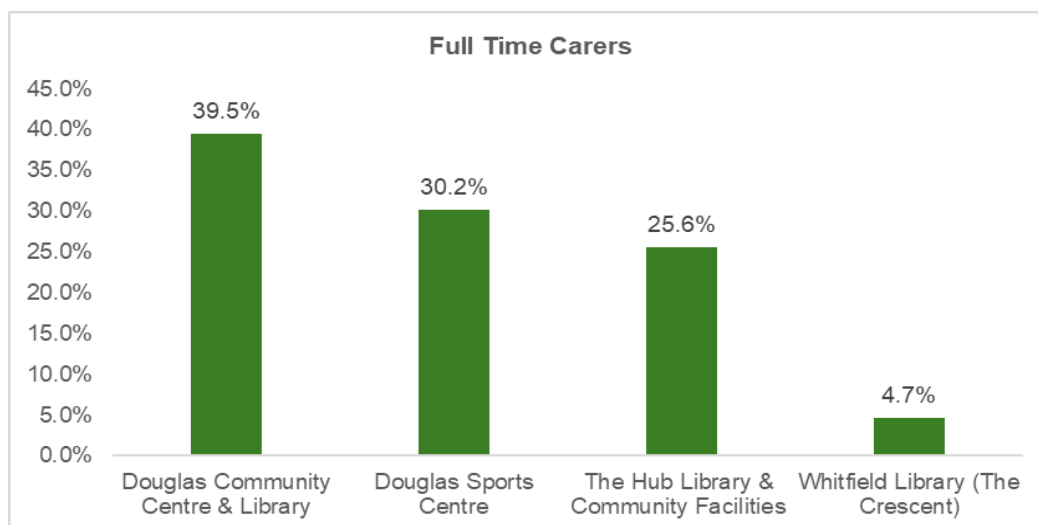
SOCIO – ECONOMIC



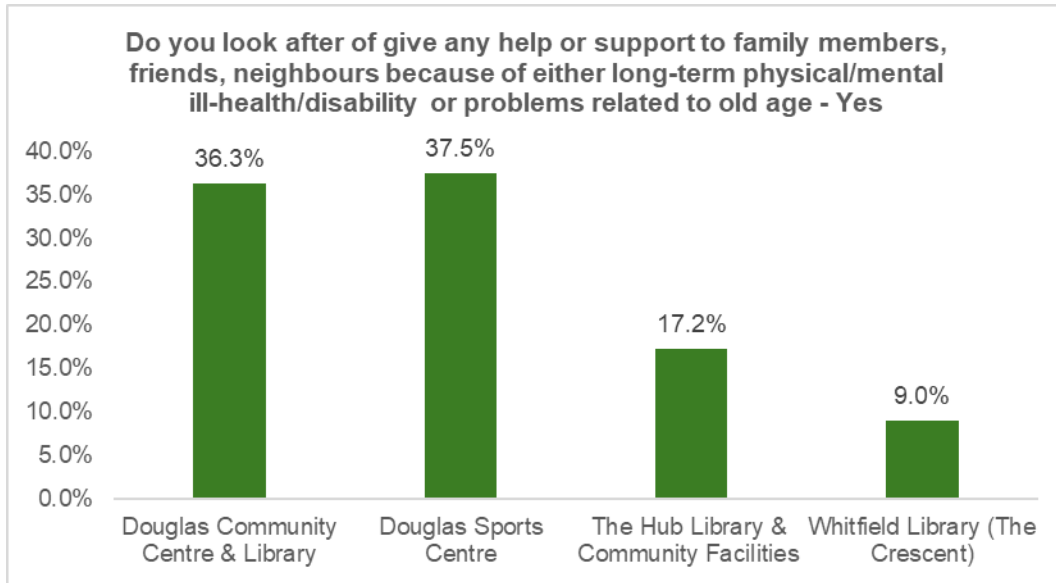
Base: 439



Base: 114

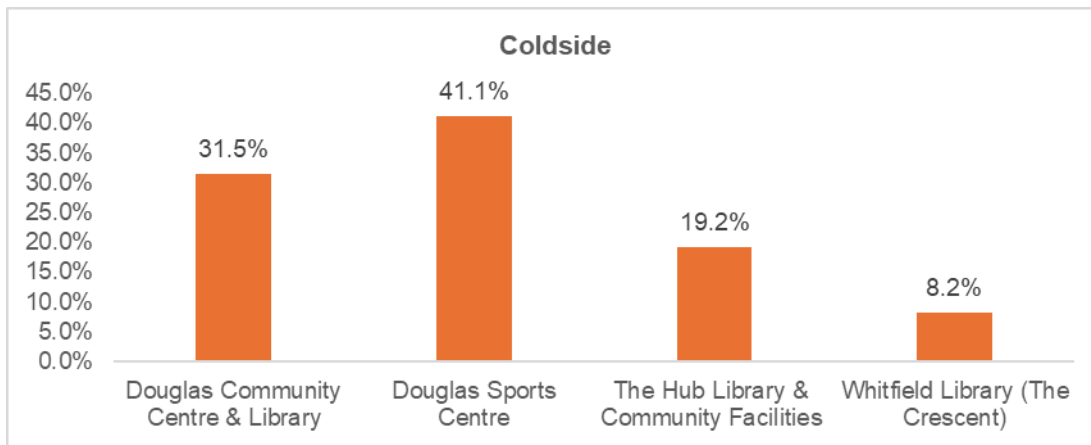


Base: 43

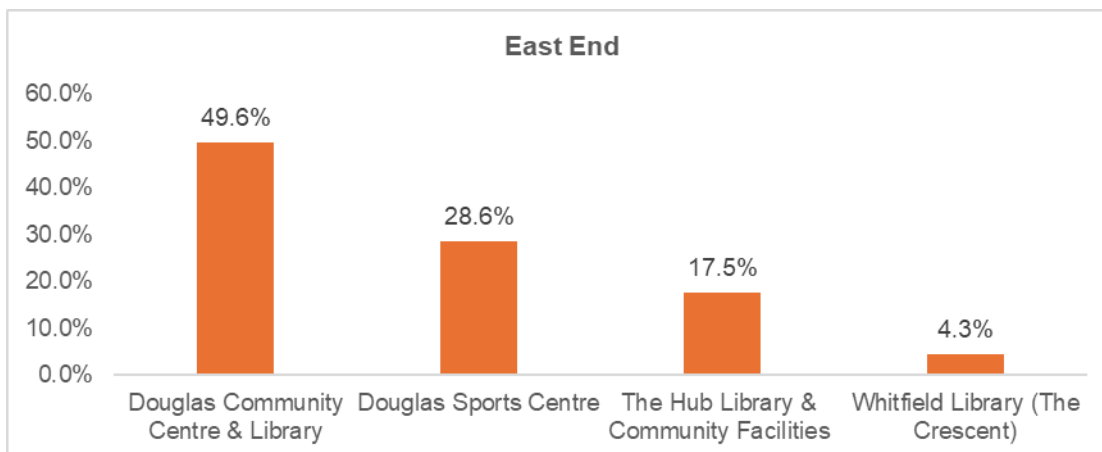


Base: 658

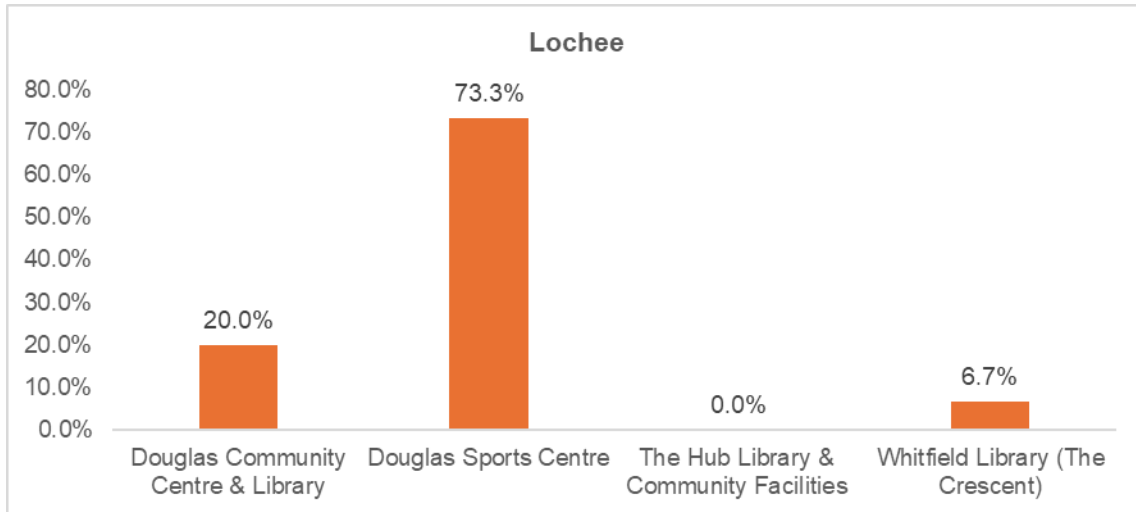
GEOGRAPHIC BREAKDOWN



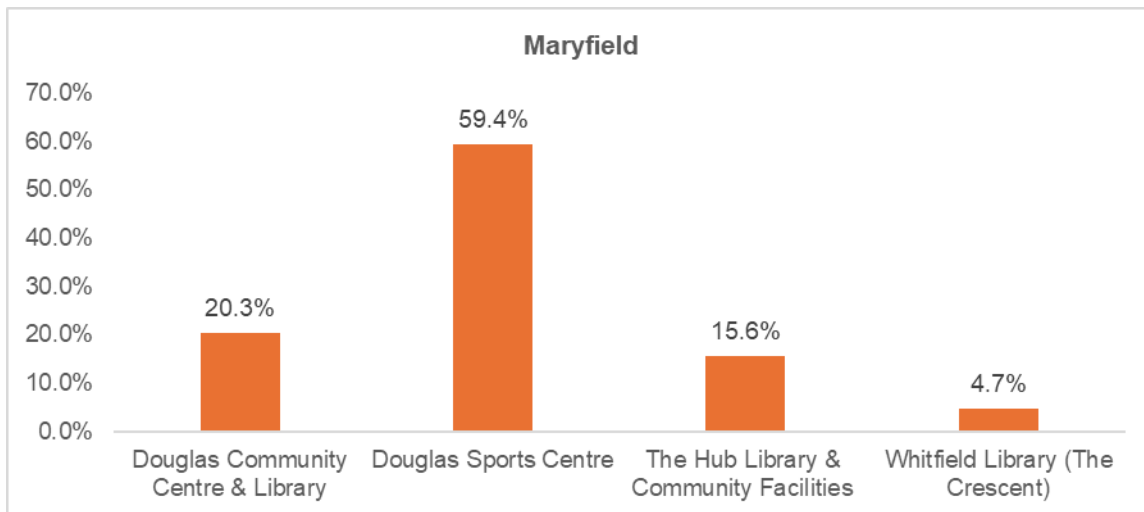
Base: 73



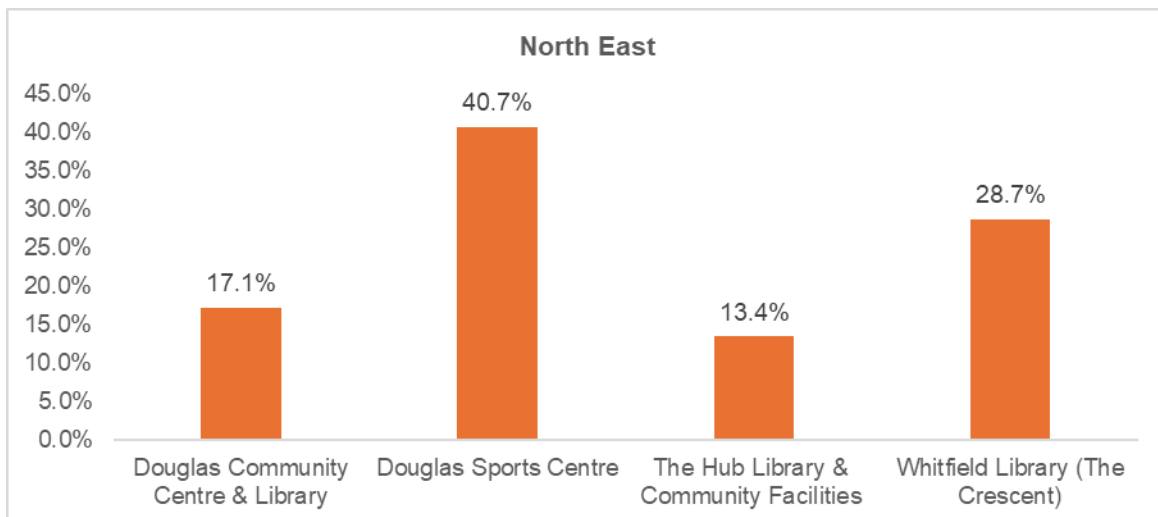
Base: 798



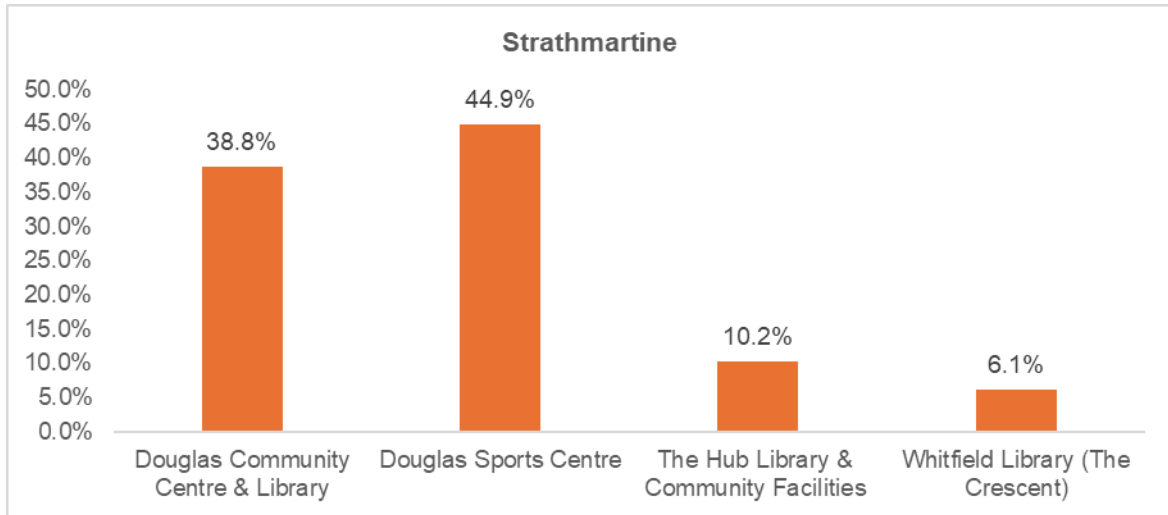
Base: 15



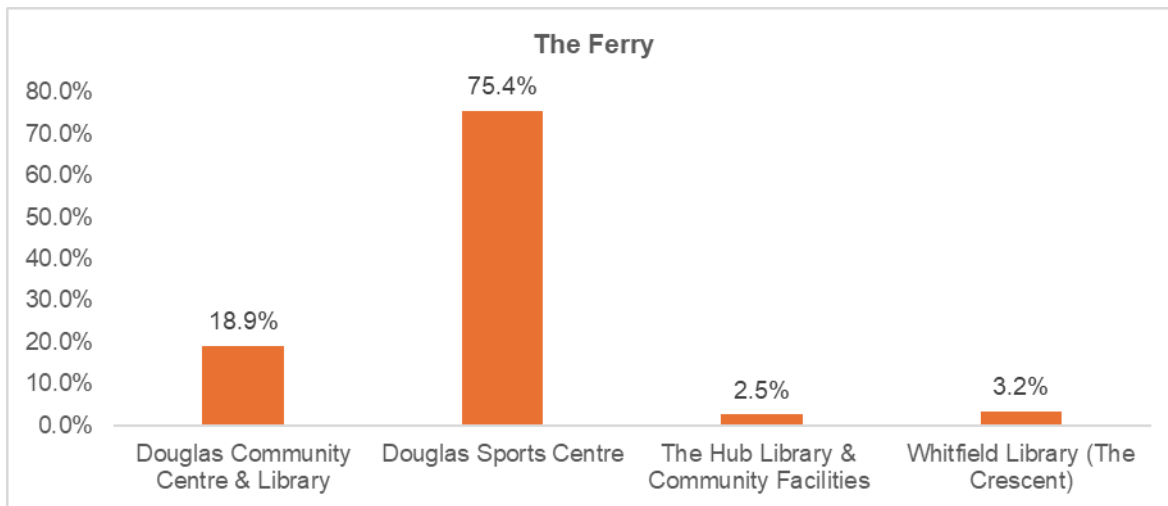
Base: 64



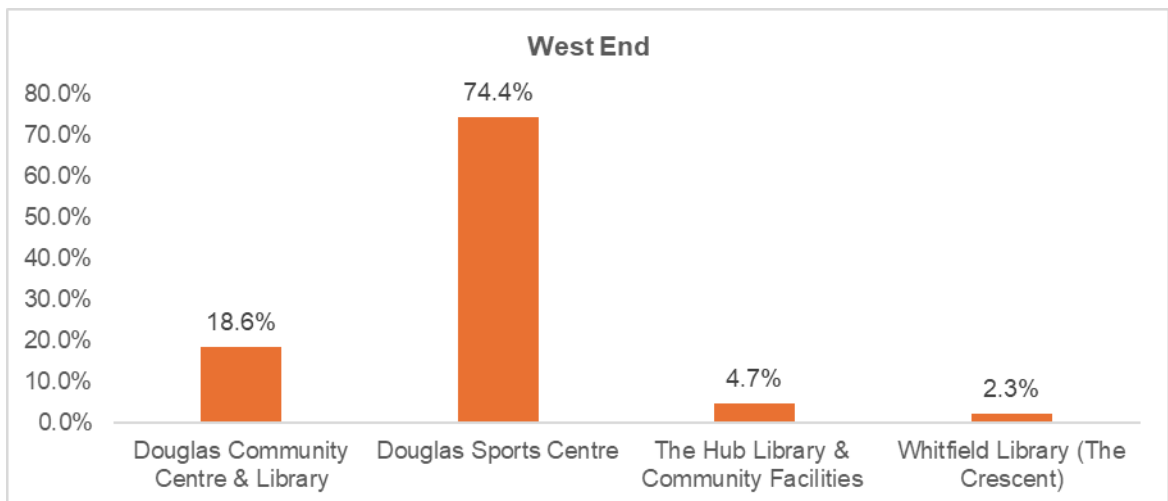
Base: 216



Base: 49



Base: 285

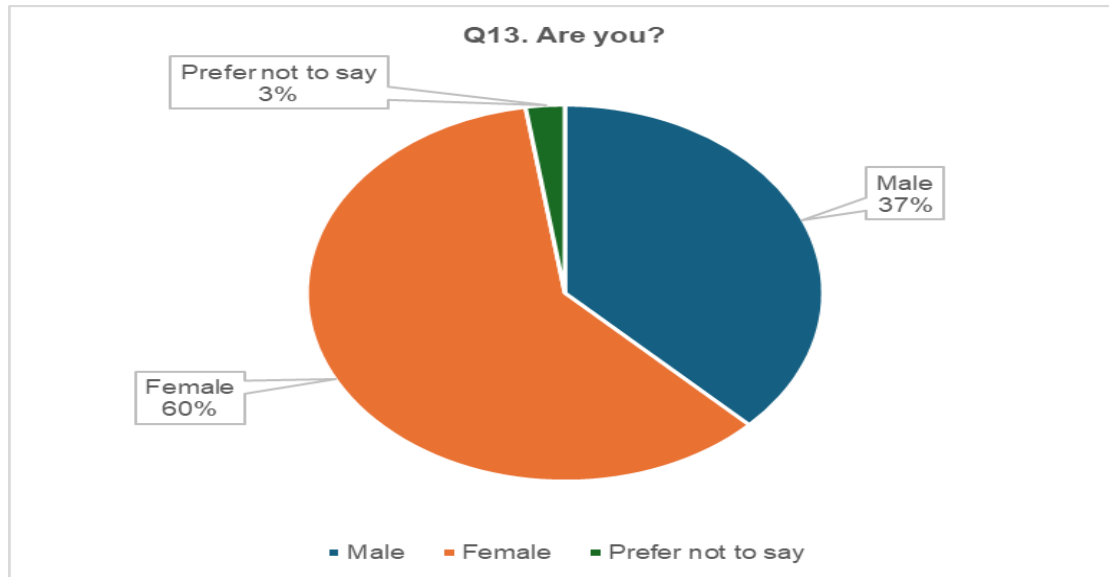


Base: 43

DEMOGRAPHICS

SEX

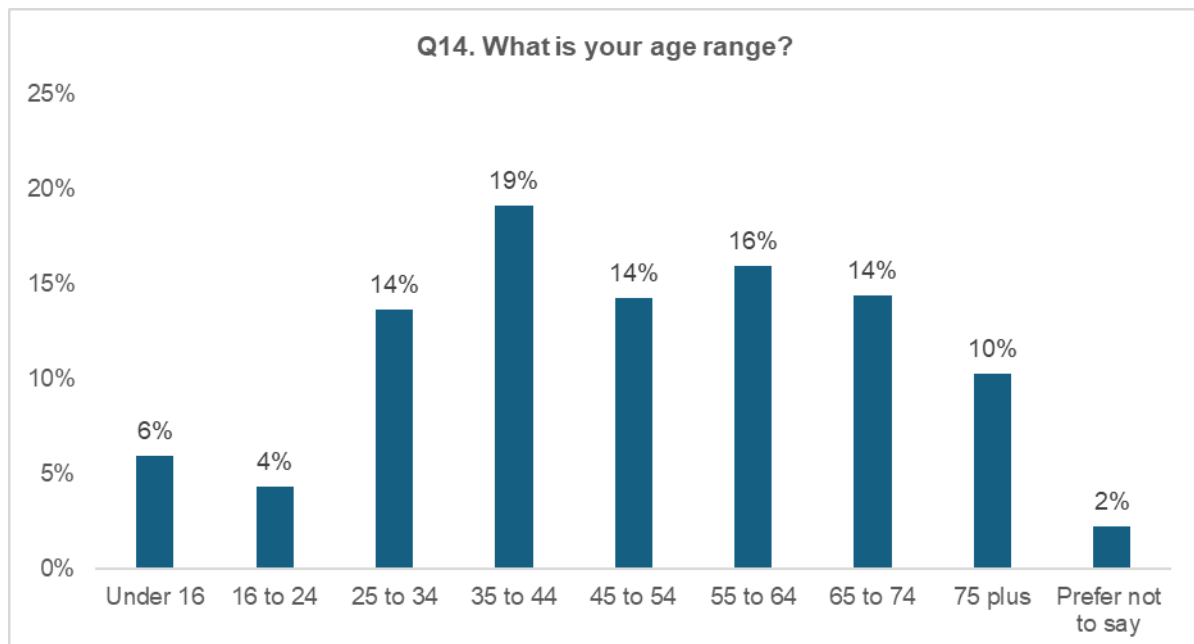
Most respondents (60%) stated that they were female and 37% stated that they were male. Three per cent of respondents stated that they would prefer not to say when asked this question.



Base: 1306

AGE

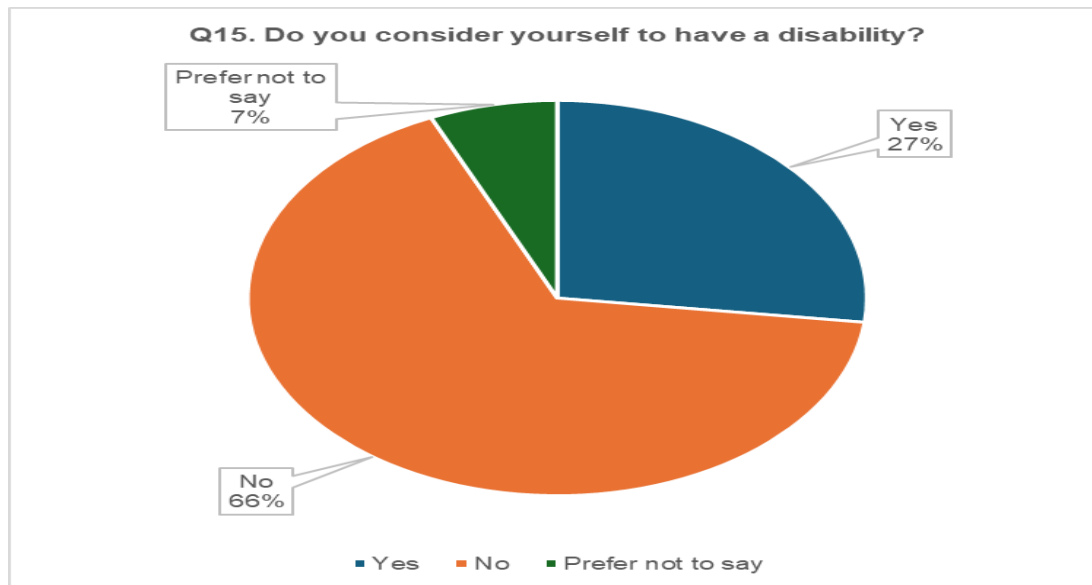
Six per cent of respondents were under 16 years of age, 4% were aged 16 to 24 years, 14% were aged 25 to 34 years, 19% were aged 35-44 years, 14% were aged 45 to 54 years and 16% were aged 55 to 64 years. Those aged 65 to 74 years accounted for 14% and 10% of respondents stated that they were 75 years and over. Two per cent of respondents stated that they would prefer not to say their age.



Base:1310

Do you consider yourself to have a disability?

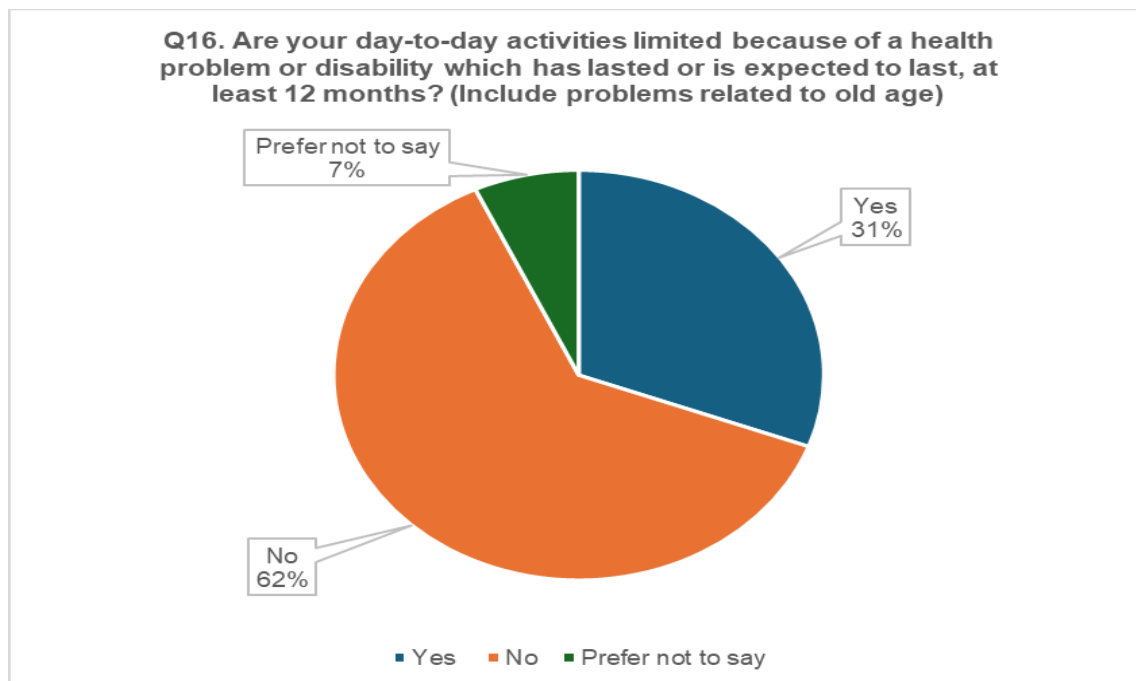
Most respondents (66%) stated that they did not have a disability. Twenty seven per cent of respondents stated that they did have a disability and 7% stated that they would prefer not to say.



Base: 1302

Are your day-to-day activities limited because of a health problem or disability which has lasted or is expected to last, at least 12 months? Include problems related to old age

Most respondents (62%) stated that their day-to-day activities were not limited because of a health problem or a disability which has lasted or is expected to last at least 12 months. Thirty one per cent of respondents stated that their day-to-day activities were limited when asked this question and 7% of respondents stated that they would prefer not to say.

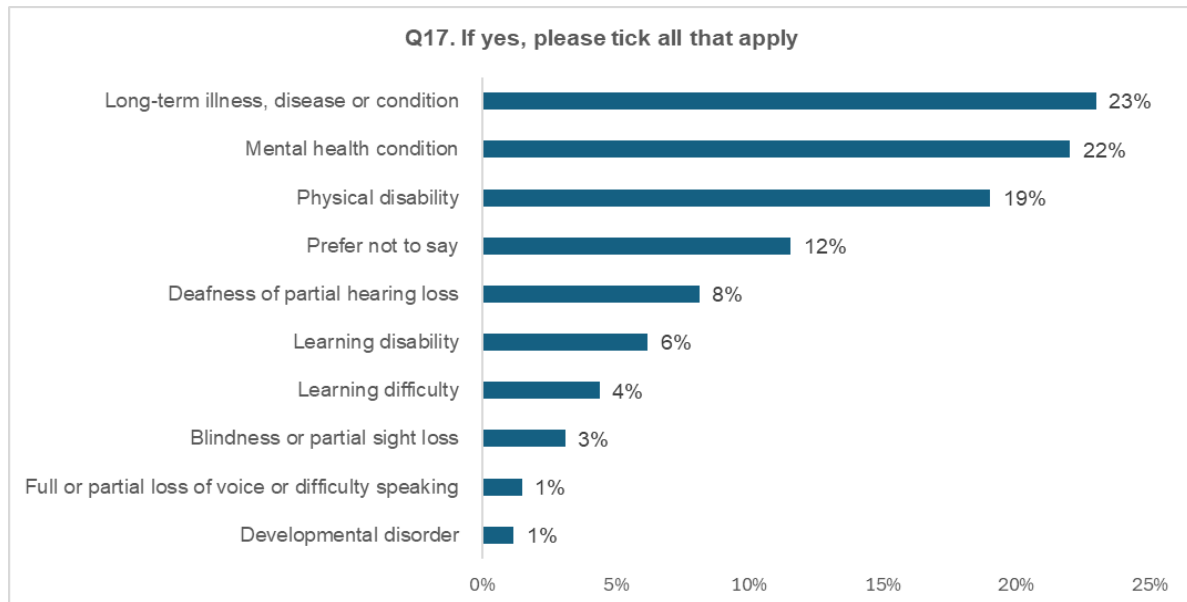


Base: 1285

DISABILITIES AND HEALTH CONDITIONS

Respondents who answered yes to the above question were presented with a list of disabilities and health conditions and were asked to tick all that apply to them. The top three responses from those who provided a response to this question were:

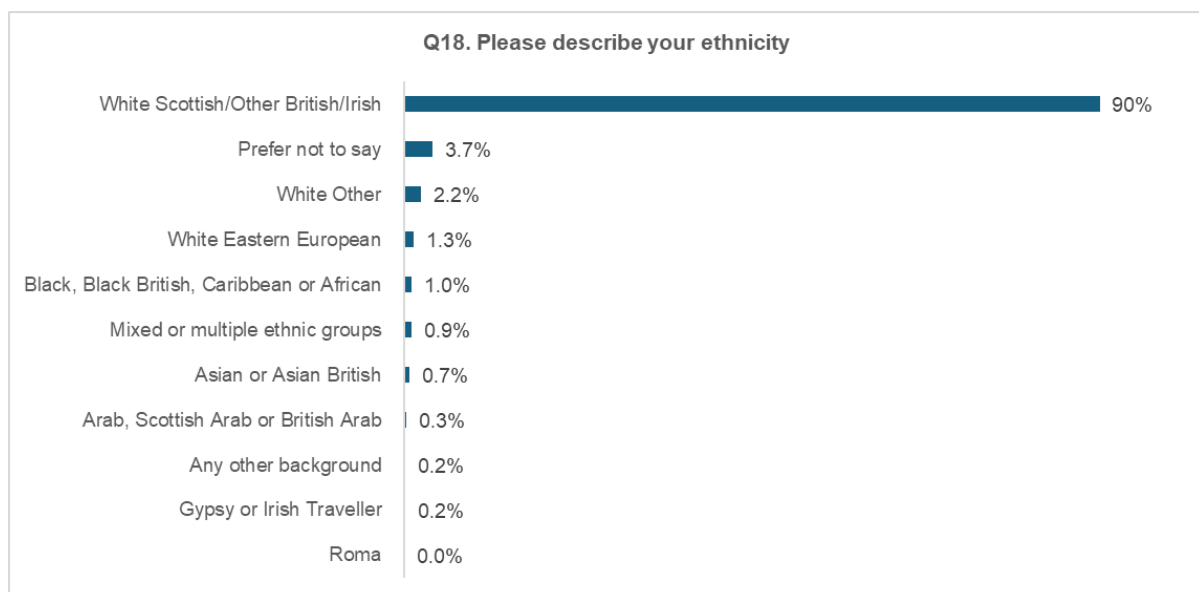
- Long-term illness, disease or condition (23%)
- Mental health condition (22%)
- Physical disability (19%)



Base: 936

ETHNICITY

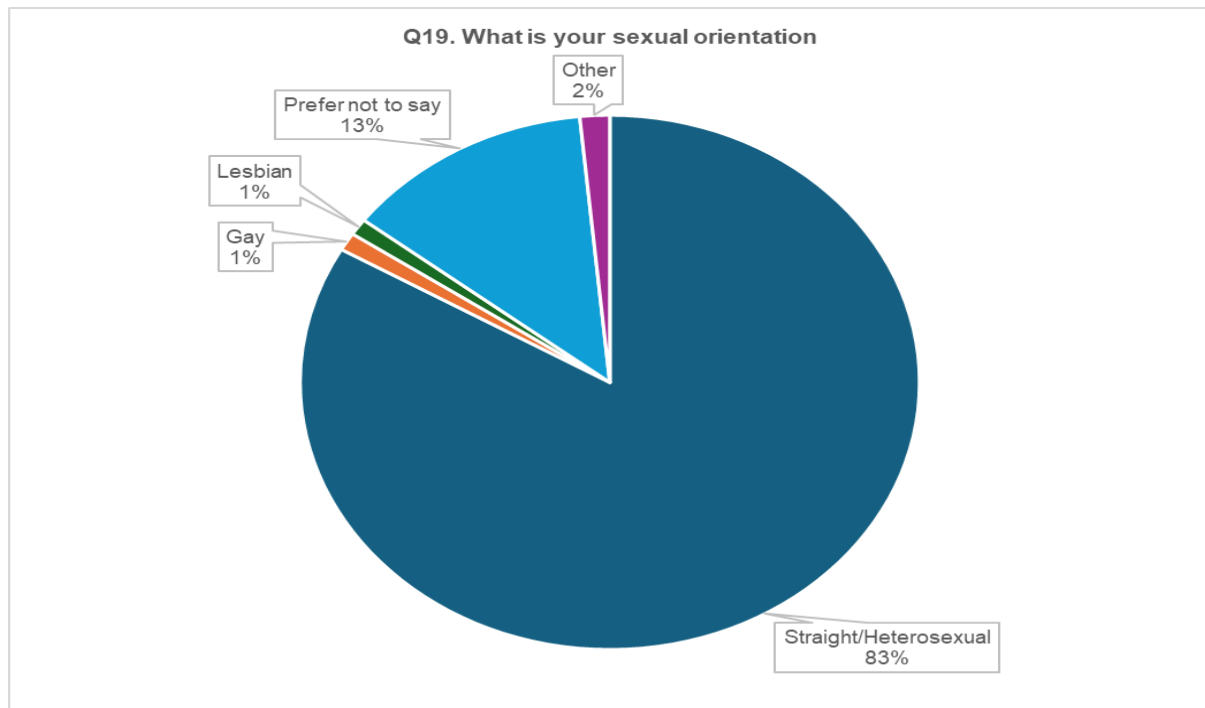
Most respondents (90%) stated their ethnicity as White Scottish/Other British/Irish. Four per cent of respondents stated that they would prefer not to say their ethnicity. Two per cent of respondents stated their ethnicity as White other. A response of 1% was given to each of the following ethnicities, White Eastern European, Black, Black British, Caribbean or African, Mixed or multiple ethnic groups and Asian or Asian British. Less than 1% of respondents stated their ethnicity as either Arab, Scottish Arab or British Arab (0.3%), Any other background (0.2%) or Gypsy or Irish Traveller (0.2%).



Base:1307

SEXUAL ORIENTATION

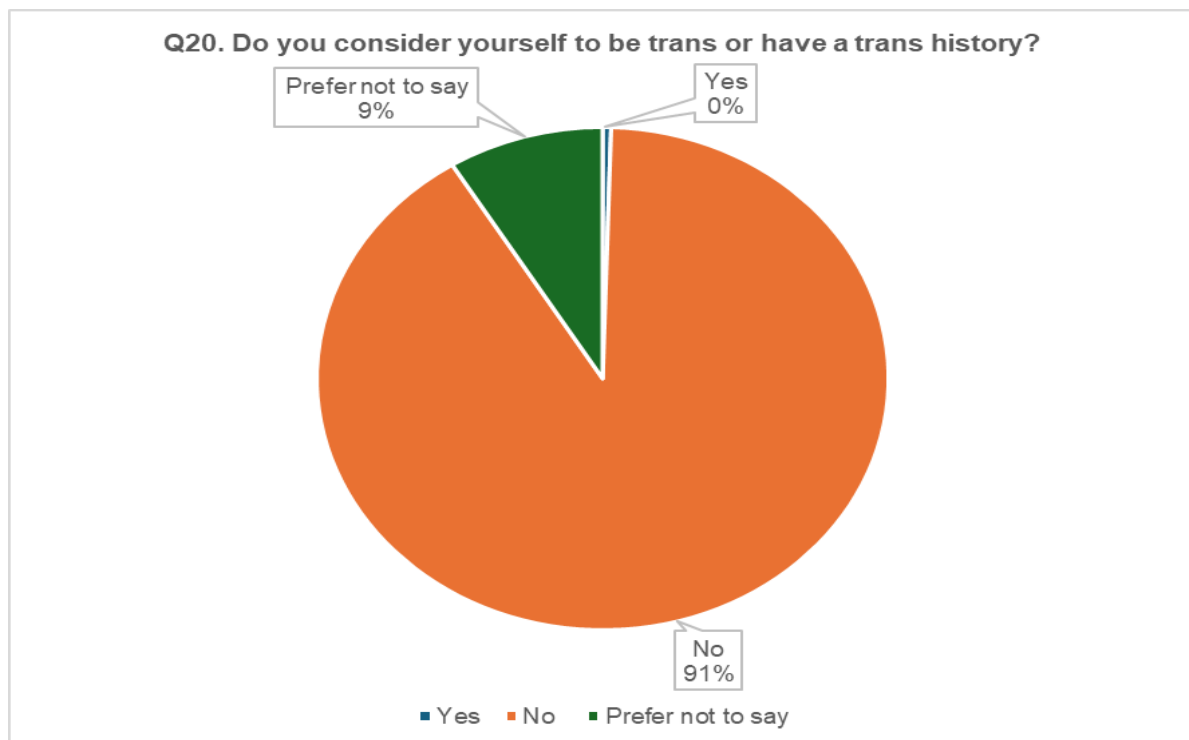
Most respondents (83%) stated their sexual orientation as Straight/Heterosexual. Thirteen per cent stated that they would prefer not to say, 2% stated Other, 1% stated Gay and 1% stated Lesbian.



Base: 1287

DO YOU CONSIDER YOURSELF TO BE TRANS OR HAVE A TRANS HISTORY?

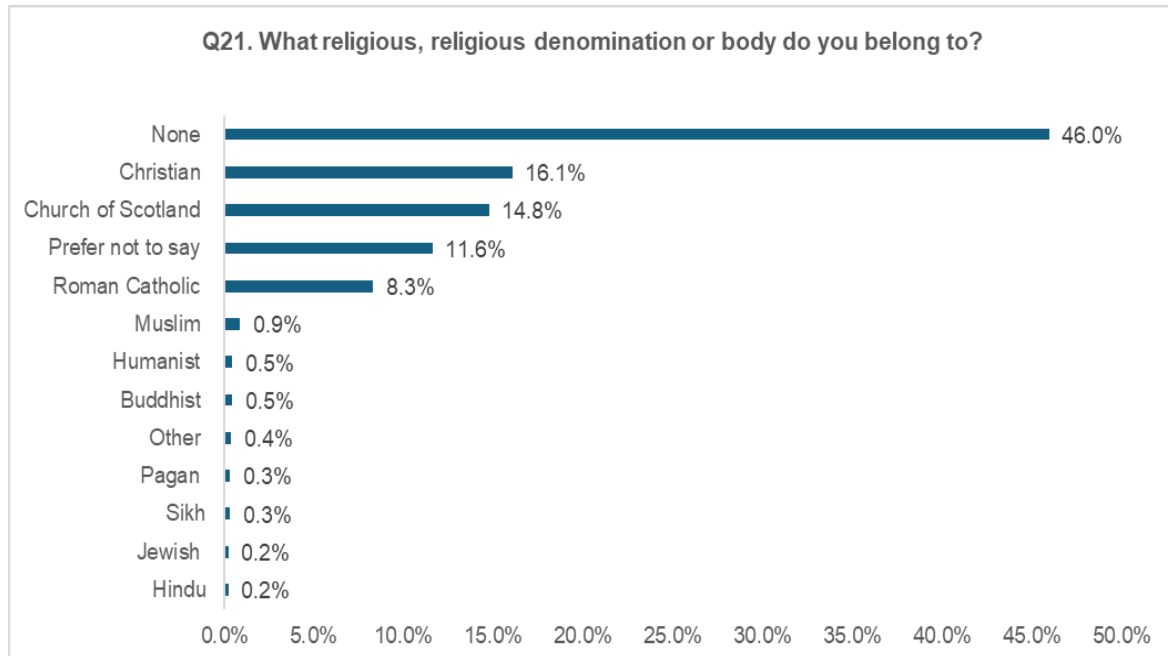
Most respondents (91%) stated that they did not consider themselves to be trans or have a trans history and 9% of respondents stated that they would prefer not to say when asked this question.



Base: 1270

RELIGION

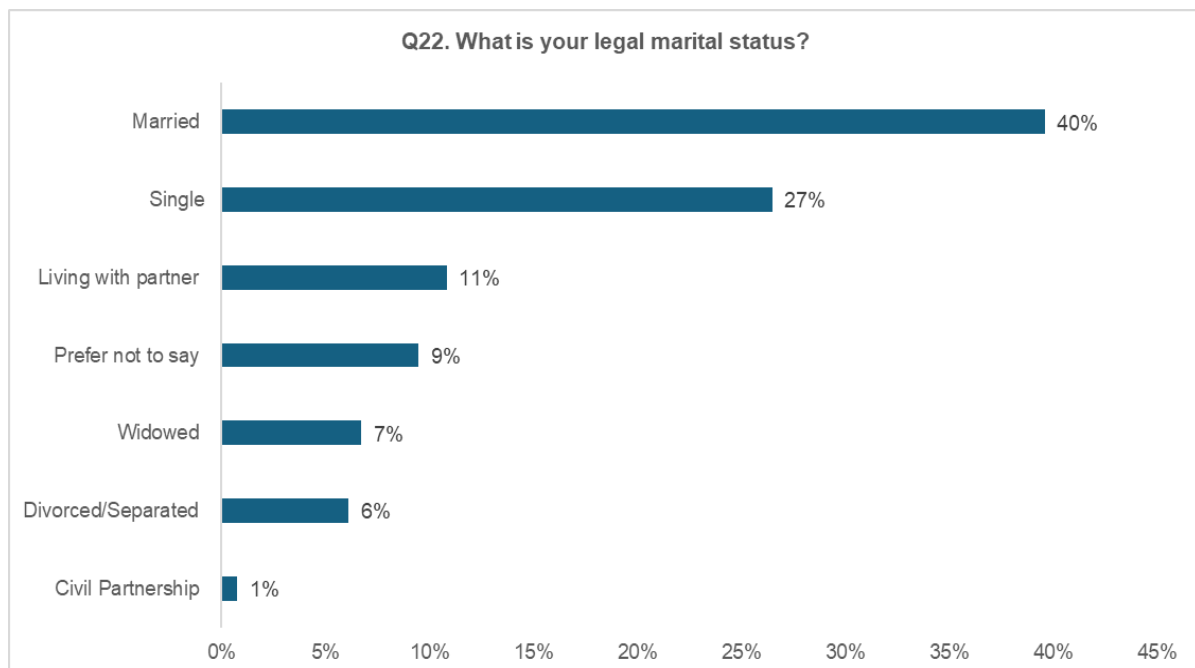
When asked to state their religion, religious denomination or body that they belong to 46% stated none. Sixteen per cent of respondents stated Christian, 15% stated Church of Scotland, 12% stated that they would prefer not to say and 8% stated Roman Catholic. Small proportions of respondents stated Muslim (1%), Humanist (1%), Buddhist (1%), Other (0.4%), Pagan (0.3%), Sikh (0.3%), Jewish (0.2%) or Hindu (0.2%).



Base: 1281

LEGAL MARITAL STATUS

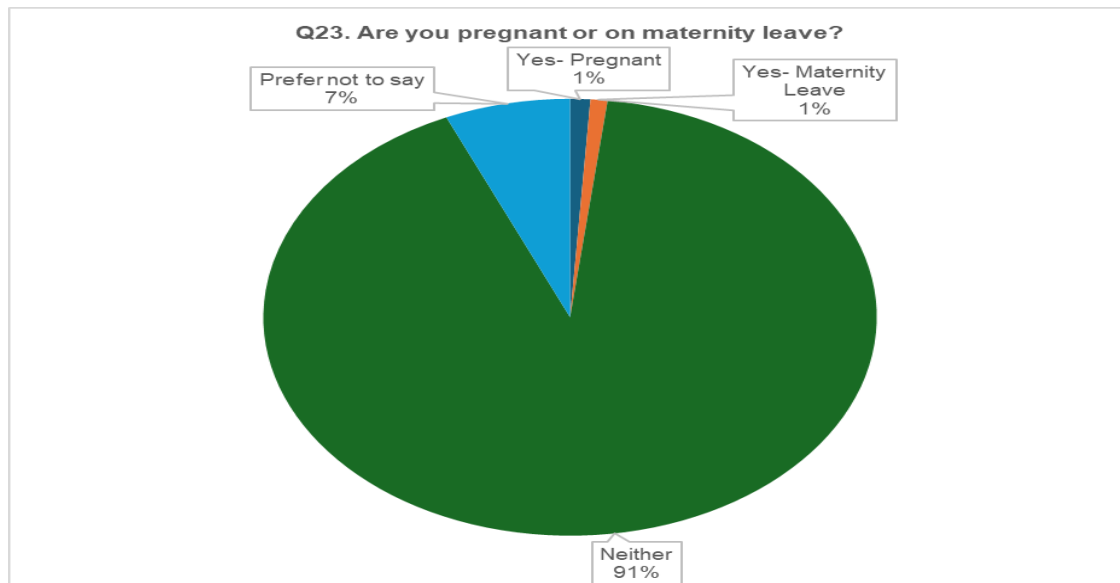
When asked about their legal marital status 40% of respondents stated that they were married, 27% stated that they were single and 11% stated living with a partner. Nine per cent of respondents stated that they would prefer not to say, 7% were widowed, 6% were divorced/separated and 1% of respondents were in a civil partnership.



Base: 1298

PREGNANCY OR MATERNITY LEAVE

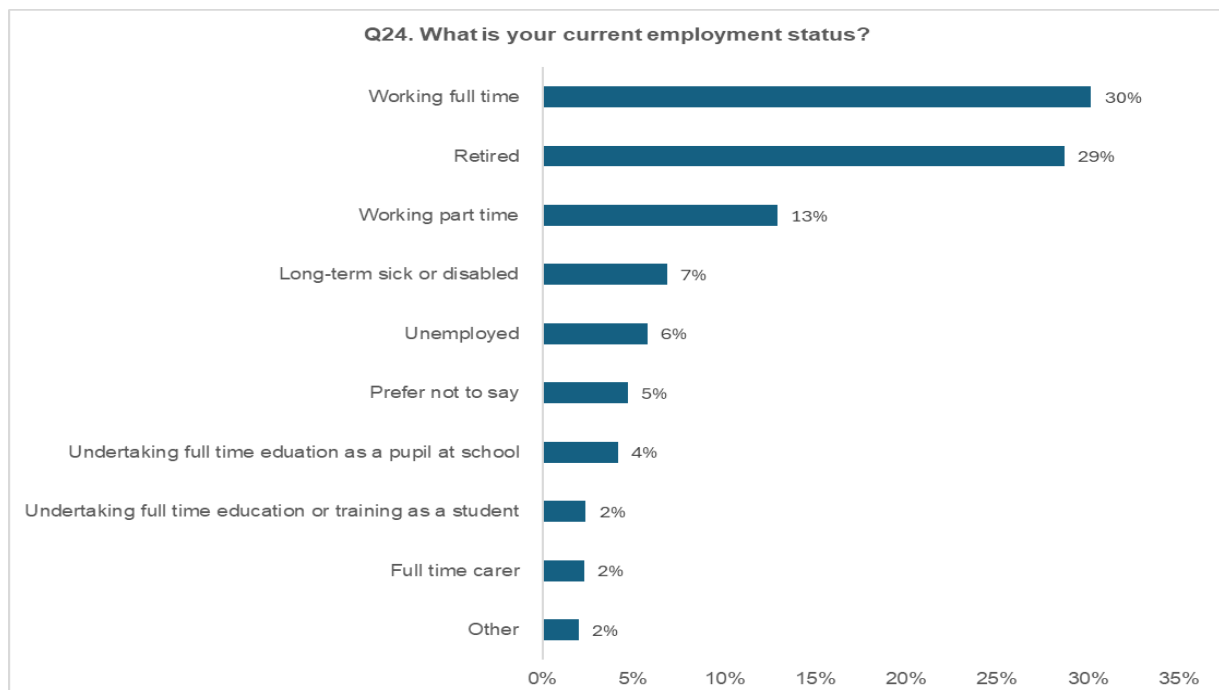
Most respondents (91%) stated that they were neither pregnant or on maternity leave. One percent of respondents stated that they were pregnant and 1% stated that they were on maternity leave. Seven per cent of respondent stated they would prefer not to say.



Base: 1226

CURRENT EMPLOYMENT STATUS

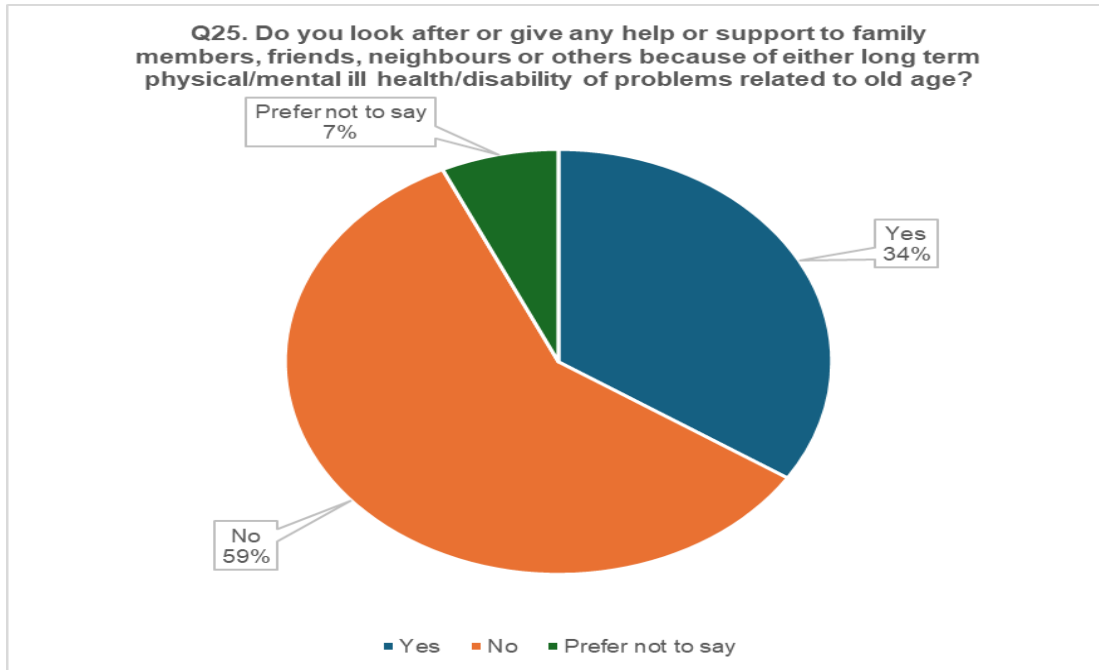
When asked about their current employment status 30% of respondents stated that they work full time, this was followed by 29% of respondents who stated retired and 13% of respondents who stated working part time. Seven per cent of respondents stated that they were long term sick or disabled, 6% stated unemployed and 5% stated that they would prefer not to say. Four per cent of respondents stated that they were undertaking full time education as a pupil at school and 2% was stated for each of the following categories, undertaking full time education or training as a student, full time carer and other.



Base: 1299

Do you look after or give any help or support to family members, friends, neighbours or others because of either long-term physical/mental ill-health/disability or problems related to old age? – Do not count anything that you do as part of paid employment

Most respondents (59%) stated that they did not look after or give any help or support to family members, friends, neighbours or others because of either long-term physical/mental ill-health/disability or problems related to old age. Thirty four per cent of respondents stated that they did do this and 7% stated that they would prefer not to say when asked this question.



Base:1292

Community Campus Consultation Report

INTRODUCTION

Dundee City Council is currently building a new Community Campus to serve the East End of the city which will open in August 2025. As part of this project, the Council, in partnership with Leisure and Culture Dundee consulted on the proposed relocation of both Council and Leisure & Culture Dundee run services from the following facilities:

1. The Hub Library & Community Facilities
2. Whitfield Library (The Crescent)
3. Douglas Community Centre & Library
4. Douglas Sports Centre

The consultation was carried out between 4 November to 15 December 2024, the key aim was to identify any impacts the relocation of services from these facilities would have on the local community, consider any measures that could be taken to mitigate or lessen these, and explore the future of the existing community buildings.

Consultees were able to respond to the consultations online via the Council's website. It was important that all users of the facilities and the wider communities had a fair and equal opportunity to take part, so paper copies were made available from libraries and the affected facilities. Fourteen public drop-in sessions were held, six in Douglas Community Centre and Library, four in Douglas Sports Centre, three in the Hub library and one in Whitfield Library.

Regular promotion of the consultation was undertaken during this period to encourage feedback. There was a total of 1334 responses to the questionnaire 641 online and 693 paper versions, a further 7 written submissions were received directly. Questions were optional therefore the base number of responses for each question below will differ, results are provided as a proportion of those who answered each question.

Demographic summary of respondents

- 60% were female
- 6% under the age of 16
- 30% aged 45 to 64
- 24% aged 65 and over
- 27% had a disability
- 31% stated that their day-to-day activities were limited because of a health problem or disability which has lasted or is expected to last, at least 12 months
- 23% had a long-term illness or health condition
- 22% had a mental health condition
- 30% were working full time, 13% part time
- 29% were retired
- 6% were unemployed
- 34% stated that they looked after or gave help/support to family members, friends, neighbours because of either long-term physical/mental ill-health/disability or problems related to old age

ANALYSIS OF RESPONSES

1. Where are you from?

The following chart shows that the greatest proportion of postcodes provided were from the DD4 area with around 55% of responses coming from this area, this was followed by the DD5 area with 25%. In



Integrated Impact Assessment

Committee Report Number: 117-2025

Document Title: East End Community Consultation - Douglas Community Centre & Library

Document Type: Procedure

Description:

This report updates elected members on the results of the consultation and the review of the services which has been carried out and makes recommendations on changes to be implemented.

Intended Outcome:

To seek approval to implement actions described in the report

Period Covered: 21/04/2025 to 21/04/2026

Monitoring:

Community Campus Assurance Board

Lead Author:

Nicky MacCrimmon, Community Empowerment Manager, Neighbourhood Services,

nicky.maccrimmon@dundee.gov.uk , 01382435822,

CLD HQ. 1 Shore Tce, Dundee

Director Responsible:

Tony Boyle, Executive Director Neighbourhood Services, Neighbourhood Services

tony.boyle@dundee.gov.uk, 07919 522449

5 City Square Dundee

Equality, Diversity and Human Rights

Impacts & Implications

Age: Positive

The positive links made with local primary schools with both the community centre and library was noted and therefore the retention of services within Douglas is positive for the young people of Douglas.

Disability: Positive

A higher percentage of respondents than would be found in the general population identified as having a disability. The retention of Douglas Community Centre and Library therefore represents a positive development for those with a disability accessing the facility.

One of the negative outcomes of closure identified was the ability of people with mobility issues and other disabilities to access services outside of Douglas so the retention of local services is a further positive.

Gender Reassignment: No Impact

Marriage & Civil Partnership: No Impact

Pregnancy & Maternity: No Impact

Race / Ethnicity: No Impact

Religion or Belief: No Impact

Sex: Positive

Two thirds of respondents to the consultation were women, a higher proportion than the general population, therefore the retention of services in Douglas will have a proportionally higher positive impact on women

Sexual Orientation: No Impact

Are any Human Rights not covered by the Equalities questions above impacted by this report?

No

Fairness & Poverty

Geographic Impacts & Implications

Strathmartine:	No Impact
Lochee:	No Impact
Coldside:	No Impact
Maryfield:	No Impact
North East:	No Impact
East End:	Positive
The Ferry:	No Impact
West End:	No Impact

Household Group Impacts and Implications

Looked After Children & Care Leavers: No Impact

Carers: No Impact

Lone Parent Families: Positive

One of the highest user groups of Douglas Community Centre was those attending after school clubs. It is anticipated that this cohort would make proportionally higher use of such provision than the general population and therefore the retention represents a positive development. This compliments the offering from the Campus.

Single Female Households with Children: Positive

One of the highest user groups of Douglas Community Centre was those attending after school clubs. It is anticipated that this cohort would make proportionally higher use of such provision than the general population and therefore the retention represents a positive development. This compliments the offering from the Campus.

Greater number of children and/or young children: Positive

One of the highest user groups of Douglas Community Centre was those attending after school clubs. It is anticipated that this cohort would make proportionally higher use of such provision than the general population and therefore the retention represents a positive development. This compliments the offering from the Campus.

Pensioners - single / couple: No Impact

Unskilled workers or unemployed: No Impact

Serious & enduring mental health problems: Positive

One of the highest user groups of Douglas Community Centre was those attending community cafes. It is anticipated that this cohort would make proportionally higher use of such provision than the general population and therefore the retention represents a positive development.

Homeless: No Impact

Drug and/or alcohol problems: Positive

One of the highest user groups of Douglas Community Centre was those attending community cafes. It is anticipated that this cohort would make proportionally higher use of such provision than the general population and therefore the retention represents a positive development.

Offenders & Ex-offenders: No Impact

Socio Economic Disadvantage Impacts & Implications

Employment Status: No Impact

Education & Skills: Positive

The positive links made with local primary schools with both the community centre and library was noted and therefore the retention of services within Douglas is positive for the young people of Douglas. This compliments the offering from the Campus.

The retention of the range of volunteering opportunities offered in Douglas will be anticipated to have a positive impact on people's employability

Income: Positive

The work of the Douglas Advice Hub was noted with people able to get advice on income maximisation through services here, therefore retention of services in Douglas will positively impact people's incomes.

Caring Responsibilities (including Childcare): No Impact

Socio Economic Disadvantage Impacts & Implications

Affordability and accessibility of services: Positive

The retention of Douglas Community Centre and Library is a positive for the community as it not only allows existing services to continue but provides an opportunity to further develop services and bring external funding into the Douglas area.

Fuel Poverty: Positive

The work of the Douglas Advice Hub was noted with people able to get advice on grants and practical tips to tackle fuel poverty through services here, therefore retention of services in Douglas will positively impact fuel poverty.

Cost of Living / Poverty Premium: Positive

The range of services delivered in Douglas that tackle inequalities were noted, as was the importance of being able to access these services locally. Therefore, retention of Douglas Community Centre and Library is a positive.

Connectivity / Internet Access: Positive

The retention of the library service within Douglas is a positive as it will allow the retention of access to the internet for residents in that community.

Income / Benefit Advice / Income Maximisation Positive

The work of the Douglas Advice Hub was noted with people able to get advice on income maximisation through services here, therefore retention of services in Douglas will positively impact people's incomes.

Employment Opportunities: Positive

The retention of the range of volunteering opportunities offered in Douglas will be anticipated to have a positive impact on people's employability.

Education: Positive

The range of services delivered in Douglas that tackle inequalities were noted, as was the importance of being able to access these services locally. Therefore, retention of Douglas Community Centre and Library is a positive.

Health: Positive

Innovative links having been established between the community centre and the local GP were noted. Therefore, the decision to retain services in Douglas is anticipated to have a positive impact on health in the local community.

Life Expectancy: Positive

The link between loneliness and reduced life expectancy is acknowledged. One of the possible negative aspects of closure identified was an increase in social isolation for people in Douglas, therefore retention of services in Douglas is expected to have a positive impact on life expectancy.

Mental Health: Positive

The range of services delivered in Douglas that tackle inequalities were noted. This would include the community cafes, a range of volunteering opportunities and links with local GPs. Therefore, retention of Douglas Community Centre and Library is a positive.

Overweight / Obesity: No Impact

Child Health: Positive

The range of services delivered in Douglas that tackle inequalities were noted, this includes the growing and environmental projects undertaken by local school pupils which will have a positive effect on their health. Therefore, retention of Douglas Community Centre and Library is a positive.

Neighbourhood Satisfaction: Positive

The retention of Douglas Community Centre and Library is a positive for the community as it not only allows existing services to continue but provides an opportunity to further develop services and bring external funding into the Douglas area.

One of the negative outcomes of closure identified was the ability of people to access services outside of Douglas so the retention of local services is a further positive.

Transport: No Impact

Environment

Climate Change Impacts

Mitigating Greenhouse Gases: No Impact

Adapting to the effects of climate change: No Impact

Resource Use Impacts

Energy efficiency & consumption: No Impact

Prevention, reduction, re-use, recovery or recycling of waste: No Impact

Sustainable Procurement: No Impact

Transport Impacts

Accessible transport provision: No Impact

Sustainable modes of transport: No Impact

Natural Environment Impacts

Air, land & water quality: No Impact

Biodiversity: No Impact

Open & green spaces: Positive

Douglas Open Spaces project is intrinsically linked with the community centre and the local GP. The retention of the centre and library supports the ongoing work of Douglas Open Spaces, Dightly Connect and others.

Built Environment Impacts

Built Heritage: No Impact

Housing: No Impact

Is the proposal subject to a Strategic Environmental Assessment (SEA)?

No further action is required as it does not qualify as a Plan, Programme or Strategy as defined by the Environment Assessment (Scotland) Act 2005.

Corporate Risk

Corporate Risk Impacts

Political Reputational Risk: Positive

The retention of Douglas Community Centre and Library is a positive for the community as it not only allows existing services to continue but provides an opportunity to further develop services and bring external funding into the Douglas area.

Economic/Financial Sustainability / Security & Equipment: Positive

It was recognised that through the community centre the local community had brought in around Â£1.56 million of external investment in recent years. The retention of the centre will allow this work to continue to develop and bring external investment into Dundee.

Social Impact / Safety of Staff & Clients: Positive

Concerns raised about the increase in isolation that may arise from of the closure of Douglas Community Centre & Library and the ability of children and older people to access services outside of Douglas means the retention of services here is a positive.

Technological / Business or Service Interruption: No Impact

Environmental: No Impact

Legal / Statutory Obligations: No Impact

Organisational / Staffing & Competence: No Impact

Corporate Risk Implications & Mitigation:

The risk implications associated with the subject matter of this report are "business as normal" risks and any increase to the level of risk to the Council is minimal. This is due either to the risk being inherently low or as a result of the risk being transferred in full or in part to another party on a fair and equitable basis. The subject matter is routine and has happened many times before without significant impact.



Integrated Impact Assessment

Committee Report Number: 117-2025

Document Title: East End Community Consultation - The Hub Library

Document Type: Procedure

Description:

This report updates elected members on the results of the consultation and the review of the services which has been carried out and makes recommendations on changes to be implemented.

Intended Outcome:

To seek approval to implement actions described in the report.

Period Covered: 21/04/2025 to 21/04/2026

Monitoring:

Community Campus Assurance Board

Lead Author:

Anna Day, Head of Library and Cultural Services, Leisure and Culture Dundee,

anna.day@leisureandculturedundee.com , 01382 431500,

Central Library, The Wellgate, Dundee DD1 1DB

Director Responsible:

Judy Dobbie, Director, Leisure and Culture Dundee, Leisure and Culture Dundee

judy.dobbie@dundee.gov.uk, 01382 307460

LACD HQ, Central Library, The Wellgate DD1 1DB

Equality, Diversity and Human Rights

Impacts & Implications

Age: Negative

Although the majority of respondents indicated they were aged between 35 and 64 years old, with a relatively low percentage of respondents indicated that they were aged 65 and over or under 16, the closure of the Hub Library would have a negative impact. The new campus will offer a wider range of services and facilities than currently available, and alternative locations within the Linlathen area are being explored as potential locations for some of the services to be provide within the community.

Disability: Negative

A high number of respondents to the consultation indicated that they had a disability, which indicates that the closure of the Hub Library would have a negative impact.

The new Community Campus is a mile from the Hub Library and will have accessible and comprehensive facilities available. In Linlathen there are locations which have the potential to host some activities currently delivered in the Hub Library and these are being explored.

Gender Reassignment: No Impact

Marriage & Civil Partnership: No Impact

Pregenancy & Maternity: No Impact

Race / Ethnicity: No Impact

Religion or Belief: No Impact

Sex: No Impact

Sexual Orientation: No Impact

Are any Human Rights not covered by the Equalities questions above impacted by this report?

No

Fairness & Poverty

Geographic Impacts & Implications

Strathmartine:	No Impact
Lochee:	No Impact
Coldside:	No Impact
Maryfield:	No Impact
North East:	No Impact
East End:	Negative
The Ferry:	No Impact
West End:	No Impact

Household Group Impacts and Implications

Household Group Impacts and Implications

Looked After Children & Care Leavers: No Impact

Carers: No Impact

Lone Parent Families: No Impact

Single Female Households with Children: No Impact

Greater number of children and/or young children: No Impact

Pensioners - single / couple: No Impact

Unskilled workers or unemployed: Negative

It is recognised that the largest user group of the Hub were people accessing welfare/benefit/financial/employability/advice services. These will be available at the new Campus alongside a wider range of services than currently available at the Hub Library.

The closure of the Hub will be mitigated by the opening of a brand-new library and community facilities a mile from the existing facilities within the Drumgeith Community Campus.

Some activities delivered from the Hub were noted as being best retained within the community. For those activities other community facilities within Linlathen can be utilised.

Serious & enduring mental health problems: No Impact

Homeless: No Impact

Drug and/or alcohol problems: No Impact

Offenders & Ex-offenders: No Impact

Socio Economic Disadvantage Impacts & Implications

Employment Status: No Impact

Education & Skills: No Impact

Income: No Impact

Caring Responsibilities (including Childcare): No Impact

Affordability and accessibility of services: Negative

Whilst the closure of the Hub Library may be perceived as reducing accessibility, this will be mitigated by the new Drumgeith Campus which will have a range of additional services beyond which can currently be provided at the Hub. Alternative library provision within Linlathen is being examined, using other locations.

Fuel Poverty: No Impact

Cost of Living / Poverty Premium: No Impact

Connectivity / Internet Access: Negative

The Hub Library provides Internet access and support which will also be available at the new Campus. The library service provides a databank service with free sim cards, which will continue to be available locally.

Some activities delivered from the Hub were noted as being best retained within the community. For those activities other community facilities within Linlathen can be utilised.

Income / Benefit Advice / Income Maximisation Negative

Whilst the overall percentage was low it is recognised that the largest user group of the Hub were people accessing welfare/benefit/financial/employability/advice services. These services will be available at the new Campus alongside a wider range of services than currently available at the Hub Library.

Employment Opportunities: Negative

As with Income/Benefit Advice/Income Maximisation, the Hub Library provides access to services relating to employment opportunities, which will be available from the new Campus.

Some activities delivered from the Hub were noted as being best retained within the community. For those activities other community facilities within Linlathen can be utilised.

Education: No Impact

Health: No Impact

Life Expectancy: No Impact

Mental Health: No Impact

Overweight / Obesity: No Impact

Child Health: No Impact

Neighbourhood Satisfaction: Negative

Whilst the removal of the Hub from the East End ward may be perceived as negative, this will be mitigated by the opening of the Drumgeith Community Campus.

Some activities delivered from the Hub were noted as being best retained within the community. For those activities other community facilities within Linlathen can be utilised.

Transport: No Impact

Environment

Climate Change Impacts

Mitigating Greenhouse Gases: No Impact

Adapting to the effects of climate change: No Impact

Resource Use Impacts

Energy efficiency & consumption: No Impact

Prevention, reduction, re-use, recovery or recycling of waste: No Impact

Sustainable Procurement: No Impact

Transport Impacts

Accessible transport provision: No Impact

Sustainable modes of transport: No Impact

Natural Environment Impacts

Air, land & water quality: No Impact

Biodiversity: No Impact

Open & green spaces: No Impact

Built Environment Impacts

Built Heritage: No Impact

Housing: No Impact

Is the proposal subject to a Strategic Environmental Assessment (SEA)?

No further action is required as it does not qualify as a Plan, Programme or Strategy as defined by the Environment Assessment (Scotland) Act 2005.

Corporate Risk

Corporate Risk Impacts

Political Reputational Risk: Negative

Whilst the removal of the Hub may be perceived as negative and therefore represent a political risk, this will be mitigated by the opening of the Drumgeith Community Campus.

Some activities delivered from the Hub were noted as being best retained within the community. For those activities other community facilities within Linlathen can be utilised.

Economic/Financial Sustainability / Security & Equipment: No Impact

Social Impact / Safety of Staff & Clients: No Impact

Technological / Business or Service Interruption: No Impact

Environmental: No Impact

Legal / Statutory Obligations: No Impact

Organisational / Staffing & Competence: No Impact

Corporate Risk Implications & Mitigation:

The risk implications associated with the subject matter of this report are "business as normal" risks and any increase to the level of risk to the Council is minimal. This is due either to the risk being inherently low or as a result of the risk being transferred in full or in part to another party on a fair and equitable basis. The subject matter is routine and has happened many times before without significant impact.



Integrated Impact Assessment

Committee Report Number: 117-2025

Document Title: East End Community Consultation - Whitfield Library

Document Type: Procedure

Description:

This report updates elected members on the results of the consultation and the review of the services which has been carried out and makes recommendations on changes to be implemented.

Intended Outcome:

To seek approval to implement actions described in the report.

Period Covered: 21/04/2025 to 21/04/2026

Monitoring:

Community Campus Assurance Board

Lead Author:

Anna Day, Head of Library and Cultural Services, Leisure and Culture Dundee,

anna.day@leisureandculturedundee.com , 01382 431500,

Central Library, The Wellgate, Dundee DD1 1DB

Director Responsible:

Judy Dobbie, Director, Leisure and Culture Dundee

judy.dobbie@dundee.gov.uk, 01382 307460

LACD HQ, Central Library, The Wellgate DD1 1DB

Equality, Diversity and Human Rights

Impacts & Implications

Age: Negative

The consultation indicated that 13.9% of respondents who used Whitfield Library were aged under 16. The library is visited by local primary schools on a regular basis; however, these schools fall under the catchment area for the new Greenfield Academy, therefore visits to the new library in the Campus will be established.

Disability: Negative

Whilst a number of respondents with a disability or health condition indicated that they use Whitfield Library, the closure of the Whitfield will be mitigated by the opening of brand-new accessible library and community facilities within the Drumgeith Community Campus, under a mile from the existing facilities.

Gender Reassignment: No Impact

Marriage & Civil Partnership: No Impact

Pregenancy & Maternity: No Impact

Race / Ethnicity: No Impact

Religion or Belief: No Impact

Sex: No Impact

Sexual Orientation: No Impact

Are any Human Rights not covered by the Equalities questions above impacted by this report?

No

Fairness & Poverty

Geographic Impacts & Implications

Strathmartine:	No Impact
Lochee:	No Impact
Coldside:	No Impact
Maryfield:	No Impact
North East:	Negative
East End:	No Impact
The Ferry:	No Impact
West End:	No Impact

Household Group Impacts and Implications

Looked After Children & Care Leavers: No Impact

Household Group Impacts and Implications

Carers: No Impact

Lone Parent Families: No Impact

Single Female Households with Children: No Impact

Greater number of children and/or young children: No Impact

Pensioners - single / couple: No Impact

Unskilled workers or unemployed: Negative

5% of respondents to the consultation indicated that they were unemployed. There are very positive opportunities to increase access to services supporting jobseekers from the Drumgeith Campus, including IT support and employability advice services.

Serious & enduring mental health problems: No Impact

Homeless: No Impact

Drug and/or alcohol problems: No Impact

Offenders & Ex-offenders: No Impact

Socio Economic Disadvantage Impacts & Implications

Employment Status: No Impact

Education & Skills: No Impact

Income: No Impact

Caring Responsibilities (including Childcare): No Impact

Affordability and accessibility of services: Negative

Whilst the closure of Whitfield library may be perceived as reducing accessibility this will be mitigated by the opening of the Drumgeith Community Campus. The range of additional services which will be available from one location, including café facilities, IT, meeting spaces, as well as library provision, exceeds that which is currently feasible from Whitfield Library. The most common activities which Whitfield Library is used for are library services, which will be available at the new campus.

Alternative library provision is being examined including innovations such as self service units which could be located in key areas for community use. Locations being considered include supermarkets, GP Surgeries, existing council buildings and others.

Fuel Poverty: No Impact

Cost of Living / Poverty Premium: No Impact

Connectivity / Internet Access: Negative

Whilst the overall percentage through the consultation was low, a number of respondents indicate that they access computers and the internet at Whitfield Library.

The databank provision could be temporarily directed to help mitigate this issue.

Income / Benefit Advice / Income Maximisation No Impact

Employment Opportunities: Negative

Whilst the overall percentage through the consultation was low, it is recognised that a number of respondents indicated that they access welfare/benefit/financial/employability/advice services at Whitfield Library. These will be available at the new Campus alongside a wider range of services than currently available at Whitfield Library.

Education: No Impact

Health: No Impact

Life Expectancy: No Impact

Mental Health: No Impact

Overweight / Obesity: No Impact

Child Health: No Impact

Neighbourhood Satisfaction: Negative

Whilst the removal of the Whitfield from the North East ward may be perceived as negative, this will be mitigated by the opening of the Drumgeith Community Campus with access to a wider range of services and activities..

Transport: No Impact

Environment

Climate Change Impacts

Mitigating Greenhouse Gases: No Impact

Adapting to the effects of climate change: No Impact

Resource Use Impacts

Energy efficiency & consumption: No Impact

Prevention, reduction, re-use, recovery or recycling of waste: No Impact

Sustainable Procurement: No Impact

Transport Impacts

Accessible transport provision: No Impact

Sustainable modes of transport: No Impact

Natural Environment Impacts

Air, land & water quality: No Impact

Biodiversity: No Impact

Open & green spaces: No Impact

Built Environment Impacts

Built Heritage: No Impact

Housing: No Impact

Is the proposal subject to a Strategic Environmental Assessment (SEA)?

No further action is required as it does not qualify as a Plan, Programme or Strategy as defined by the Environment Assessment (Scotland) Act 2005.

Corporate Risk

Corporate Risk Impacts

Political Reputational Risk: Negative

Whilst the removal of the Whitfield may be perceived as negative and therefore represent a political risk, this will be mitigated by the opening of the Drumgeith Community Campus.

Economic/Financial Sustainability / Security & Equipment: No Impact

Social Impact / Safety of Staff & Clients: No Impact

Technological / Business or Service Interruption: No Impact

Environmental: No Impact

Legal / Statutory Obligations: No Impact

Organisational / Staffing & Competence: No Impact

Corporate Risk Implications & Mitigation:

The risk implications associated with the subject matter of this report are "business as normal" risks and any increase to the level of risk to the Council is minimal. This is due either to the risk being inherently low or as a result of the risk being transferred in full or in part to another party on a fair and equitable basis. The subject matter is routine and has happened many times before without significant impact.