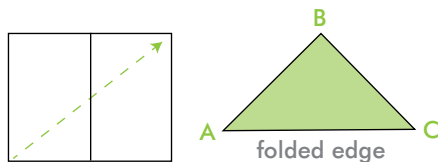
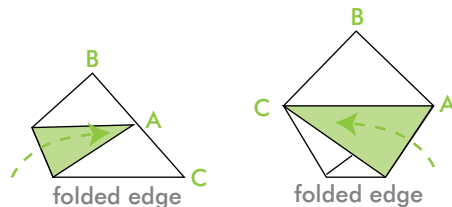


How to make a newspaper liner for your kitchen food caddy

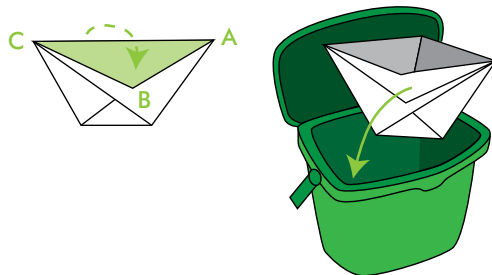
STEP 1 Fold a stack of 4 or 5 sheets of newspaper into a triangle.



STEP 2 Fold corners A to middle of B and C, and fold corner C to middle of A and B.



STEP 3 Fold down half of the newspaper layers at point B on one side, flip it over and fold the remaining layers down on the other half.



Open the paper basket and place into your kitchen food waste caddy.

Starts 3rd November 2016
Collected WEEKLY on a Thursday

Your **NEW** food waste collection service



recycle for Dundee

Dundee City Council
CHANGING FOR THE FUTURE

This information is made available in large print or in an alternative format that meets your needs.	
Chinese	欲知詳情, 請致電: 01382 435825
Russian	Более подробную информацию можно получить позвонив по телефону: 01382 435825
Urdu	مزید تفصیلات کے لیے براہ کرم 01382 435825 پر رابطہ کریں۔
Polish	po dalszą informację zadzwoń pod numer 01382 435825
Alternative Formats	For further information please contact the issuer of this publication

www.dundee.gov.uk/recyclefordundee

✉ recycle@dundee.gov.uk

☎ 01382 434300/434303

recycle for Dundee

Dundee City Council
CHANGING FOR THE FUTURE



Collected every WEEK

Your **NEW** Food waste service

For all types of cooked and uncooked food waste

Please check the front of this leaflet for your weekly food waste collection day.

Top tip

All cooked and uncooked food waste can go into your kitchen caddy. This includes out of date food.



1 Line your caddy with a compostable liner, a plastic bag or newspaper.



2 Put all cooked and uncooked food waste (including bones) into your kitchen caddy.



3 When the liner is almost full, tie and remove from the kitchen caddy and replace with a new liner.



4 Place the full liner into your kerbside caddy.



5 Place your outdoor caddy at the kerbside on your collection day and we will collect it.

YES ✓

- ✓ Breads, cakes and pastries
- ✓ Eggs - including shells
- ✓ Fish - cooked and raw, including bones, skin and shells
- ✓ Fruit and vegetables - cooked and raw, including cores and peelings
- ✓ Pet food - wet and dry
- ✓ Rice, pasta and beans
- ✓ Tea bags and coffee grounds
- ✓ Hard fats and lard
- ✓ Meat - cooked and raw, including fat, skin and bones

NO ✗

- ✗ Food packaging such as cardboard, plastic, tins
- ✗ Garden waste
- ✗ Liquids or oils
- ✗ Straw or other animal bedding products
- ✗ Pet waste
- ✗ Black bags

Top tip

You can buy compostable liners from all major supermarkets or, alternatively, line your caddy with plastic bags or newspaper. **Please do NOT use black bags to line your caddy.**