

ITEM No ...4.....

REPORT TO: COMMUNITY SAFETY AND PUBLIC PROTECTION COMMITTEE –
22 FEBRUARY 2021

REPORT ON: ANTISOCIAL BEHAVIOUR – OCTOBER TO DECEMBER 2020

REPORT BY: EXECUTIVE DIRECTOR OF NEIGHBOURHOOD SERVICES

REPORT NO: 59-2021

1 PURPOSE OF REPORT

1.1 The purpose of this report is to provide an overview on the reporting figures to the Neighbourhood Services - Antisocial Behaviour (ASB) Team for the period 1st October 2020 to 31st December 2020.

2 RECOMMENDATION

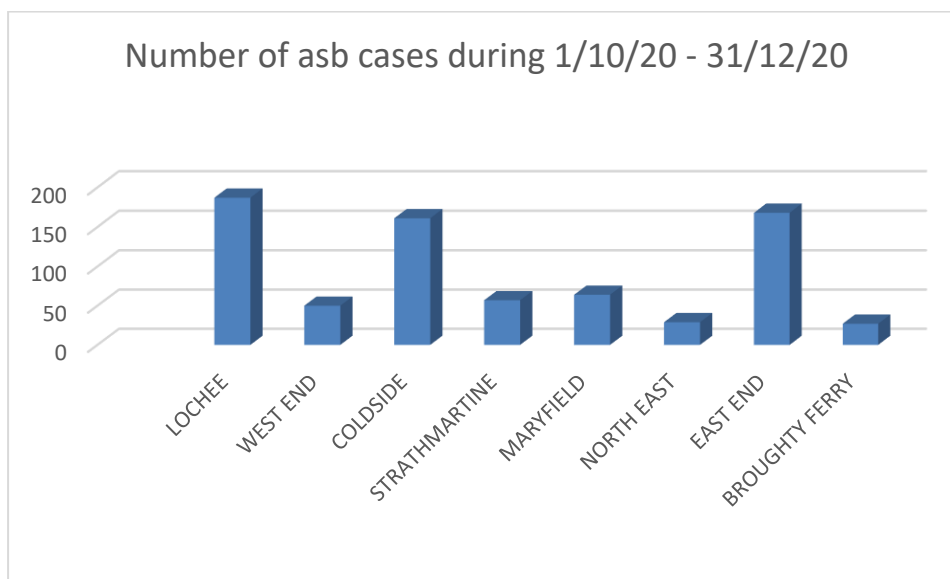
2.1. It is recommended that Committee notes the report.

3 FINANCIAL IMPLICATIONS

3.1 There are no financial implications associated with this report.

4 DATA RELATING TO REPORTING PERIOD

4.1 Number of cases per multi member ward area between 1/10/20 – 31/12/20:



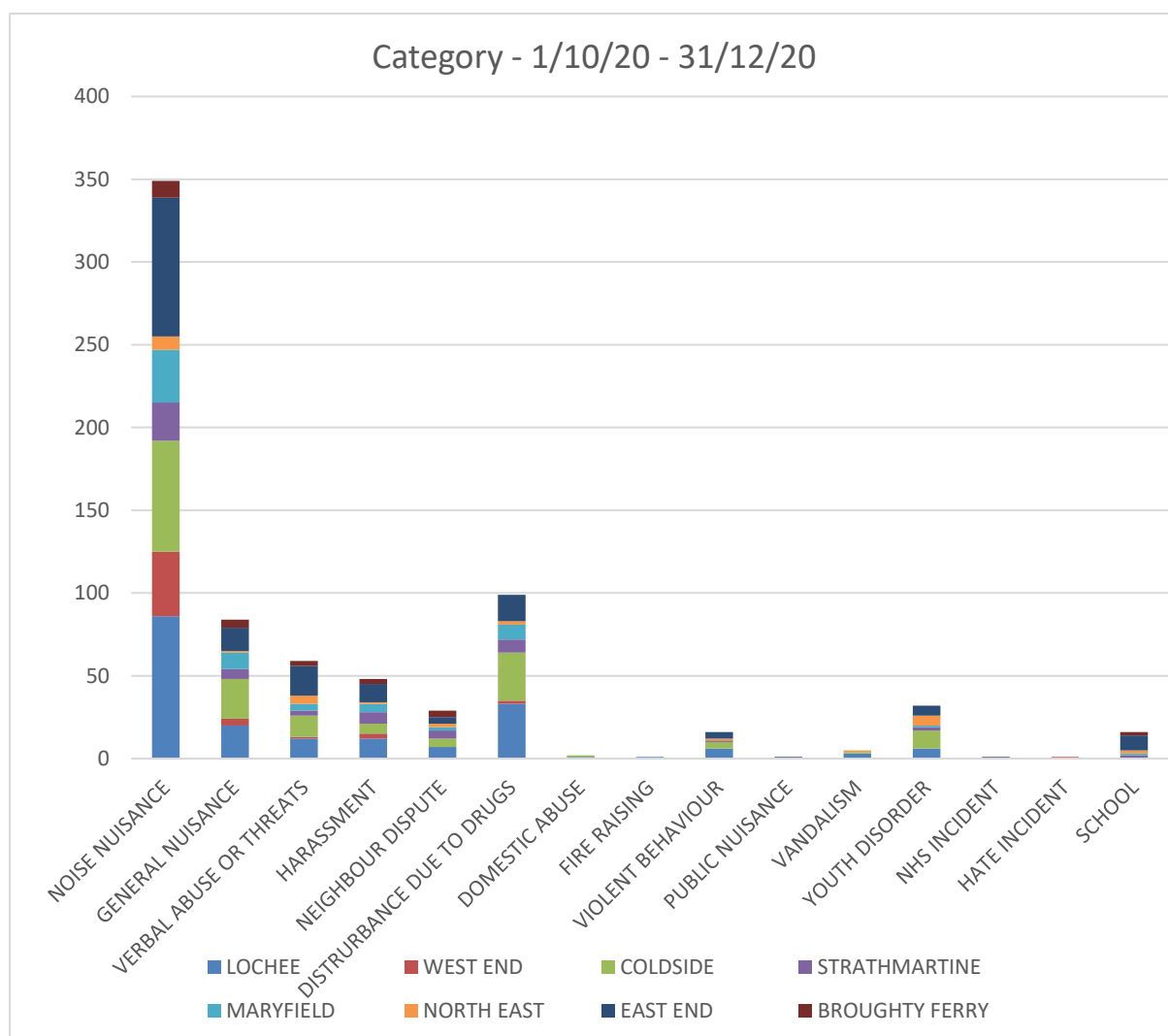
The above graph shows the largest number of cases the Antisocial Behaviour Team have are in Lochee (25.17%), Coldside (21.67%) and East End (22.61%) wards. From last quarter Lochee saw an increase from 22.69%, Coldside, a slight decrease from 22.69% and East End

a slight increase from 20.23%. This is consistent with other reporting periods and annual figures per ward area. The lower figures relating to West End (6.73%), North East (3.90%) and Broughty Ferry (3.63%) are also consistent with other reporting periods per ward area. Strathmartine ward accounts for 7.67% of complaints and Maryfield 8.61%.

From last quarter there has been an over all reduction in complaints ongoing within each Ward area from 855 to 743.

For the same reporting period last year, there were 693 ongoing cases reported, giving an increase this year of 50 cases. There is no analysis available as to whether this is due to the ongoing pandemic.

Types of complaints per multi member ward area between 1/10/20 – 31/12/20:



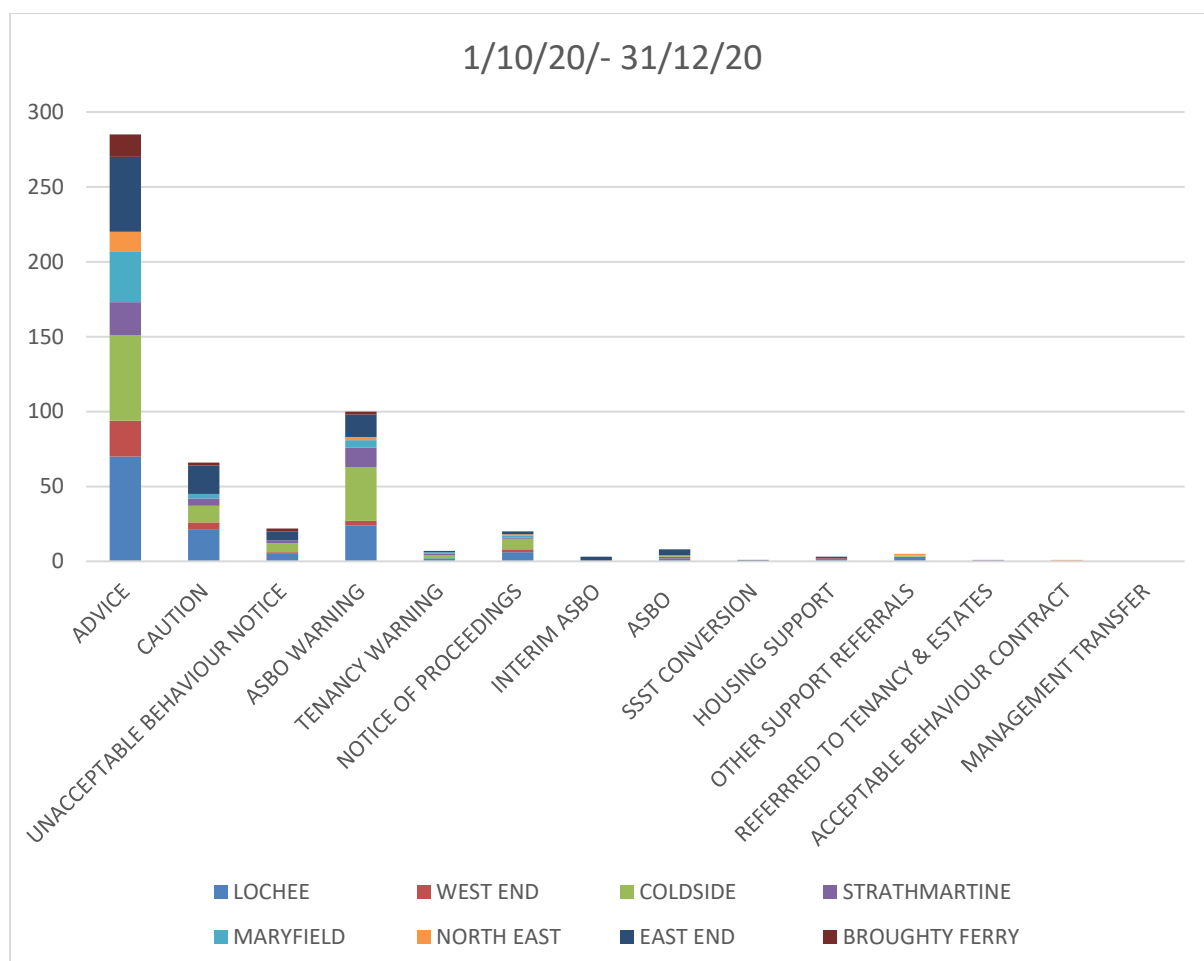
In this quarter noise complaints again account for 46.97% of cases (46.2% in previous quarter), general nuisance 11.31% compared with 12.51% last quarter, disturbances due to drugs 13.32% compared with 10.53% last quarter and verbal abuse or threats 7.94% compared to 11.58% last quarter.

Neighbour disputes have reduced from 6.43% to 3.90% and youth disorder increased from 2.57% to 4.31%.

In respect of distribution of these case types in ward areas, in almost every category Lochee, Coldside and East End reported the highest percentage of cases. The only change to this pattern was in Youth Disorder reports which show North East had the same number of youth reports as East End. Neighbour disputes were more equally spread across the city, and the other categories show nominal case numbers across all wards.

Appendix 1 comprises a data table showing the number of cases in the reporting period

Responses to complaints per ward area between 1/10/20 – 31/12/20:



The above graph shows advice being the most commonly used response to a complaint (54.6%), a slight reduction from last reporting period of 61%. Antisocial Behaviour Order Warnings and Cautions were used in 19.16% and 12.64% of cases respectively.

Legal action was used in a small percentage of cases, 3.83% of cases were served with a Notice of Proceedings (NOP) on the tenancy and 1.53% of cases resulted in an Antisocial Behaviour Order being sought and granted. These figures are similar to the previous reporting period with 2.63% of cases served with an NOP and the same number of ASBOs being sought.

Appendix 2 comprises a data table showing action taken in the reporting period

ADDITIONAL UPDATE

Since the last report, the team have been able to recommence deployment of sound recording equipment to properties where noise is continuing to be reported without any other sources of evidence. This is carried out without entering the properties for safety reasons and is working well.

5 POLICY IMPLICATIONS

- 5.1 This report has been subject to an assessment of any impacts on Equality & Diversity, Fairness & Poverty, Environment and Corporate Risk. A copy of the Impact Assessment is available on the Council's website at www.dundee.gov.uk/ia/reports.

6 CONSULTATIONS

- 6.1 The Council Management Team were consulted on the preparation of this report and agree with its contents.

Elaine Zwirlein
Executive Director of Neighbourhood Services

Tom Stirling
Head of Community Safety & Protection

28 January 2021

APPENDIX 1

CATEGORY	LOCHEE	WEST END	COLDSIDE	STRATHMARTINE	MARYFIELD	NORTH EAST	EAST END	BROUGHTY FERRY	TOTAL CAT
NOISE NUISANCE	86	39	67	23	32	8	84	10	349
GENERAL NUISANCE	20	4	24	6	10	1	14	5	84
VERBAL ABUSE OR THREATS	12	1	13	3	4	5	18	3	59
HARASSMENT	12	3	6	7	5	1	11	3	48
NEIGHBOUR DISPUTE	7	0	5	5	2	2	4	4	29
DISTURBANCE DUE TO DRUGS	33	2	29	8	9	2	16	0	99
DOMESTIC ABUSE	1	0	1	0	0	0	0	0	2
FIRE RAISING	1	0	0	0	0	0	0	0	1
VIOLENT BEHAVIOUR	6	0	4	1	0	1	4	0	16
PUBLIC NUISANCE	0	0	0	0	0	0	1	0	1
VANDALISM	3	0	1	0	0	1	0	0	5
YOUTH DISORDER	6	0	11	2	1	6	6	0	32
NHS INCIDENT	0	0	0	0	0	0	1	0	1
HATE INCIDENT	0	1	0	0	0	0	0	0	1
SCHOOL	0	0	0	2	1	2	9	2	16
TOTAL WARD	187	50	161	57	64	29	168	27	743

