

**REPORT TO: DUNDEE CITY COUNCIL COMMUNITY SAFETY AND PUBLIC
PROTECTION COMMITTEE**

REPORT NUMBER – 391 - 2019

7 October 2019

**Report by Area Commander Gordon Pryde, Local Senior Officer,
Scottish Fire and Rescue Service**

**SUBJECT: FIRE AND RESCUE QUARTERLY PERFORMANCE REPORT
1st July TO 30th September 2019**

Abstract

The Report contains performance information relating to the second quarter (July - September) of 2019-2020 on the performance of the Scottish Fire and Rescue Service in support of Member scrutiny of local service delivery.

1 PURPOSE OF THE REPORT

To provide information for the Committee regarding the performance of the Scottish Fire and Rescue Service against the priorities, outcomes and performance measures detailed within the Local Fire and Rescue Plan for Dundee 2017–2020, to facilitate local scrutiny.

2 RECOMMENDATIONS

It is recommended that members:

Note, scrutinise and question the content of this report.

3 FINANCIAL IMPLICATIONS

None.

4 BACKGROUND

4.1 The Local Fire and Rescue Plan for Dundee 2017-2020 was approved by the Community Safety and Public Protection Committee on 30th October 2017. In support of delivering the priorities in this plan, twelve headline indicators are utilised as performance measures and form the basis of quarterly monitoring reports.

4.2 The priorities and outcomes contained within the Local Fire and Rescue Plan reflect 'place' and the contribution of the Scottish Fire and Rescue Service to the City Plan for Dundee 2017-2026.

4.3 In summary the following priorities are detailed within the plan:

- Priority 1 – Improving Fire Safety in the Home
- Priority 2 – Improving Fire Safety and Resilience in the Business Community
- Priority 3 – Minimising the Impact of Unintentional Harm
- Priority 4 – Reducing Unwanted Fire Alarm Signals
- Priority 5 – Reducing Deliberate Fires
- Priority 6 – Effective Risk Management and Operational Preparedness

4.4 Appendix 1 attached to this report provides a detailed breakdown and analysis of all data collected during the reporting period. In addition, further sections are included to provide Members with an overview of a range of community safety engagement events and partnership working. Furthermore, it highlights any notable incidents and events.

5 EQUALITY IMPACT ASSESSMENT

5.1 Not applicable.

6 ENVIRONMENTAL ISSUES

6.1 There are no environmental issues arising as a consequence of this report.

7 SUMMARY

7.1 The attached report updates members regarding significant community safety engagement activities and gives context to the performance of the Scottish Fire and Rescue Service in the Dundee area against headline indicators and performance measures.

Area Commander Gordon Pryde
Local Senior Officer
Perth & Kinross, Angus and Dundee
Scottish Fire and Rescue Service
Blackness Road
Dundee
DD1 5PA



QUARTERLY MONITORING REPORT

Covering the activities and performance in support of the Local Fire and Rescue Plan for Dundee 2017-2020



**SCOTTISH
FIRE AND RESCUE SERVICE**

Working together for a safer Scotland

Quarter Two: 2019-20

**Working together
for a safer Scotland**

Dundee
City Council
www.dundee.gov.uk **CHANGING
FOR THE FUTURE**

ABOUT THE STATISTICS IN THIS REPORT

The activity totals and other statistics quoted in this report are provisional in nature and subject to change as a result of ongoing quality assurance and review.

Because all statistics quoted are provisional there may be differences in the period totals quoted in our reports after original publication which result from revisions or additions to the data on our systems.

From 2015-16 onwards responsibility for the publication of end-year statistical data transferred from the Scottish Government to the SFRS. This change of responsibility does not change the status of the figures quoted in this and other SFRS reports reported to the Committee.

TABLE OF CONTENTS	PAGE
Introduction	5
Quarterly Performance Summary	6
Quarterly Performance Highlights	7
Priority 1 - Improving Fire Safety in The Home	8
HI 1 – Accidental Dwelling Fires (ADF)	8
HI 2 – ADF Fatal Casualties	8
HI 3 – ADF Non-Fatal Casualties	8
Priority 2 - Improving Fire Safety and Resilience in the Business Community	10
HI 4 - Non-Domestic Building Fires	10
HI 5 – Fatal Casualties in Non-Domestic Buildings	10
HI 6 – Non-Fatal Casualties in Non-Domestic Buildings	10
Priority 3 - Minimising the Impact of Unintentional Harm	13
HI 7 – Road Traffic Collision (RTC) Incidents	13
HI 8 – Fatal RTC Casualties	13
HI 9 – Non-Fatal RTC Casualties	13
Priority 4 - Reducing Unwanted Fire Alarm Signals	15
HI 10 – Unwanted Fire Alarm Signals (UFAS)	15
Priority 5 - Reducing Deliberate Fires	17
HI 11 – Deliberate Primary Fires	17
HI 12 – Deliberate Secondary Fires	17
Priority 6 - Effective Risk Management and Operational Preparedness	19
APPENDIX 1: COMMUNITY SAFETY ENGAGEMENT PROGRAMMES	20
APPENDIX 2: NOTABLE INCIDENTS/EVENTS	22

This page is intentionally blank

INTRODUCTION

This is the quarter two (Q2) monitoring report for 2019-20, covering the SFRS's performance and activities in support of the six priorities in the Local Fire and Rescue Plan for Dundee 2017-2020, namely:

- Priority 1 - Improving fire safety in the home
- Priority 2 - Improving fire safety and resilience in the business community
- Priority 3 - Minimising the impact of unintentional harm
- Priority 4 - Reducing unwanted fire alarm signals
- Priority 5 - Reducing deliberate fires
- Priority 6 - Effective risk management and operational preparedness













As well as supporting the six priorities in the Local Fire and Rescue Plan for Dundee, this monitoring report shows how SFRS activities and performance contribute to the wider priorities of the Dundee Partnership as set out in the City Plan for Dundee 2017-2026.

The figures in this report are provisional, to provide the Committee with the SFRS's direction of travel in the Dundee area, in terms of performance against headline indicators and targets. Most figures will not change; however, members should note that there may be some small variations for some indicators when the final confirmed figures are published by the SFRS.




The Community Safety and Public Protection Committee agreed the new Local Fire and Rescue Plan for Dundee 2017-2020 on 30 October 2017. In support of delivering the priorities in this plan, 12 headline indicators and targets have been set and form the basis of this quarterly monitoring report.

PERFORMANCE SUMMARY

The table below provides a summary of 2019/20 Q2 activity and year to date (YTD) performance against headline indicators and annual targets. It aims to provide at a glance, our direction of travel during the current reporting year.

<p>HI 1 Accident Dwelling Fires</p>  <p>Q2 – 41 Incidents YTD – 92 Incidents Annual Target – below 200</p>	<p>HI 2 ADF Fatal Casualties</p>  <p>Q2 – 0 YTD – 0 Annual Target – 0</p>	<p>HI 3 ADF Non-Fatal Casualties</p>  <p>Q2 – 7 YTD – 13 Annual Target – below 46</p>
<p>HI 4 Non-Domestic Building Fires</p>  <p>Q2 – 9 Incidents YTD – 24 Incidents Annual Target – below 39</p>	<p>HI 5 Fatal Casualties in Non-Domestic Building Fires</p>  <p>Q2 – 0 YTD – 0 Annual Target – 0</p>	<p>HI 6 Non-Fatal Casualties in Non-Domestic Building Fires</p>  <p>Q2 – 0 YTD – 0 Annual Target – below 3</p>
<p>HI 7 Road Traffic Collision (RTC) Incidents</p>  <p>Q2 – 14 Incidents YTD – 22 Incidents Annual Target – below 35</p>	<p>HI 8 Fatal RTC Casualties</p>  <p>Q2 – 0 YTD – 0 Annual Target – 0</p>	<p>HI 9 Non-Fatal RTC Casualties</p>  <p>Q2 – 10 YTD – 11 Annual Target – below 17</p>
<p>HI 10 Unwanted Fire Alarm Signals</p>  <p>Q2 – 353 Incidents YTD – 613 Incidents Annual Target – below 1225</p>	<p>HI 11 Deliberate Primary Fires</p>  <p>Q2 – 12 Incidents YTD – 29 Incidents Annual Target – below 71</p>	<p>HI 12 Deliberate Secondary Fires</p>  <p>Q2 – 70 Incidents YTD – 217 Incidents Annual Target – below 540</p>

Year-to-Date Legend

	Below headline target
	Less than 10% above headline target
	More than 10% above headline target

PERFORMANCE HIGHLIGHTS

Of the 12 headline indicators and targets, the following performance should be noted for Q2 2019/20:

- The number of **Accidental Dwelling Fire's (ADF's)** continues to **reduce** over the longer-term and performance during Q2 and for the YTD is meeting the current target.
- There were **zero ADF Fatal Casualties** encountered for the year to date. The number of **ADF Non-Fatal Casualties** continues to **reduce** over the longer term and performance during Q2 and for the year to date is meeting the current target.
- The number of **Non-Domestic Building Fires** continues to **reduce** over the longer-term with Q2 activity being **44% lower** than the previous year. The YTD figure is showing red against the quarter due to the slightly higher than average number of incidents over the 3-year average for this quarter.
- There were **zero Fatal Fire Casualties in Non-Domestic Buildings** and, **zero Non-Fatal Fire Casualties in Non-Domestic Buildings also encountered** during this quarter. The overall figures highlight an encouraging **reduction** over the longer term. Performance during Q2 and for the YTD is below the target set for the year.
- The number of **Road Traffic Collision Incidents** is slightly higher than the 3-year average for Q2, however there has been a **reduction of 12.5%** in incidents from the same quarter reported last year.
- There were no **Road Traffic Collision (RTC) Fatal Casualties** encountered during Q2. The number of **RTC Non-Fatal Casualties** rescued during the quarter is higher than the previous quarter and is currently showing red. Figures however remain below the annual target set.
- The YTD number of **Unwanted Fire Alarm Signals (UFAS) caused by automatic fire alarms (AFAs) in non-domestic buildings** is sitting slightly above the predicted headline target for the year so far, due to an increase in UFAS for Q2. The YTD figure however is **8% lower** than the same YTD period for the previous year so is an overall improving picture.
- The number of **Deliberate Primary Fires** in Q2 has seen a significant and encouraging **40% reduction** on the previous year's quarter, and a **33% reduction** from the previous quarters figures. This target remains green with a continuing downward trend.
- The number of **Deliberate Secondary Fires** attended during quarter two has seen a very encouraging **55% reduction** from the previous years' (Q2) quarter. There has also been a **50% reduction** from the previous quarter (Q1) for this year. The continued significant and sustained efforts to try and address deliberate fire setting throughout Dundee City highlights the targeted multi-agency approach is clearly having a positive impact on fire related anti-social behaviour incidents, and this strategy will continue going forward to continually improve this picture.

PRIORITY 1 - IMPROVING FIRE SAFETY IN THE HOME

HI 1 – Accidental Dwelling Fires (ADF)

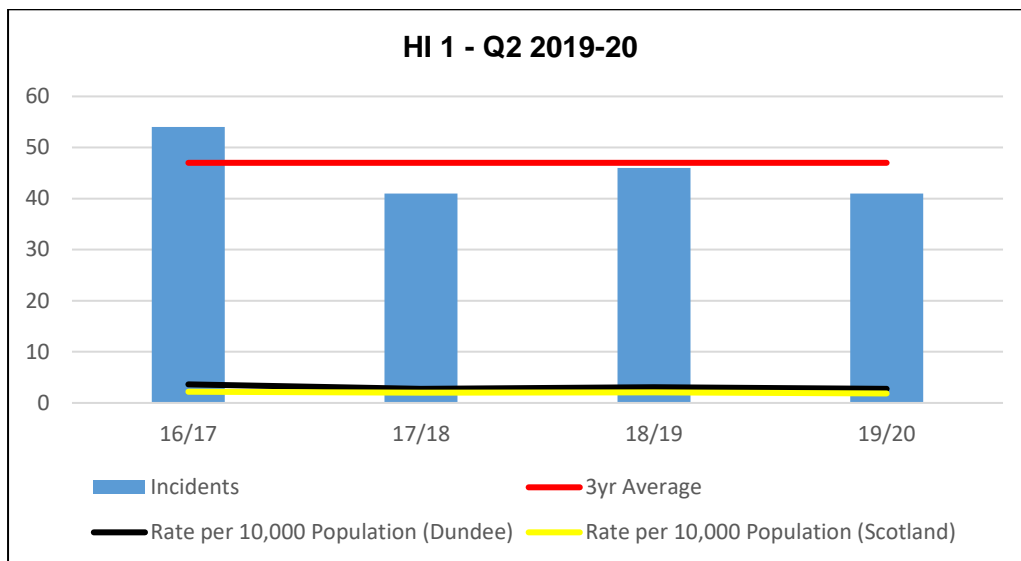


Table 1: Year to Date (April to September) Performance

	16/17	17/18	18/19	19/20	YTD	Annual Target
HI 1: ADF's	113	95	94	92	Green	200

HI 2 - ADF Fatal Casualties & HI 3 - ADF Non-Fatal Casualties

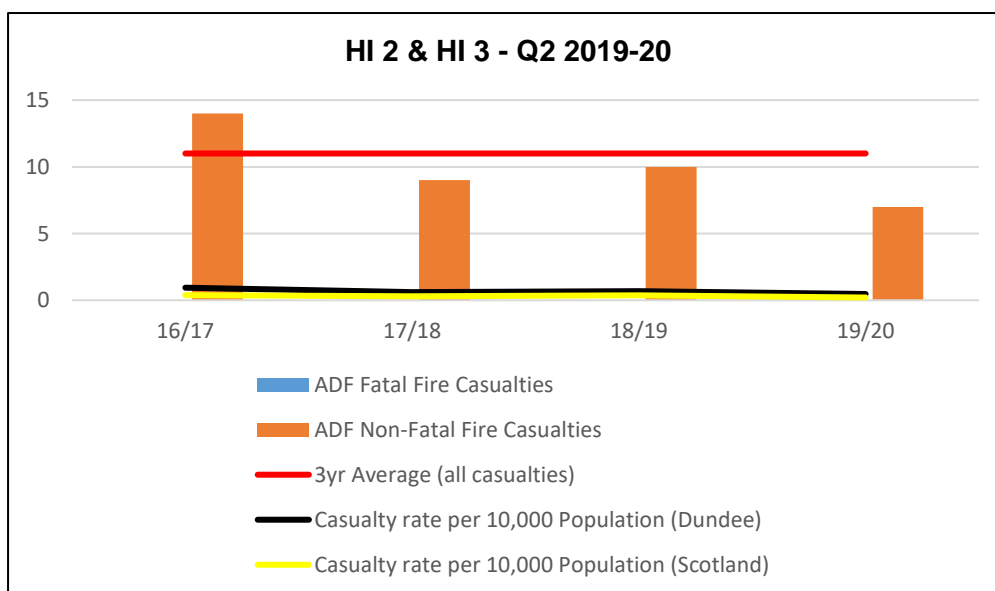


Table 2: Year to Date (April to September) Performance

	16/17	17/18	18/19	19/20	YTD	Annual Target
HI 2: ADF Fatal Casualties	0	0	0	0	Green	0
HI 3: ADF Non-Fatal Casualties	36	17	17	13	Green	46

Indicator Description

The largest single type of primary fire in Dundee is accidental fires in the home and their prevention is a key focus of the Service's community safety activity.

HI 1 – Accidental Dwelling Fires (ADF)

As a headline target, the aim is to reduce the rate of ADF's by keeping these incidents **below 200**, during 2019/20.

HI 2 – ADF Fatal Casualties

This indicator concentrates on members of the community for whom fire has been clearly identified as the cause of death, even if they die some-time after the actual fire. Those who die at, or after, the fire but where fire is **not** identified as the cause of death, are not included within these figures.

As a headline target, the optimum aim is to always strive to have **Zero ADF Fatal Casualties** in Dundee City.

HI 3 – ADF Non-Fatal Casualties

This headline target counts all types of non-fatal fire injury in the home, including precautionary checks.

As a headline target, the aim is to reduce the risk of injury from fire in the home by keeping fire injuries **below 46**, during 2019/20.

What we aim to Achieve

As well as helping to deliver Priority One: *Improving Fire Safety in the Home*, meeting the headline targets will also support the long-term ambition of the City Plan for Dundee and supports achievement of the following local outcomes:

- Our people will be better educated and skilled within a city renowned for learning and culture;
- Our children will be safe, healthy, achieving, nurtured, active, respected, responsible and included;
- People in Dundee will be able to live independently and access support when they need it;
- Our communities will be safe and feel safe

Performance Management

There were 41 ADF's reported during Q2, which is below the average number for that quarter. The total number of ADF's for the year to date of 2019/20 stands at 92, and is a 13% lower than the average of the previous 3 years against Q2 figures. We are therefore showing green for achieving the HI 1 annual target.

There were zero ADF Fatal Casualties during Q2. We are therefore showing green for achieving the HI 2 annual target.

There were 7 ADF Non-Fatal Casualties during Q2, which has reduced against the average number for that quarter. The total number of ADF Non-Fatal Casualties for the year to date stands currently at 13, so we are showing green for achieving the HI 3 annual target.

The community safety engagement section of Appendix One details a wide range of community safety engagement programmes conducted during Q2, in support of achieving the targets. This included completing 1848 Home Fire Safety Visits, of which 977 were targeted at high risk individuals and 571 targeted at medium risk individuals.

PRIORITY 2 – IMPROVING FIRE SAFETY AND RESILIENCE IN THE BUSINESS COMMUNITY

HI 4 – Non-Domestic Building Fires

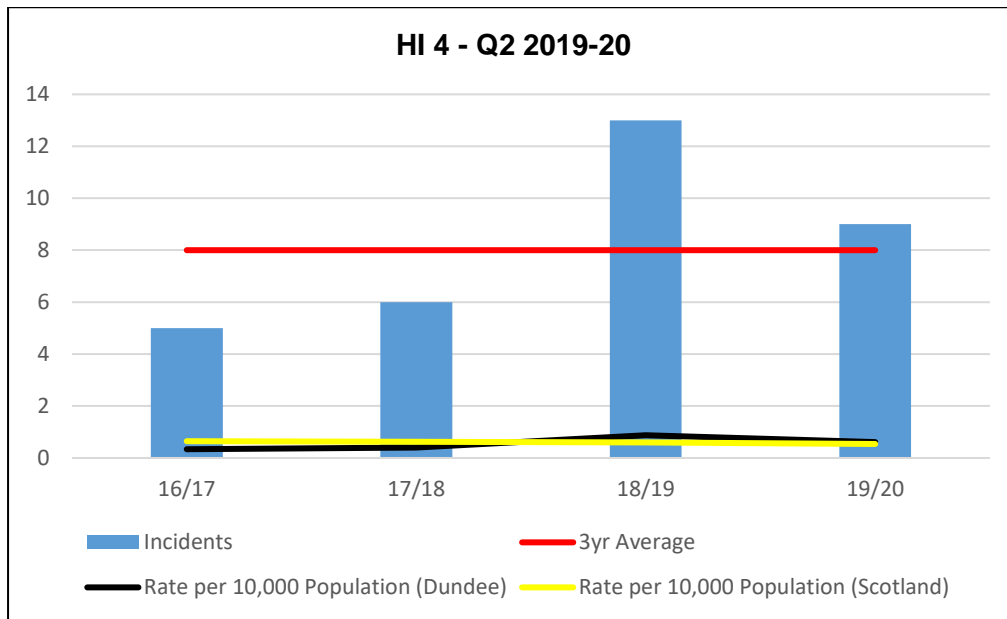


Table 3: Year to Date (April to September) Performance

	16/17	17/18	18/19	19/20	YTD	Annual Target
HI 4: Non-Domestic Building Fires	18	18	24	24	Red	Below 39

HI 5 – Fatal Fire Casualties in Non-Domestic Buildings & HI 6 – Non-Fatal Fire Casualties in Non-Domestic Buildings

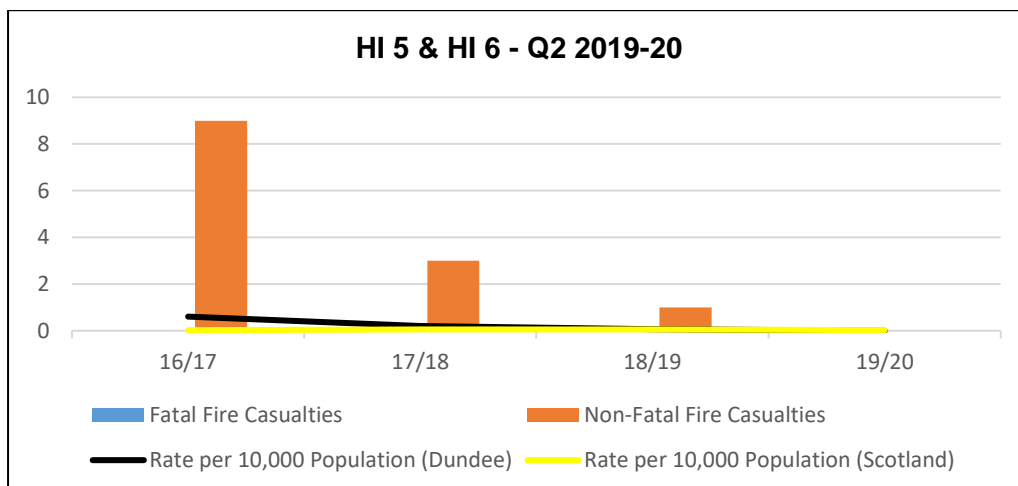


Table 4: Year to Date (April to September) Performance

	16/17	17/18	18/19	19/20	YTD	Annual Target
HI 5: Fatal Fire Casualties	0	0	0	0	Green	0
HI 6: Non-Fatal Fire Casualties	2	1	1	0	Green	3

Indicator Description

These headline indicators and targets cover the types of non-domestic buildings applicable to Part 3 of the Fire (Scotland) Act 2005 ('The Act') (e.g. care homes, hotels and hospitals) and is designed to reflect the effectiveness of fire safety management in respect of these types of buildings.

HI 4 - Non-Domestic Building Fires Applicable to the Act

As a headline target, the aim is to reduce the rate of accidental fires in non-domestic buildings (where 'The Act' applies), by keeping these fires **below 39** in Dundee during 2019/20.

HI 5 – Fatal Fire Casualties in Non-Domestic Building Fires Applicable to the Act

This indicator counts those people for whom fire has been clearly identified as the cause of death, even if they die some time after the actual fire. Those who die at, or after, the fire but where fire is **not** identified as the cause of death are not included in these figures. As a headline target, the aim is to have **Zero Fatal Fire Casualties** in non-domestic buildings applicable to the Act, in Dundee during 2019/20.

HI 6 – Non-fatal Fire Casualties in Non-Domestic Building Fires Applicable to the Act

This headline target counts all types of non-fatal fire injury in non-domestic buildings, including precautionary checks. As a headline target, the aim is to reduce risk of injury from fire in non-domestic buildings, by keeping fire injuries **below 3** in Dundee during 2019/20.

What we aim to Achieve

As well as helping to deliver Priority Two: *Improving Fire Safety and Resilience in the Business Community*, meeting the headline targets will also support the long-term ambition of the City Plan for Dundee and supports achievement of the following local outcomes:

Dundee will be an internationally recognised city at the heart of a vibrant region with more and better employment opportunities for people

Our communities will be safe and feel safe

Our people will live in strong, popular and attractive communities

Performance Management

There were 9 fires in non-domestic buildings during Q2, the majority were relatively minor in nature involving minimum firefighting intervention. The total number of fires for the year to date of 2019/20 stands at 24, and is currently showing red for achieving the HI 4 annual target for the year. Figures for this quarter are **44% lower** however than the same reporting period for last year.

There were zero Non-Domestic Fatal Casualties during Q2. We are therefore showing green for achieving the HI 5 annual target.

There was one Non-Domestic Non-Fatal Casualty during quarter one the total number of Non-Domestic Non-Fatal Casualties for the year to date stands at 1. Due to the low headline annual target set, we are currently showing red for achieving the HI 6 annual target, however the longer-term trend is reducing.

Our dedicated Fire Safety Enforcement Officers continue to audit relevant premises that fall within the scope of the Fire (Scotland) Act 2005 to ensure compliance with their statutory responsibilities. In total, 360 fire safety audits were completed at high life risk non-domestic buildings YTD, with a total of 232 premises during Q2. The target set for the year is 180 fire safety audits.

PRIORITY 3 – MINIMISING THE IMPACT OF UNINTENTIONAL HARM

HI 7 – Road Traffic Collision (RTC) Incidents

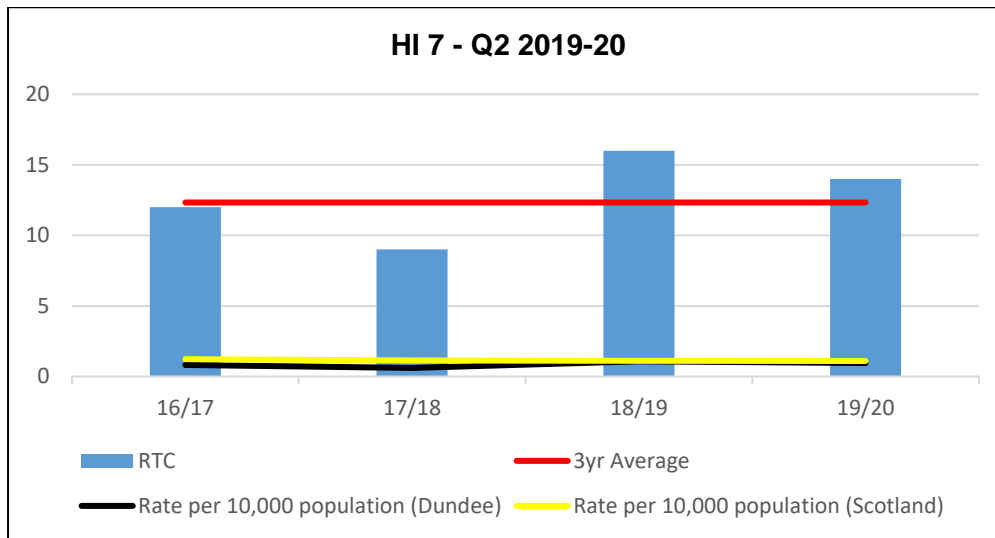


Table 5: Year to Date (April to September) Performance

	16/17	17/18	18/19	19/20	YTD	Annual Target
HI 7: RTC Incidents	16	19	26	22	Red	35

HI 8 – Fatal RTC Casualties & HI 9 – Non-Fatal RTC Casualties

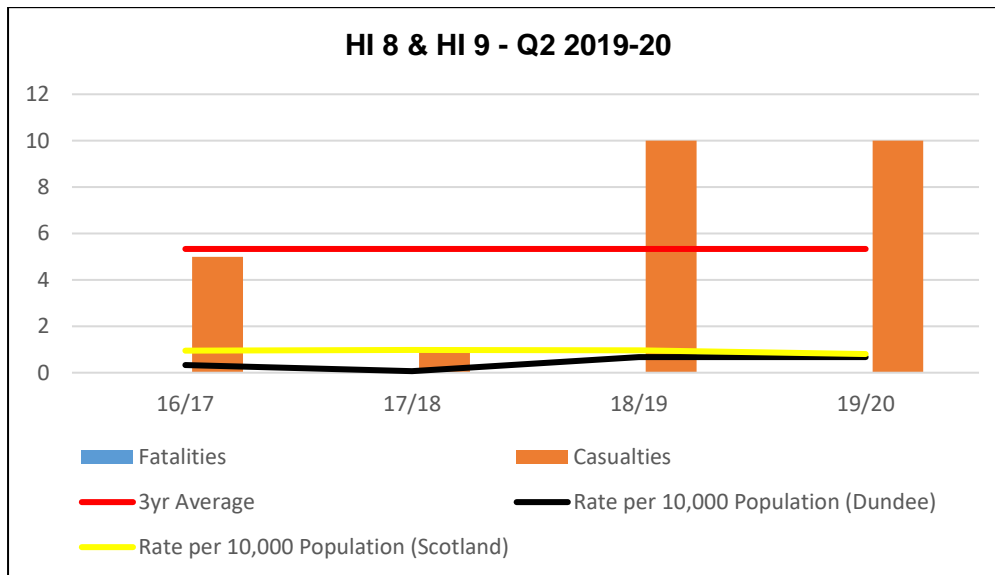


Table 6: Year to Date (April to September) Performance

	16/17	17/18	18/19	19/20	YTD	Annual Target
HI 8: Fatal RTC Casualties	0	0	0	0	Green	0
HI 9: Non-Fatal RTC Casualties	9	6	12	11	Red	17

Indicator Description

The SFRS has become increasingly involved in more non-fire related prevention work, in support of its role in promoting the wider safety and well-being of its communities, including minimising the impact of unintentional harm. The headline indicators and targets reflect the fact that most of non-fire related casualties attended by the SFRS in Dundee are at RTC Incidents.

HI 7 - RTC Incidents

As a headline target, the aim is to reduce the rate of RTC incidents, by keeping them **below 35** during 2019/20.

HI 8 – Fatal RTC Casualties

As a headline target, the aim is to reduce the risk of death from RTC's in Dundee, by keeping the number of fatal RTC casualties **at 0** during 2019/20.

HI 9 - Non-fatal RTC Casualties

As a headline target, the aim is to reduce the risk of injury from RTC's in Dundee, by keeping non-fatal RTC casualties **below 17** during 2019/20.

What we aim to Achieve

As well as helping to deliver Priority Three: *Minimising the Impact of Unintentional Harm*, meeting the headline targets will also support the long-term ambition of the City Plan for Dundee and supports achievement of the following local outcomes:

- Our people will be better educated and skilled within a city renowned for learning and culture
- Our children will be safe, healthy, achieving, nurtured, active, respected, responsible and included
- People in Dundee will be able to live independently and access support when they need it
- Our communities will be safe and feel safe

Performance Management

We attended 14 RTC Incidents during Q2. This is a decrease of 12.5% as to the same quarter from the previous year. At one of these incidents, Firefighters were required to use specialist hydraulic rescue equipment to release a casualty who was trapped within the vehicle. At the remaining 13 incidents, Firefighters were utilised to release the persons without the use of specialist equipment, provided medical assistance where necessary and make the scene/ vehicles safe. The total number of RTC Incidents we attended for the year to date of 2019/20 stands at 22, and is showing as red for achieving the HI 7 annual target.

Of the 14 RTC Incidents we attended during Q2, there were no fatal casualties encountered. The total number of **Fatal RTC Casualties** for the year to date stands at **0** so we are showing green for achieving the HI 8 annual target. Of the 14 Incidents we attended there were 10 Non-Fatal RTC Casualties. The total number of Non-Fatal RTC Casualties for the YTD stands at 11, and as a result of this increase during Q2, we are currently showing red for achieving the HI 9 annual target.

PRIORITY 4 – REDUCING UNWANTED FIRE ALARM SYSTEMS

HI10 – Unwanted Fire Alarm Signals (UFAS)

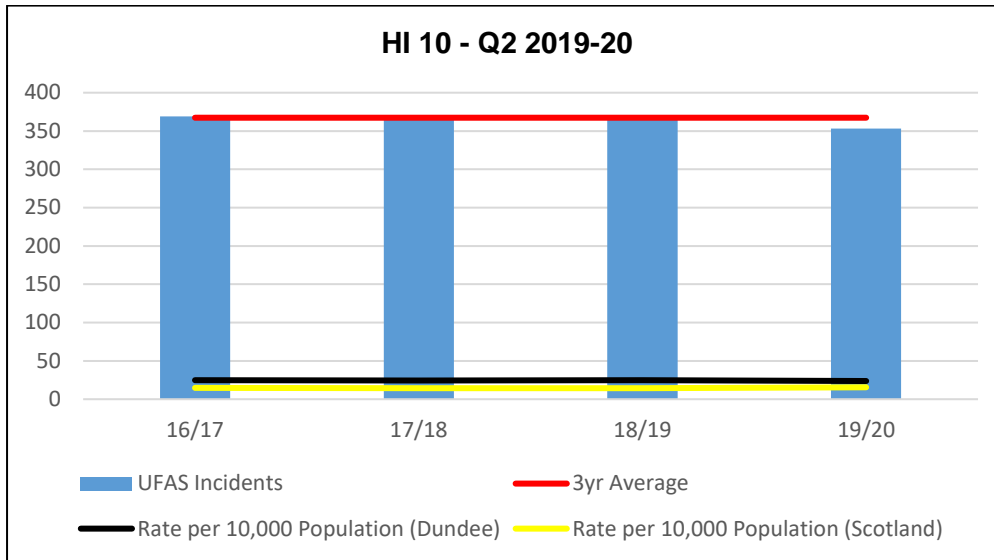


Table 7: Year to Date (April to September) Performance

	16/17	17/18	18/19	19/20	YTD	Annual Target
HI 10: UFAS Incidents	643	637	663	613	Amber	1225

Indicator Description

Automatic Fire Alarms (AFA) are fundamental to providing early warning from fire, giving people the chance to evacuate safely. However, to be effective, they must be properly installed and maintained, and a good fire safety management regime must be in place by the duty holder, so they do not activate when there is no fire.

Every Unwanted Fire Alarm Signal from an AFA has an impact in terms of unnecessary blue light journeys, redirecting SFRS resources away from other activities such as community safety work and causing considerable disruption to businesses.

HI 10 – Unwanted Fire Alarm Signals (UFAS)

As a headline target, the aim is to improve fire safety management and awareness, by reducing the number of attendances to unwanted fire alarm signals (UFAS) from automatic systems in non-domestic buildings to **less than 1225** during 2019/20.

What we aim to Achieve

As well as helping to deliver Priority Four: *Reducing Unwanted Fire Alarm Signals*, meeting the headline targets will also support the long-term ambition of the City Plan for Dundee and supports achievement of the following local outcomes:

- Dundee will be an internationally recognised city at the heart of a vibrant region with more and better employment opportunities for people;
- Our people will be better educated and skilled within a city renowned for learning and culture;
- Our children will be safe, healthy, achieving, nurtured, active, respected, responsible and included;
- Our communities will be safe and feel safe.

Performance Management

During Q2, we were called out to **353 UFAS**. This is slightly lower than the three-year average for that quarter. YTD, the total number of UFAS stands at 613 so we are currently showing amber for achieving the HI 10 annual target. There has been an **8% reduction** however for YTD figures from the previous year.

The table below lists the top five property types that had persistent call-outs due to UFAS during quarter four.

Property Types	No. of UFAS
Hospitals/Medical Care	74
Student Residences	41
Education - College/University	20
Education - Infant/Primary Schools	18
Residential – Care Home	15

Our operational crews continued to investigate the cause of every UFAS event and engaged with the duty holder when in attendance at these call-outs. Every UFAS call-out was utilised as an opportunity to educate the duty holder about the impact UFAS has on their businesses and the Service as a whole. UFAS incidents create a significant number of unnecessary blue-light journeys, placing our firefighters and communities at risk, and tying up resources that may be needed at a real emergency elsewhere. To reduce the impact of UFAS, we have introduced a process, that will ensure our weight and speed of response to UFAS incidents is based on risk.

PRIORITY 5 – REDUCING DELIBERATE FIRES

HI 11 – Deliberate Primary Fires

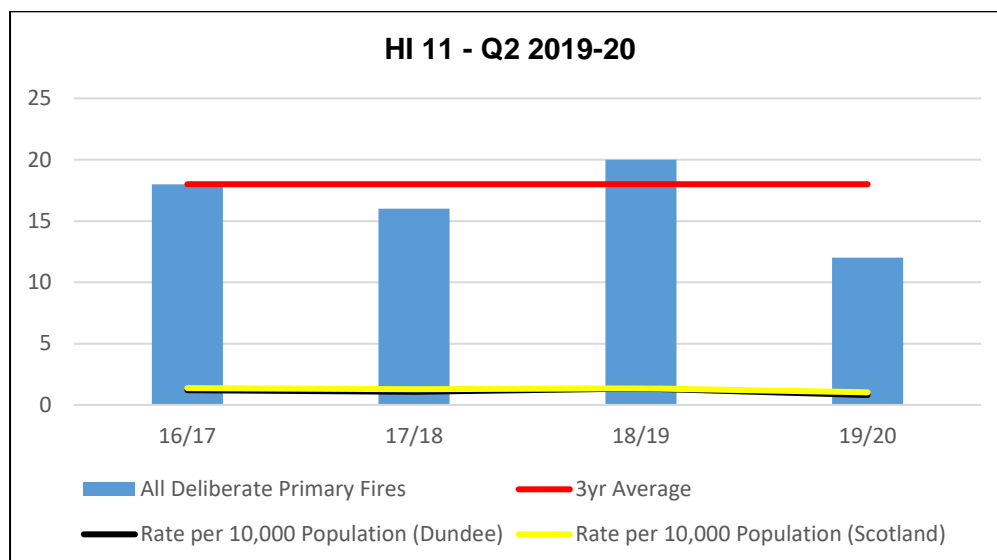


Table 8: Year to Date (April to September) Performance

	16/17	17/18	18/19	19/20	YTD	Annual Target
HI 11: Deliberate Primary Fires	37	28	36	29	Green	71

HI 12 – Deliberate Secondary Fires

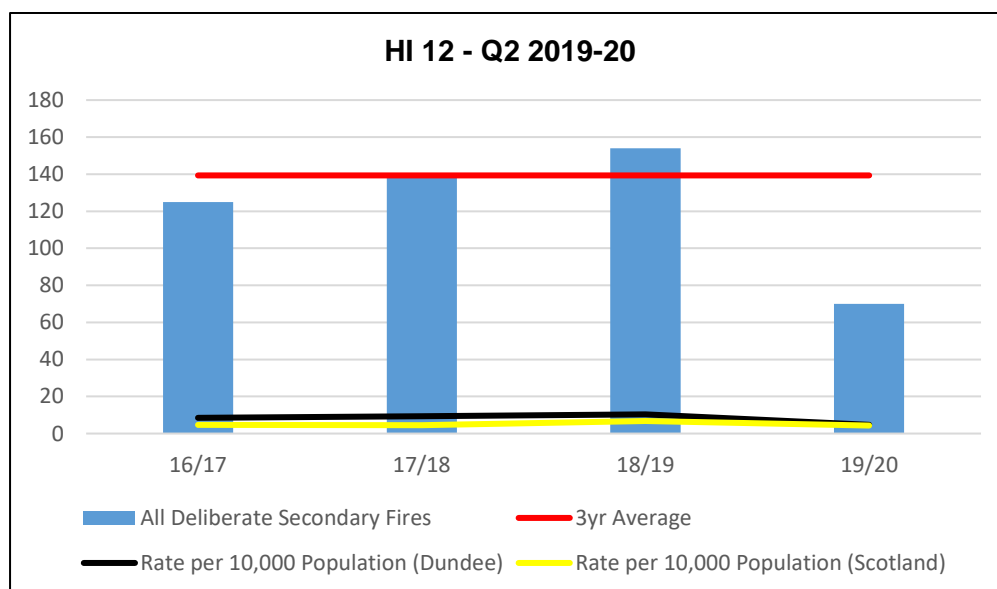


Table 9: Year to Date (April to June) Performance

	16/17	17/18	18/19	19/20	YTD	Annual Target
HI 12: Deliberate Secondary Fires	330	375	327	217	Green	540

Indicator Description

These headline and indicators targets account for all types of fire that are believed to have been started intentionally, and are categorised as Deliberate Primary Fires and Deliberate Secondary Fires.

HI 11 – Deliberate Primary Fires

These deliberate fires cover the following types:

- Fires in the home
- Fires in non-domestic buildings
- Fires in motor vehicles

As a headline target, the aim is to reduce the rate of deliberate primary fires in Dundee by keeping these fires **below 71** during 2019/20.

HI 12 – Deliberate Secondary Fires

These deliberate fires cover the majority of outdoor fires including grassland and refuse fires and include fires in derelict buildings, but not chimney fires. As a headline target, the aim is to reduce the rate of deliberate secondary fires in Dundee by keeping these fires **below 540** during 2019/20.

What we aim to Achieve

As well as helping to deliver Priority Five: *Reducing Deliberate Fires*, meeting the headline targets will also support the long-term ambition of the City Plan for Dundee and supports achievement of the following local outcomes:

- Dundee will be an internationally recognised city at the heart of a vibrant region with more and better employment opportunities for people
- Our children will be safe, healthy, achieving, nurtured, active, respected, responsible and included
- Our communities will be safe and feel safe
- Our people will live in strong, popular and attractive communities

Performance Management

There were 12 deliberate primary fires reported during Q2, which is a 40% decrease in comparison to the previous year for that quarter. These incidents included a number of vehicle fires and a mixture of non-residential and dwelling fires in Dundee. Prevention work is ongoing to address deliberate fire setting. The total number of deliberate primary fires we attended for the year to date 2019/20 stands at 29, and is therefore showing green for achieving the HI 11 annual target of below 71. There were 70 deliberate secondary fires reported during Q2, which is 55% below the three year average for that quarter. The figure is also a very encouraging 50% reduction from the previous quarter. The total number of deliberate secondary fires we attended for the year to date of 2018/19 currently stands at 217, and as a result we are now showing green for achieving the HI 12 annual target. This is a greatly improving picture from amber status.

Intelligence relating to deliberate fires is shared with our partners during multi-agency tasking and co-ordinating meetings and is also discussed at the fire related anti-social behaviour group. Innovative partnership working opportunities have resulted in a very pleasing downward trend in deliberate secondary fires and the associated anti-social behaviour that is often attributed to these types of incidents.

PRIORITY 6 – EFFECTIVE RISK MANAGEMENT AND OPERATIONAL PREPAREDNESS

Description

Risk Management and operational preparedness is a key area of work for the SFRS. In Dundee, this means:

- Knowing what the risks are in Dundee and then making plans, so we are resilient to respond to any event.
- Being prepared to respond to national threats or major emergencies.
- Developing flexibility to deploy crews, to take on a broadening role within the community.
- Firefighters being equipped to deal with emergencies safely and effectively and our stations being in a constant state of readiness.

What we aim to Achieve

As well as helping to deliver Priority Six: *Effective Risk Management and Operational Preparedness*, our activities will also support the long-term ambition of the City Plan for Dundee and supports achievement of the following local outcomes:

- Dundee will be an internationally recognised city at the heart of a vibrant region with more and better employment opportunities for people
- Our communities will be safe and feel safe
- Our people will live in strong, popular and attractive communities

Activity

During quarter two we delivered our quarterly training commitment to operational firefighters with a focus on the core skills of Knots and Lines, Ladder training and Driving as well as ensuring training/ testing preparedness to deal with the following standard/advanced modules for incidents involving the following subject areas;

- Incident Command
- Hazardous Materials
- Petrochemical and Gases
- High Rise Incidents

During Q2, firefighters visited a range of sites to gather operational intelligence and review our response plans. Our operational crews continually focus on raising their awareness of new and existing associated risks and hazards at these sites, and take necessary and effective action to constantly improve pre-planning arrangements for dealing with these local risks. These visits included premises such as Hospitals, and Care Homes, High Rise Buildings, Forth Ports Dundee, Education and Student Accommodation, Industrial, and large Shopping Centres. Demonstrations and training sessions have been delivered to Firefighters in Dundee during quarter two on new heavy lifting equipment being introduced for major transport type incidents (road, rail etc.).

Senior Commanders attended several planning meetings and workshops to identify the SFRS resources that would be required to support a number of upcoming events and multi-agency pre-planning arrangements for incidents and event planning including:

- Annual Multi-Agency Exercise at Dundee Airport
- Dundee Hogmanay Celebrations Planning Meetings
- Dundee Light Nights Planning Meetings
- Maritime and Coastguard Agency (MCA)/Scottish Charity Air Ambulance (SCAA) Helicopter Workshops

APPENDIX 1: COMMUNITY SAFETY ENGAGEMENT PROGRAMMES

This section provides details of Community Safety Engagement Programmes undertaken within Dundee during the second quarter for 2019-20, in support of the priorities in the Local Fire and Rescue Plan for Dundee 2017-2020, and the wider Dundee Partnership priorities.

Local Priority 1: Improving Fire Safety in the Home

Community Engagement – Completed

- Refugee Welcome Day – Mitchell Street Community Centre
- Home Safety talks with various elderly and vulnerable groups
- Multi Agency Fire Safety training event – Dudhope Castle
- Promote Fire Safety at Student Fresher Week

Community Engagement – Planned

- Home Safety talks with various elderly groups and Dementia cafe's
- Multi Agency Fire Safety training event – Dudhope Castle
- Promote Fire Safety at Abertay Housing Association Retirement Course

Local Priority 2: Improving Fire Safety and Resilience in the Business Community

Community Engagement – Completed

- Launch of sensory awareness training at Steeple Church
- Meeting with Health and Wellbeing Education Support Officer to coordinate SFRS school engagement for 2019-20
- Various Lochee Fun Days at Lochee Park during summer holidays linking in with communities
- Meeting with Scottish and Southern Energy (SSE) to learn from successful NHS/Scottish Fire and Rescue Service/Robert Gordons University Occupational Therapist placement
- Tulloch Court multi-agency Drop-In events

Community Engagement – Planned

- Multi Agency Fire Safety training event – Dudhope Castle
- Fire Related Anti-Social Behaviour Group Meeting

Local Priority 3: Minimising Unintentional Harm

Community Safety Engagement – Completed

- Barnardo's Group at Blackness Road
- 'Coffee with the Cop' event at Boomerang Centre
- Falls Roadshow meeting
- Various safety talks at Bield Housing, Roxburgh House, Capability Scotland, one parent families at Douglas Community Centre, and carers group at Ardler Dementia Café
- Safe Taysiders at Balunieifield Police Station

Community Safety Engagement – Planned

- Safety Talks at Dundonald Group, Better Balance Classes, Dementia Cafes, Dundee Digital Event at Dundee Science Centre, Keys to Life Event for Learning Disabilities/Autism at Maryatt Hall
- Cardio Pulmonary Resuscitation event at Addaction Drop-in Café

Local Priority 4: Reducing Unwanted False Alarm Signals

- Community Action Team continue to deliver suitable Fire Safety Advice as part of Community Group Talks and Home Fire Safety Visits to sheltered housing complexes etc.

Local Priority 5: Reducing Deliberate Fires

Community Safety Engagement – Completed

- Weekly Multi Agency Tasking and Co-ordination meetings
- Deliberate Fire Reduction Forum Meeting
- Youth Engagement Meeting with SFRS Youth Engagement Officer North Service Delivery Area
- East Community Safety Working Group
- Safe Taysiders
- Multi-agency site visit with City Council and Police Scotland to Menzieshill Community Centre prior to closure

Community Safety Engagement – Planned

- Barnardo's visitation to Blackness Road
- Princes Trust at Blackness Road
- Fire Related Anti-Social Behaviour Group Meeting
- Deliberate Fire Reduction Forum Meeting

APPENDIX 2: NOTABLE INCIDENTS/EVENTS

FIRE – BALDOVAN TERRACE, DUNDEE



Shortly before 5am on Sunday 21st July 2019, firefighters in Dundee responded to several calls to 28 Baldovan Terrace, Dundee. 6 fire engines, one height appliance, additional support vehicles, and senior commanders swiftly mobilised to the scene. Crews on arrival were confronted with a fierce and rapidly developing fire that had taken hold within a 2nd Floor Flat, with multiple rescues required for the residents within the tenement block.

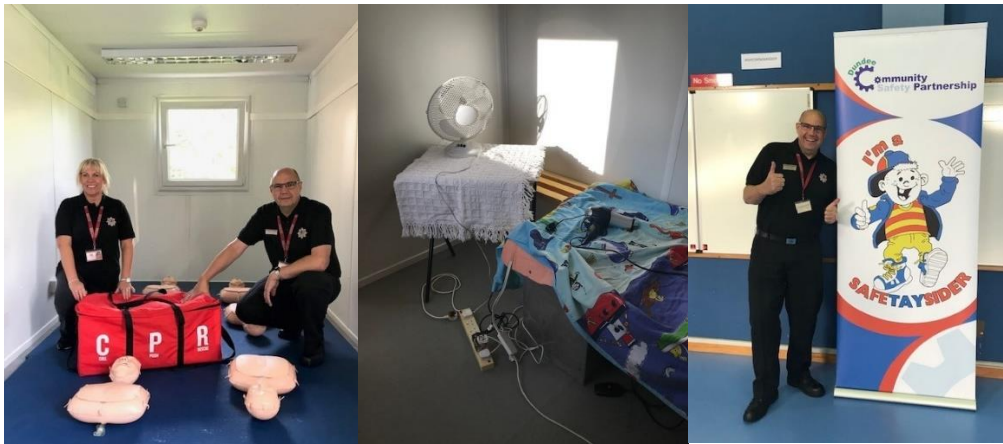
Three trapped residents within the building were rescued by firefighters wearing breathing apparatus, ladders, height appliance and associated rescue equipment, and were swiftly placed in the care of Scottish Ambulance Service paramedics on scene. The casualties were transported by ambulance to Ninewells Hospital for further medical treatment.

The 2nd floor flat was fully involved in fire, the ferocity breaching the ceiling and subsequently affecting the 3rd floor flat above. The fire was fully extinguished by 6:50am, with crews remaining in attendance throughout the following day to ensure the scene was made safe. A joint investigation subsequently took place by Fire Investigation teams from SFRS and Police Scotland. The outcome of the investigation indicated there were no suspicious circumstances, with accidental ignition being the most probable cause. Police Scotland and Emergency Planning Advisers from Dundee City Council effectively co-ordinated alternative temporary housing accommodation for affected residents in the aftermath following the incident.

Immediately following the operational response and initial investigations, local SFRS crews concentrated on community safety engagement activities. A high-profile presence was maintained in the area, with fire crews in the vicinity to provide public reassurance, advice and offer Home Fire Safety Visits (HFSV) with the occupiers, neighbouring households and the wider community.



SAFE TAYSIDERS



For 3 weeks during September 2019, a multi-agency safety event aimed at **all 1600 Dundee Primary 7 (P&7) school pupils** to provide essential life skills took place at Police Scotland's Baluniefield Police Station.

The SFRS Community Action Team delivered sessions on Cardio Pulmonary Resuscitation (CPR) and Fire Safety Dangers in the Home. They were joined in the initiative by partner agencies including Dundee City Council Anti-Social Behaviour Team, Dundee City Council Community Safety Wardens, Scottish Environmental Protection Agency, Royal National Lifeboat Institution, Scottish and Southern Energy, Dundee Women's Aid, Xplore Dundee and Police Scotland, who all contributed to a very successful partnership initiative.