

**ITEM No ...2...**

**REPORT TO: DUNDEE CITY COUNCIL COMMUNITY SAFETY AND PUBLIC  
PROTECTION COMMITTEE**

**REPORT NUMBER – 347-2018**

**31<sup>st</sup> October 2018**

**Report by Area Manager Gordon Pryde, Local Senior Officer,  
Scottish Fire and Rescue Service**

---

**SUBJECT: FIRE AND RESCUE QUARTERLY PERFORMANCE REPORT  
1<sup>st</sup> July to 30<sup>th</sup> September 2018**

**Abstract**

The Report contains performance information relating to the second quarter (July - September) of 2018-2019 on the performance of the Scottish Fire and Rescue Service in support of Member scrutiny of local service delivery.

**1 PURPOSE OF THE REPORT**

To provide information for the Committee regarding the performance of the Scottish Fire and Rescue Service against the priorities, outcomes and performance measures detailed within the Local Fire and Rescue Plan for Dundee 2017–2020, to facilitate local scrutiny.

**2 RECOMMENDATIONS**

It is recommended that members:

Note, scrutinise and question the content of this report.

**3 FINANCIAL IMPLICATIONS**

None.

**4 BACKGROUND**

- 4.1 The Local Fire and Rescue Plan for Dundee 2017-2020 was approved by the Community Safety and Public Protection Committee on 30<sup>th</sup> October 2017. In support of delivering the priorities in this plan, twelve headline indicators are utilised as performance measures and form the basis of quarterly monitoring reports.
- 4.2 The priorities and outcomes contained within the Local Fire and Rescue Plan reflect 'place' and the contribution of the Scottish Fire and Rescue Service to the City Plan for Dundee 2017-2026.

4.3 In summary the following priorities are detailed within the plan:

- Priority 1 – Improving Fire Safety in the Home
- Priority 2 – Improving Fire Safety and Resilience in the Business Community
- Priority 3 – Minimising the Impact of Unintentional Harm
- Priority 4 – Reducing Unwanted Fire Alarm Signals
- Priority 5 – Reducing Deliberate Fires
- Priority 6 – Effective Risk Management and Operational Preparedness

4.4 Appendix 1 attached to this report provides a detailed breakdown and analysis of all data collected during the reporting period. In addition further sections are included to provide Members with an overview of a range of community safety engagement events and partnership working. Furthermore, it highlights any notable incidents and events.

## **5 EQUALITY IMPACT ASSESSMENT**

5.1 Not applicable.

## **6 ENVIRONMENTAL ISSUES**

6.1 There are no environmental issues arising as a consequence of this report.

## **7 SUMMARY**

7.1 The attached report updates members regarding significant community safety engagement activities and gives context to the performance of the Scottish Fire and Rescue Service in the Dundee area against headline indicators and performance measures.

**Area Manager Gordon Pryde**  
**Local Senior Officer**  
**Perth & Kinross, Angus and Dundee**  
Scottish Fire and Rescue Service  
Blackness Road  
Dundee  
DD1 5PA



## QUARTERLY MONITORING REPORT

*Covering the activities and performance in support of the Local Fire and Rescue Plan for Dundee 2017-2020*



**SCOTTISH  
FIRE AND RESCUE SERVICE**

Working together for a safer Scotland

**Quarter Two: 2018/19**

**Working together  
for a safer Scotland**

**Dundee**  
City Council  
[www.dundee.gov.uk](http://www.dundee.gov.uk) **CHANGING  
FOR THE FUTURE**



## **ABOUT THE STATISTICS IN THIS REPORT**

The activity totals and other statistics quoted in this report are provisional in nature and subject to change as a result of ongoing quality assurance and review.

Because all statistics quoted are provisional there may be differences in the period totals quoted in our reports after original publication which result from revisions or additions to the data on our systems.

From 2015-16 onwards responsibility for the publication of end-year statistical data transferred from the Scottish Government to the SFRS. This change of responsibility does not change the status of the figures quoted in this and other SFRS reports reported to the Committee.



<b>TABLE OF CONTENTS</b>	<b>PAGE</b>
<b>Introduction</b>	5
<b>Quarterly Performance Summary</b>	6
<b>Quarterly Performance Highlights</b>	7
<b>Priority 1 - Improving Fire Safety in The Home</b>	8
HI 1 – Accidental Dwelling Fires (ADF)	8
HI 2 – ADF Fatal Casualties	8
HI 3 – ADF Non-Fatal Casualties	8
<b>Priority 2 - Improving Fire Safety and Resilience in the Business Community</b>	10
HI 4 - Non-Domestic Building Fires	10
HI 5 – Fatal Casualties in Non-Domestic Buildings	10
HI 6 – Non-Fatal Casualties in Non-Domestic Buildings	10
<b>Priority 3 - Minimising the Impact of Unintentional Harm</b>	12
HI 7 – Road Traffic Collision (RTC) Incidents	12
HI 8 – Fatal RTC Casualties	12
HI 9 – Non-Fatal RTC Casualties	12
<b>Priority 4 - Reducing Unwanted Fire Alarm Signals</b>	14
HI 10 – Unwanted Fire Alarm Signals (UFAS)	14
<b>Priority 5 - Reducing Deliberate Fires</b>	16
HI 11 – Deliberate Primary Fires	16
HI 12 – Deliberate Secondary Fires	16
<b>Priority 6 - Effective Risk Management and Operational Preparedness</b>	18
<b>APPENDIX 2: Community Safety Engagement Programmes</b>	19-20
<b>APPENDIX 3: NOTABLE EVENT – Significant Building Fires</b>	21-22

This page is intentionally blank



## INTRODUCTION

This is the quarter two monitoring report covering the SFRS's performance and activities in support of the six priorities in the Local Fire and Rescue Plan for Dundee 2017-2020, namely:

- Priority 1 - Improving fire safety in the home
- Priority 2 - Improving fire safety and resilience in the business community
- Priority 3 - Minimising the impact of unintentional harm
- Priority 4 - Reducing unwanted fire alarm signals
- Priority 5 - Reducing deliberate fires
- Priority 6 - Effective risk management and operational preparedness













As well as supporting the six priorities in the Local Fire and Rescue Plan for Dundee, this monitoring report shows how SFRS activities and performance contribute to the wider priorities of the Dundee Partnership as set out in the City Plan for Dundee 2017-2026.

The figures in this report are provisional, to provide the Committee with the SFRS's direction of travel in the Dundee area, in terms of performance against headline indicators and targets. Most figures will not change; however, members should note that there may be some small variations for some indicators when the final confirmed figures are published by the SFRS.




The Community Safety and Public Protection Committee agreed the new Local Fire and Rescue Plan for Dundee 2017-2020 on 30 October 2017. In support of delivering the priorities in this plan, 12 headline indicators and targets have been set and form the basis of this quarterly monitoring report.

## PERFORMANCE SUMMARY

The table below provides a summary of quarter two activity and year to date performance against headline indicators and annual targets. It aims to provide – at a glance – our direction of travel during the current reporting year.

<p><b>HI 1</b> Accident Dwelling Fires</p>  <p>Q2 – 42 Incidents YTD – 83 Incidents Annual Target – 204 Incidents</p>	<p><b>HI 2</b> ADF Fatal Casualties</p>  <p>Q2 – 0 YTD – 0 Annual Target – 0</p>	<p><b>HI 3</b> ADF Non-Fatal Casualties</p>  <p>Q2 – 10 YTD – 18 Annual Target – 48</p>
<p><b>HI 4</b> Non-Domestic Building Fires</p>  <p>Q2 – 16 Incidents YTD – 32 Incidents Annual Target – 66 Incidents</p>	<p><b>HI 5</b> Fatal Casualties in Non-Domestic Building Fires</p>  <p>Q2 – 0 YTD – 0 Annual Target – 0</p>	<p><b>HI 6</b> Non-Fatal Casualties in Non-Domestic Building Fires</p>  <p>Q2 – 0 YTD – 1 Annual Target – 2</p>
<p><b>HI 7</b> Road Traffic Collision (RTC) Incidents</p>  <p>Q2 – 16 Incidents YTD – 26 Incidents Annual Target – 33 Incidents</p>	<p><b>HI 8</b> Fatal RTC Casualties</p>  <p>Q2 – 0 YTD – 0 Annual Target – 0</p>	<p><b>HI 9</b> Non-Fatal RTC Casualties</p>  <p>Q2 – 10 YTD – 12 Annual Target – 17</p>
<p><b>HI 10</b> Unwanted Fire Alarm Signals</p>  <p>Q2 – 360 Incidents YTD – 654 Incidents Annual Target – 1189 Incidents</p>	<p><b>HI 11</b> Deliberate Primary Fires</p>  <p>Q2 – 20 Incidents YTD – 36 Incidents Annual Target – 70 Incidents</p>	<p><b>HI 12</b> Deliberate Secondary Fires</p>  <p>Q2 – 150 Incidents YTD – 322 Incidents Annual Target – 557 Incidents</p>

### Year-to-Date Legend

	Below headline target
	Less than 10% above headline target
	More than 10% above headline target

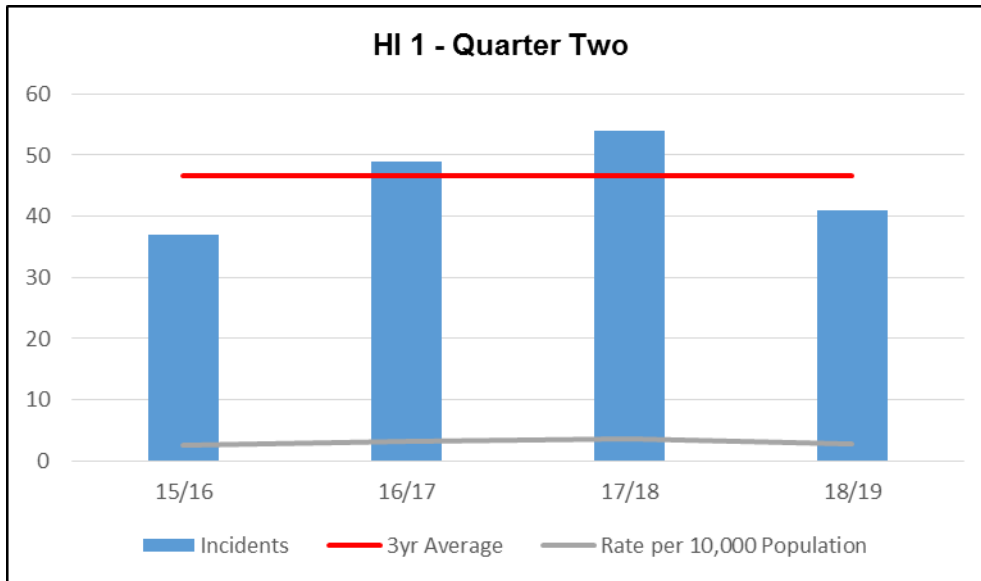
## PERFORMANCE HIGHLIGHTS

Of the 12 headline indicators and targets, the following performance should be noted for Quarter Two 2018/19:

- The number of **Accidental Dwelling Fire's (ADF's)** continues to reduce over the longer-term and performance during quarter two and for the year to date is meeting the current target.
- There were zero **ADF Fatal Casualties** encountered for the year to date. The number of **ADF Non-fatal Casualties** continues to reduce over the longer term and performance during quarter two and for the year to date is meeting the current target.
- The number of **Non-Domestic Building Fires** continues to reduce over the longer-term however performance during quarter two is above the current target. The year to date performance is meeting the current target.
- There were zero **Fatal Fire Casualties in Non-Domestic Buildings** encountered during either quarter two and the year to date. The number of **Non-Fatal Fire Casualties in Non-Domestic Buildings** continues to reduce over the longer term and performance during quarter two and for the year to date is meeting the current target.
- There were zero **Road Traffic Collision (RTC) Fatal Casualties** encountered either during quarter two and the year to date. The number of **RTC Non-Fatal Casualties** attended during quarter two has shown an increase and this correlates in the rise of the number of RTC's occurring in quarter two.
- The number of **Unwanted Fire Alarm Signals (UFAS) caused by automatic fire alarms (AFAs) in non-domestic buildings** is above the three year average for quarter two and the year to date figure is currently showing as red. A considerable amount of effort has been focused on working with the duty holders of premises causing the actuations. Work is on-going with our local prevention and protection management team around UFAS/PDA reduction with a new strategy currently being embedded within the local area.
- The number of **Deliberate Secondary Fires** attended during quarter two is above the three year average for the quarter and the year to date performance is currently showing as red. There has been significant and sustained action to try and address deliberate fire setting and this work will continue going forward. Significant local planning is underway with both councils and partners to target prevention activities in certain ward areas of Dundee City.

## PRIORITY 1 - IMPROVING FIRE SAFETY IN THE HOME

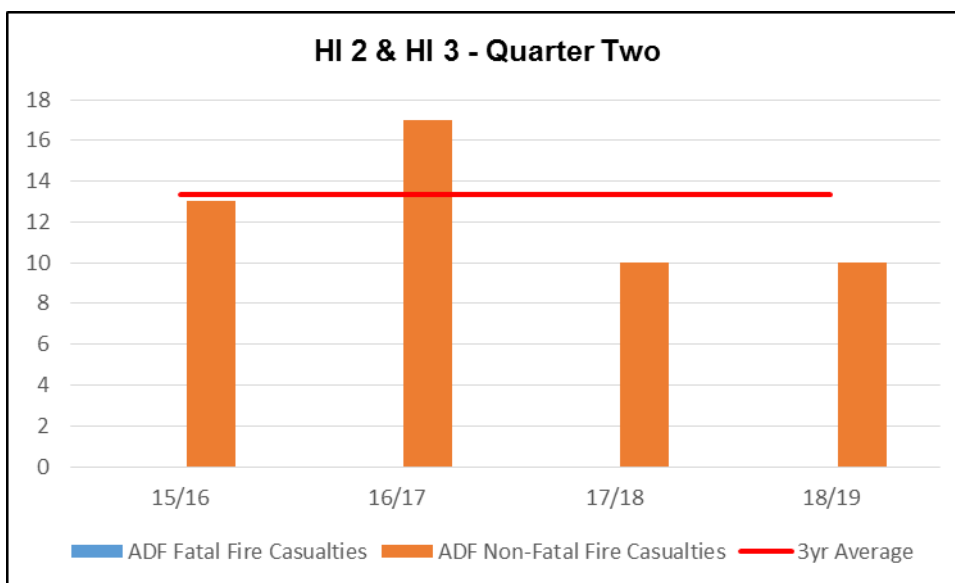
### HI 1 – Accidental Dwelling Fires (ADF)



**Table 1: Year to Date (April to September) Performance**

	15/16	16/17	17/18	18/19	YTD	Annual Target
<b>HI 1: ADF's</b>	100	108	108	<b>83</b>		<b>204</b>

### HI 2 - ADF Fatal Casualties & HI 3 - ADF Non-Fatal Casualties



**Table 2: Year to Date (April to September) Performance**

	15/16	16/17	17/18	18/19	YTD	Annual Target
<b>HI 2: ADF Fatal Casualties</b>	0	0	0	<b>0</b>		<b>0</b>
<b>HI 3: ADF Non-Fatal</b>	30	36	17	<b>18</b>		<b>48</b>

Casualties						
------------	--	--	--	--	--	--

### Indicator Description

The largest single type of primary fire in Dundee is accidental fires in the home and their prevention is a key focus of the Service's community safety activity.

#### HI 1 – Accidental Dwelling Fires (ADF)

As a headline target, the aim is to reduce the rate of ADF's by keeping these incidents **below 204**, during 2018/19.

#### HI 2 – ADF Fatal Casualties

This indicator counts those people for whom fire has been clearly identified as the cause of death, even if they die some-time after the actual fire. Those who die at, or after, the fire but where fire is **not** identified as the cause of death are not included in these figures.

As a headline target, the aim is to have **Zero ADF Fatal Casualties**, in Dundee during 2018/19

#### HI 3 – ADF Non-Fatal Casualties

This headline target counts all types of non-fatal fire injury in the home, including precautionary checks.

As a headline target, the aim is to reduce the risk of injury from fire in the home by keeping fire injuries **below 48**, during 2018/19.

### What we aim to Achieve

As well as helping to deliver Priority One: *Improving Fire Safety in the Home*, meeting the headline targets will also support the long term ambition of the City Plan for Dundee and supports achievement of the following local outcomes:

- Our people will be better educated and skilled within a city renowned for learning and culture
- Our children will be safe, healthy, achieving, nurtured, active, respected, responsible and included
- People in Dundee will be able to live independently and access support when they need it
- Our communities will be safe and feel safe

### Performance Management

There were 42 ADF's reported during quarter two, which is below the average number for that quarter. The total number of ADF's for the year to date of 2018/19 stands at 83 and is lower than the average of the previous 3 years.

We are therefore showing green for achieving the HI 1 annual target.

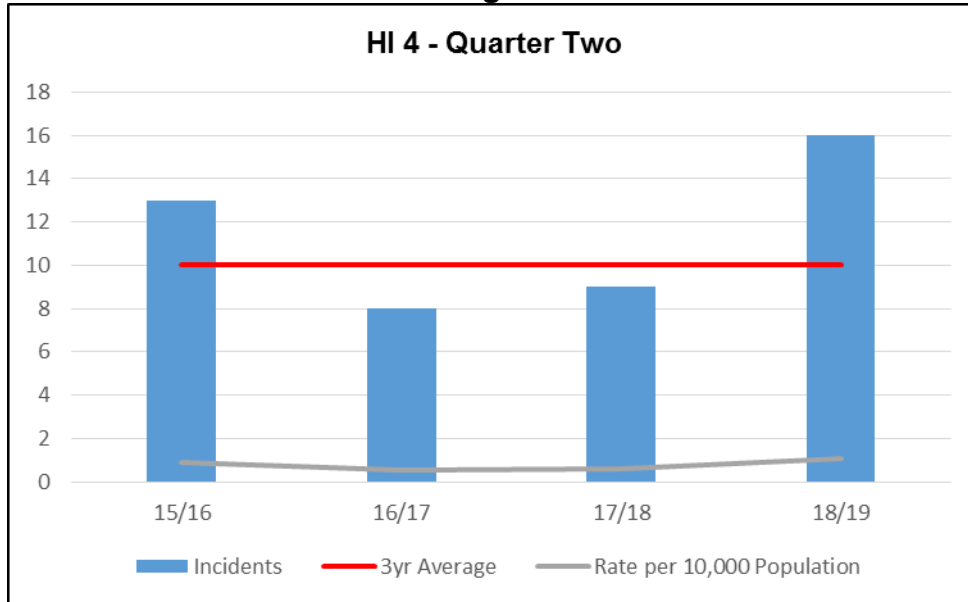
There were zero ADF Fatal Casualties during quarter two. We are therefore showing green for achieving the HI 2 annual target.

There were 10 ADF Non-Fatal Casualties during quarter two, which is below the average number for that quarter. The total number of ADF Non-Fatal Casualties for the year to date stands at 18, so we are showing green for achieving the HI 3 annual target.

The Persons at Risk and Referrals section of Appendix One, details a wide range of community safety engagement programmes conducted during quarter two, in support of achieving the targets. This included completing 1000 Home Fire Safety Visits, of which 537 were targeted at high risk individuals and 301 targeted at medium risk individuals.

**PRIORITY 2 – IMPROVING FIRE SAFETY AND RESILIENCE IN THE BUSINESS COMMUNITY**  
**PRIORITY 2 – IMPROVING FIRE SAFETY AND RESILIENCE IN THE BUSINESS COMMUNITY**

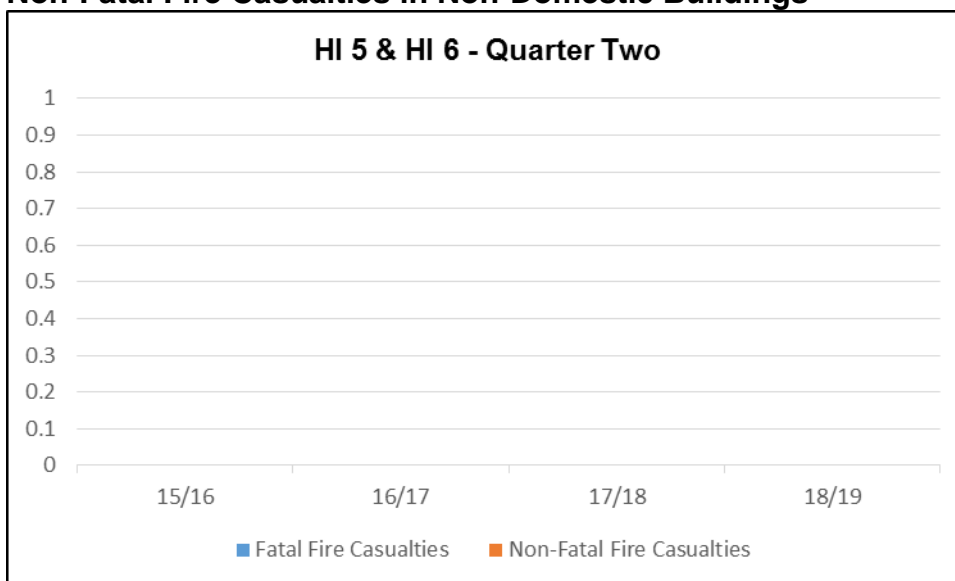
**HI 4 – Non-Domestic Building Fires**



**Table 3: Year to Date (April to September) Performance**

	15/16	16/17	17/18	18/19	YTD	Annual Target
<b>HI 4: Non-Domestic Building Fires</b>	28	24	17	32		66

**HI 5 – Fatal Fire Casualties in Non-Domestic Buildings & HI 6 – Non-Fatal Fire Casualties in Non-Domestic Buildings**



**Table 4: Year to Date (April to September) Performance**

	15/16	16/17	17/18	18/19	YTD	Annual

						Target
<b>HI 5: Fatal Fire Casualties</b>	0	0	0	<b>0</b>		<b>0</b>
<b>HI 6: Non-Fatal Fire Casualties</b>	0	2	1	<b>1</b>		<b>2</b>

### Indicator Description

These headline indicators and targets cover the types of non-domestic buildings applicable to Part 3 of the Fire (Scotland) Act 2005 ('The Act') (e.g. care homes, hotels and hospitals) and is designed to reflect the effectiveness of fire safety management in respect of these types of buildings.

#### HI 4 - Non-domestic Building Fires Applicable to the Act

As a headline target, the aim is to reduce the rate of accidental fires in non-domestic buildings (where 'The Act' applies), by keeping these fires **below 66**, in Dundee during 2018/19.

#### HI 5 – Fatal Fire Casualties in Non-domestic Building Fires Applicable to the Act

This indicator counts those people for whom fire has been clearly identified as the cause of death, even if they die some time after the actual fire. Those who die at, or after, the fire but where fire is **not** identified as the cause of death are not included in these figures. As a headline target, the aim is to have **Zero Fatal Fire Casualties** in non-domestic buildings applicable to the Act, in Dundee during 2018/19.

#### HI 6 – Non-fatal Fire Casualties in Non-domestic Building Fires Applicable to the Act

This headline target counts all types of non-fatal fire injury in non-domestic buildings, including precautionary checks. As a headline target, the aim is to reduce risk of injury from fire in non-domestic buildings, by keeping fire injuries **below 2**, in Dundee during 2018/19.

### What we aim to Achieve

As well as helping to deliver Priority Two: *Improving Fire Safety and Resilience in the Business Community*, meeting the headline targets will also support the long term ambition of the City Plan for Dundee and supports achievement of the following local outcomes:

- Dundee will be an internationally recognised city at the heart of a vibrant region with more and better employment opportunities for people
- Our communities will be safe and feel safe
- Our people will live in strong, popular and attractive communities

### Performance Management

There were 16 fires in non-domestic buildings during quarter two which is above the three year average, the majority were relatively minor in nature involving minimum firefighting intervention, however there were two significant fires which are highlighted in Appendix 3, the notable incident section of this report. The total number of fires for the year to date of 2017/18 stands at 32 and is therefore showing red for achieving the HI 4 annual target.

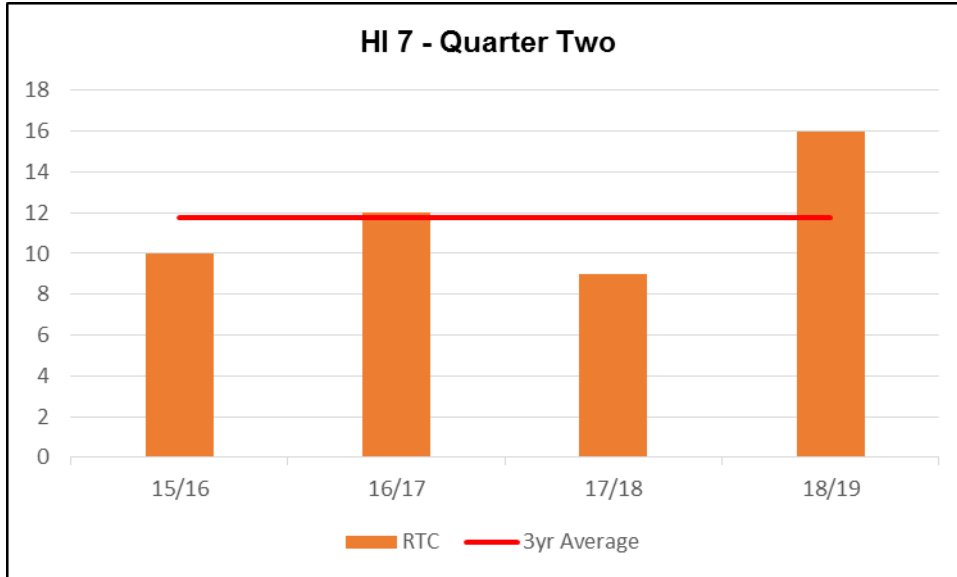
There were zero Non-Domestic Fatal Casualties during quarter two. We are therefore showing green for achieving the HI 5 annual target.

There were zero Non-Domestic Non-Fatal Casualties during quarter two. The total number of Non-Domestic Non-Fatal Casualties for the year to date stands at 1, so we are showing green for achieving the HI 6 annual target.

Our dedicated Fire Safety Enforcement Officers continue to audit relevant premises that fall within the scope of the Fire (Scotland) Act 2005 to ensure compliance with their statutory responsibilities. In total, 173 fire safety audits were targeted at high life risk non-domestic

## PRIORITY 3 – MINIMISING THE IMPACT OF UNINTENTIONAL HARM

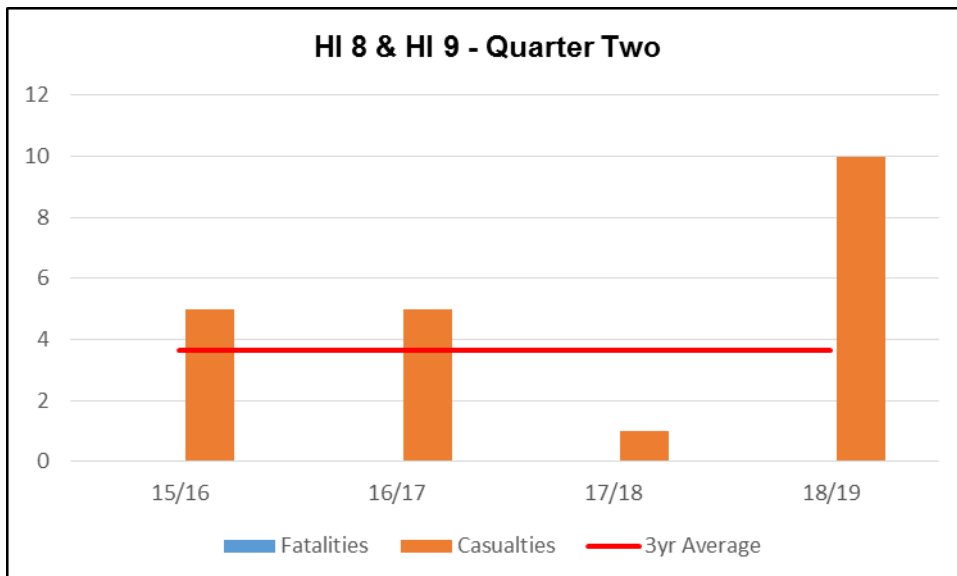
### HI 7 – Road Traffic Collision (RTC) Incidents



**Table 5: Year to Date (April to September) Performance**

	15/16	16/17	17/18	18/19	YTD	Annual Target
<b>HI 7: RTC Incidents</b>	18	16	19	26		33

### HI 8 – Fatal RTC Casualties & HI 9 – Non-Fatal RTC Casualties



**Table 6: Year to Date (April to September) Performance**

	15/16	16/17	17/18	18/19	YTD	Annual Target
<b>HI 8: Fatal RTC Casualties</b>	0	0	0	0		0
<b>HI 9: Non-Fatal RTC Casualties</b>	8	9	6	12		17



## Indicator Description

The SFRS has become increasingly involved in more non-fire related prevention work, in support of its role in promoting the wider safety and well-being of its communities, including minimising the impact of unintentional harm. The headline indicators and targets reflect the fact that most of non-fire related casualties attended by the SFRS in Dundee are at RTC Incidents.

### HI 7 - RTC Incidents

As a headline target, the aim is to reduce the rate of RTC incidents, by keeping them **below 33** during 2018/19.

### HI 8 – Fatal RTC Casualties

As a headline target, the aim is to reduce the risk of death from RTC's in Dundee, by keeping the number of fatal RTC casualties **at 0** during 2018/19.

### HI 9 - Non-fatal RTC Casualties

As a headline target, the aim is to reduce the risk of injury from RTC's in Dundee, by keeping non-fatal RTC casualties **below 17** during 2018/19.

## What we aim to Achieve

As well as helping to deliver Priority Three: *Minimising the Impact of Unintentional Harm*, meeting the headline targets will also support the long term ambition of the City Plan for Dundee and supports achievement of the following local outcomes:

- Our people will be better educated and skilled within a city renowned for learning and culture
- Our children will be safe, healthy, achieving, nurtured, active, respected, responsible and included
- People in Dundee will be able to live independently and access support when they need it
- Our communities will be safe and feel safe

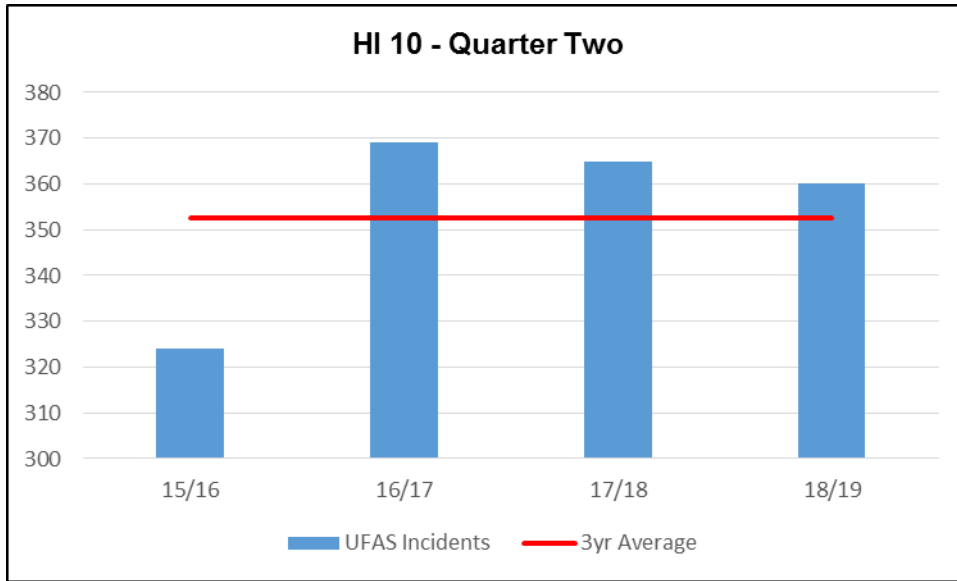
## Performance Management

We attended 16 RTC Incidents during quarter two. This is an increase as to the same quarter from the previous year and an increase against the three year average. At three of these incidents Firefighters were required to use specialist hydraulic rescue equipment to release an occupants who were medically/physically trapped. At the remaining incidents Firefighters were utilised to release the persons without the use of specialist equipment and make the scene/vehicles safe. The total number of RTC Incidents we attended for the year to date of 2018/19 stands at 26 and is therefore showing as red for achieving the HI 7 annual target.

Of the 16 RTC Incidents we attended during quarter two, there were no fatal casualties encountered. The total number of Fatal RTC Casualties for the year to date stands at 0, so we are showing green for achieving the HI 8 annual target. Of the 16 RTC Incidents we attended during quarter two, there were 10 non-fatal casualties. The total number of Non-Fatal RTC Casualties for the year to date stands at 12, so we are showing red for achieving the HI 9 annual target.

## PRIORITY 4 – REDUCING UNWANTED FIRE ALARM SYSTEMS

### HI10 – Unwanted Fire Alarm Signals



**Table 7: Year to Date (April to September) Performance**

	15/16	16/17	17/18	18/19	YTD	Annual Target
<b>HI 10 : UFAS Incidents</b>	574	643	637	<b>654</b>		<b>1189</b>

### Indicator Description

Automatic Fire alarms (AFA) are fundamental to providing early warning from fire, giving people the chance to evacuate safely. However, to be effective, they must be properly installed and maintained, and a good fire safety management regime must be in place by the duty holder, so they do not activate when there is no fire.

Every Unwanted Fire Alarm Signal (UFAS) from an AFA has an impact in terms of unnecessary blue light journeys, redirecting SFRS resources away from other activities such as community safety work and causing considerable disruption to businesses.

#### HI 10 – Unwanted Fire Alarm Signals (UFAS)

As a headline target, the aim is to improve fire safety management and awareness, by reducing the number of attendances to unwanted fire alarm signals (UFAS) from automatic systems in non-domestic buildings to **less than 1189** during 2018/19.

### What we aim to Achieve

As well as helping to deliver Priority Four: *Reducing Unwanted Fire Alarm Signals*, meeting the headline targets will also support the long term ambition of the City Plan for Dundee and supports achievement of the following local outcomes:

- Dundee will be an internationally recognised city at the heart of a vibrant region with more and better employment opportunities for people
- Our people will be better educated and skilled within a city renowned for learning and culture
- Our children will be safe, healthy, achieving, nurtured, active, respected, responsible and included
- Our communities will be safe and feel safe

### Performance Management

During quarter two, we were called out to 360 UFAS. This is slightly above the three year average for that quarter. Year to date, the total number of UFAS stands at 654 so we are showing red for achieving the HI 10 annual target.

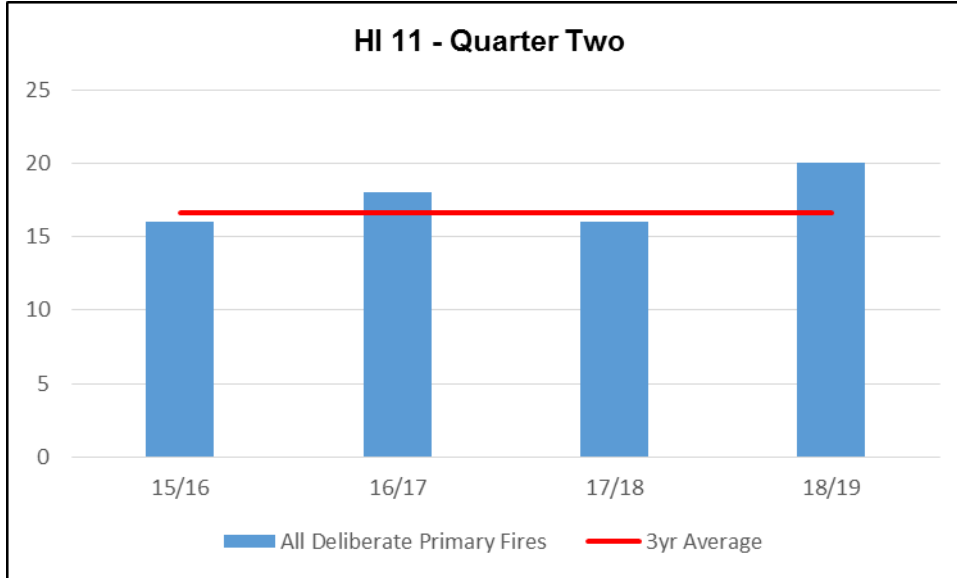
The table below lists the top five property types that had persistent call-outs due to UFAS during quarter two.

Property Types	No. of UFAS
Hospitals/Medical Care	64
Student Halls of Residence	45
Residential Hostel	34
Schools, Colleges	29
Residential – Care Homes	15

Our operational crews continued to investigate the cause of every UFAS event and engaged with the duty holder when in attendance at these call-outs. Every UFAS call-out was used as an opportunity to educate the duty holder about the impact UFAS has on their businesses and the service. UFAS incidents create a significant number of unnecessary blue light journeys, placing our firefighters and communities at risk, and tying up resources that may be needed at a real emergency elsewhere. To reduce the impact of UFAS, we have introduced a process, that will ensure our weight and speed of response to UFAS incidents is based on risk.

## PRIORITY 5 – REDUCING DELIBERATE FIRES

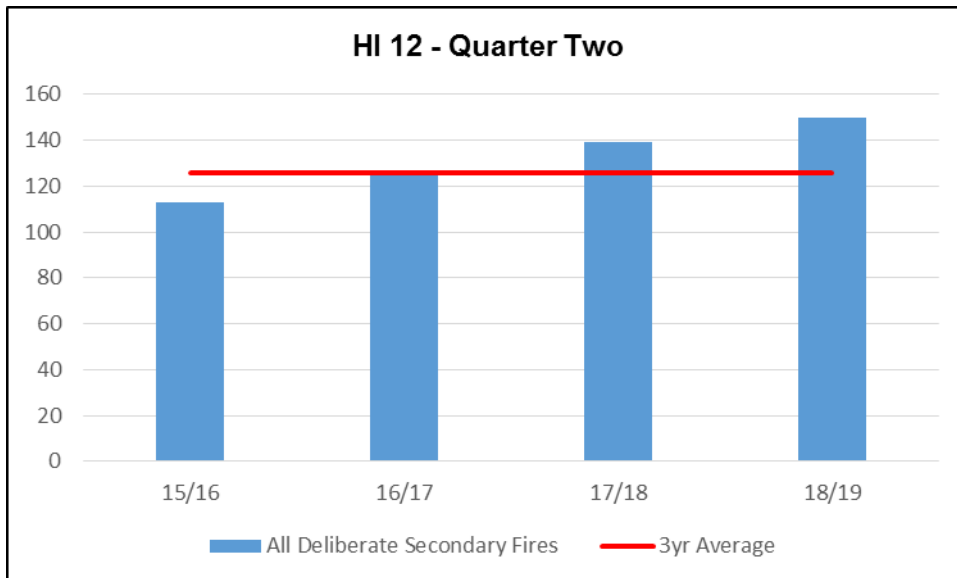
### HI 11 – Deliberate Primary Fires



**Table 8: Year to Date (April to September) Performance**

	15/16	16/17	17/18	18/19	YTD	Annual Target
<b>HI 11: Deliberate Primary Fires</b>	37	37	28	36		70

### HI 12 – Deliberate Secondary Fires



**Table 9: Year to Date (April to September) Performance**

	15/16	16/17	17/18	18/19	YTD	Annual Target
<b>HI 12: Deliberate Secondary Fires</b>	310	330	375	322		557

### **Indicator Description**

These headline and indicators targets account for all types of fire that are believed to have been started intentionally, and are categorised as Deliberate Primary Fires and Deliberate Secondary Fires.

#### HI 11 – Deliberate Primary Fires

These deliberate fires cover the following types:

- Fires in the home
- Fires in non-domestic buildings
- Fires in motor vehicles

As a headline target, the aim is to reduce the rate of deliberate primary fires in Dundee by keeping these fires **below 70** during 2018/19.

#### HI 12 – Deliberate Secondary Fires

These deliberate fires cover the majority of outdoor fires including grassland and refuse fires and include fires in derelict buildings, but not chimney fires. As a headline target, the aim is to reduce the rate of deliberate secondary fires in Dundee by keeping these fires **below 557** during 2018/19.

### **What we aim to Achieve**

As well as helping to deliver Priority Five: *Reducing Deliberate Fires*, meeting the headline targets will also support the long term ambition of the City Plan for Dundee and supports achievement of the following local outcomes:

- Dundee will be an internationally recognised city at the heart of a vibrant region with more and better employment opportunities for people
- Our children will be safe, healthy, achieving, nurtured, active, respected, responsible and included
- Our communities will be safe and feel safe
- Our people will live in strong, popular and attractive communities

### **Performance Management**

There were 20 deliberate primary fires reported during quarter two, which is an increase in comparison to the three year average for that quarter. The total number of deliberate primary fires we attended for the year to date 2018/19 stands at 36 and is therefore showing amber for achieving the HI 11 annual target.

There were 150 deliberate secondary fires reported during quarter two, which is an increase in comparison to the three year average for that quarter. The total number of deliberate secondary fires we attended for the year to date of 2018/19 stands at 322 and as a result we are showing red for achieving the HI 12 annual target.

Intelligence relating to deliberate fires is shared with our partners during multi-agency tasking and co-ordinating meetings and is also discussed at the fire related anti-social behaviour group. Various actions agreed at these meetings have been undertaken in an attempt to reduce the occurrence of deliberate fires.

## PRIORITY 6 – EFFECTIVE RISK MANAGEMENT AND OPERATIONAL PREPAREDNESS

### Description

Risk Management and operational preparedness is a key area of work for the SFRS. In Dundee, this means:

- Knowing what the risks are in Dundee and then making plans, so we are resilient to respond to any event.
- Being prepared to respond to national threats or major emergencies.
- Developing flexibility to deploy crews, to take on a broadening role within the community.
- Firefighters being equipped to deal with emergencies safely and effectively and our

### What we aim to Achieve

As well as helping to deliver Priority Six: *Effective Risk Management and Operational Preparedness*, our activities will also support the long term ambition of the City Plan for Dundee and supports achievement of the following local outcomes:

- Dundee will be an internationally recognised city at the heart of a vibrant region with more and better employment opportunities for people
- Our communities will be safe and feel safe
- Our people will live in strong, popular and attractive communities

### Activity

During quarter two we delivered our quarterly training commitment to operational firefighter's with a focus on the core skills of Pumps, Water Awareness training and Driving as well as ensuring training/testing preparedness to deal with the following standard/advanced modules:

- Ladders
- Hazmat
- Knots & Lines
- Health & Safety
- Marine
- Secure Accommodation

Firefighters continued to visit sites within their station area so that they are aware of the associated risks and hazards, and if required can take effective actions in dealing with incidents at these sites. During quarter two, firefighters visited a range of sites to gather operational intelligence and review our response plans. These visits included hospitals, care homes, high rise premises, education premises, industrial premises, large shopping centres as well as student accommodation. A new Operational Intelligence Policy and Procedure went live in April 2018.

Senior Managers attended a number of planning meetings to identify the SFRS resources that will be required to support a number of upcoming events in Dundee including:

- V & A Museum opening
- Slessor Garden Concerts/Magdalen Green Events
- Flower and Food Festival
- Dundee Pride
- Octoberfest

## APPENDIX 2: COMMUNITY SAFETY ENGAGEMENT PROGRAMMES

This section provides details of community safety engagement programmes undertaken within Dundee during the second quarter of 2018-19, in support of the priorities in the Local Fire and Rescue Plan for Dundee 2017-2020 and the wider Dundee Partnership priorities.

### Local Priority 1: Improving Fire Safety in the Home

#### Community Engagement – Completed

- 8 mail guards fitted to households where a threat of domestic violence has been identified
- 3 AP1 forms submitted to Dundee City Council Social Work team
- Home Safety talks at the Dementia Cafe
- 20 joint HFSV conducted with Community Mental Health Team and DCC Social Workers
- Referral training provided to Social Prescribers help teams
- Attend initial meeting of Dundee Falls Team
- Meeting with NHS to discuss the possibility of notifying SFRS of households where Entonox and Oxygen has been provided by Midwifery Teams as part of the care package preparing for home births
- Meeting with SSE to discuss possible partnership to provide cooker safety switch

#### Community Engagement – Planned

- Meeting with Social Work to review current referral pathway
- Six monthly FRASB meeting prior to Bonfire Night
- Planning meetings for Safe Drive Stay Alive

#### Home Fire Safety Visits: YTD September 2018

	High Risk	% of visits/ (61%)	Med Risk	% of visits/ (38%)	Low Risk	% of visits/ (5%)	Total YTD	% YTD Target (1875)	% of annual target (3740)
Dundee	1162	62%	587	31%	310	17%	1870	99.7%	49.9%

### Local Priority 2: Improving Fire Safety and Resilience in the Business Community

#### Community Engagement – Completed

- Daily fire reports sent to housing providers informing them of any incidents within portfolios
- Summer holiday fun days to support voluntary groups
- Meetings with Private Sector Support Unit – private landlord issues
- Fresher Fayre at Dundee University

#### Community Engagement – Planned

- Safe and Secure event – Dundee University Fresher's Week
- Six monthly FRASB meeting prior to Bonfire Night

### **Local Priority 3: Minimising Unintentional Harm**

#### **Community Safety Engagement – Completed**

- Meeting with Advocating Together
- Safety awareness talk to 8 people on TCA course
- CPD learning day at Dudhope Castle – Child exploitation
- Early Screening Group
- ACE staff training
- Safe Taysiders
- Trauma Teddy support meetings

#### **Community Safety Engagement – Planned**

- Solihull Training Course
- Meeting with Dundee Falls Strategy Group

### **Local Priority 5: Reducing Deliberate Fires**

#### **Community Safety Engagement – Completed**

- Fresher Fayre at Dundee University
- Schools engagement programme prior to Bonfire Night FRASB talks to two groups of Cadets

#### **Community Safety Engagement – Planned**

- Young Carers visits to Fire Stations
- Partnership meeting to discuss intervention programme for North East Ward

#### **Firesetters Intervention**

1 intervention session



### APPENDIX 3: NOTABLE EVENTS – Braeview School & Hilltown Indoor Market Fires



11<sup>th</sup> September 21:37 hours

At the height of the incident (level 3) a total of 67 firefighters were in attendance with 11 pumping appliances and 4 special appliances (2 x Aerial appliances, 1 x Command Support Unit and 1 x Incident Support Unit)

Firefighters wearing Breathing Apparatus used aggressive firefighting techniques to fight the fire both internally and externally and successfully stopped the fire spreading any further. There were no reported injuries.

Firefighters remained on the scene until 11:55 hrs on the 12<sup>th</sup> September.

Police Scotland have subsequently made an arrest in connection with the fire.



12<sup>th</sup> September 18:14 hours

At the height of the incident (level 4) a total of 80 firefighters were in attendance from both the North Service Delivery Area and the East with 12 pumping appliances and 6 special appliances (2 x Aerial appliances, 1 x Command Support Unit, 1 x Incident Support Unit, 1 x Water Bowser and 1 x Welfare Unit)

The incident was sectorised into 4 sectors with external firefighting tactics being undertaken in all 4 sectors. Defensive firefighting techniques were deployed due to the repeated early collapse of the roof structure throughout the building as the fire developed. One priority was to prevent the fire spreading to a 2 storey building which was connected to the indoor market, the building contained a commercial garage on the ground floor and all of the associated hazards and risks, this priority was achieved. As the fire was brought under control internal firefighting operations were undertaken by firefighters wearing Breathing Apparatus within the main indoor market area. There was only one minor injury to a firefighter reported.

Firefighters remained on the scene until 10:30 hrs on the 13<sup>th</sup> September.

Police Scotland have subsequently made a number of arrests in connection with the fire.