

NOT PROTECTIVELY MARKED

**REPORT TO: DUNDEE CITY COUNCIL COMMUNITY SAFETY AND PUBLIC
PROTECTION COMMITTEE**

REPORT NUMBER – 310 -2020

16 November 2020

**Report by Area Commander Gordon Pryde, Local Senior Officer,
Scottish Fire and Rescue Service**

**SUBJECT: FIRE AND RESCUE QUARTERLY PERFORMANCE REPORT
1st July TO 30th September 2020**

Abstract

The Report contains performance information relating to the second quarter (July - September) of 2020-2021 on the performance of the Scottish Fire and Rescue Service in support of Member scrutiny of local service delivery.

1 PURPOSE OF THE REPORT

To provide information for the Committee regarding the performance of the Scottish Fire and Rescue Service against the priorities, outcomes and performance measures detailed within the Local Fire and Rescue Plan for Dundee 2017–2020, to facilitate local scrutiny.

2 RECOMMENDATIONS

It is recommended that members:

Note, scrutinise and question the content of this report.

3 FINANCIAL IMPLICATIONS

None.

4 BACKGROUND

- 4.1 The Local Fire and Rescue Plan for Dundee 2017-2020 was approved by the Community Safety and Public Protection Committee on 30th October 2017. In support of delivering the priorities in this plan, twelve headline indicators are utilised as performance measures and form the basis of quarterly monitoring reports.
- 4.2 The priorities and outcomes contained within the Local Fire and Rescue Plan reflect 'place' and the contribution of the Scottish Fire and Rescue Service to the City Plan for Dundee 2017-2026.

4.3 In summary the following priorities are detailed within the plan:

- Priority 1 – Improving Fire Safety in the Home
- Priority 2 – Improving Fire Safety and Resilience in the Business Community
- Priority 3 – Minimising the Impact of Unintentional Harm
- Priority 4 – Reducing Unwanted Fire Alarm Signals
- Priority 5 – Reducing Deliberate Fires
- Priority 6 – Effective Risk Management and Operational Preparedness

4.4 Appendix 1 attached to this report provides a detailed breakdown and analysis of all data collected during the reporting period. In addition, further sections are included to provide Members with an overview of a range of community safety engagement events and partnership working. Furthermore, it highlights any notable incidents and events.

5 EQUALITY IMPACT ASSESSMENT

5.1 Not applicable.

6 ENVIRONMENTAL ISSUES

6.1 There are no environmental issues arising as a consequence of this report.

7 SUMMARY

7.1 The attached report updates members regarding significant community safety engagement activities and gives context to the performance of the Scottish Fire and Rescue Service in the Dundee area against headline indicators and performance measures.

Area Commander Gordon Pryde
Local Senior Officer
Perth & Kinross, Angus and Dundee
Scottish Fire and Rescue Service
Blackness Road
Dundee
DD1 5PA



QUARTERLY MONITORING REPORT

*Covering the activities and performance in
support of the Local Fire and Rescue Plan for
Dundee 2017-2020*



SCOTTISH
FIRE AND RESCUE SERVICE
Working together for a safer Scotland

Quarter Two: 2020-21

**Working together
for a safer Scotland**

Dundee City Council
www.dundeeccity.gov.uk **CHANGING
FOR THE FUTURE**

ABOUT THE STATISTICS IN THIS REPORT

The activity totals and other statistics quoted in this report are provisional in nature and subject to change as a result of ongoing quality assurance and review.

Because all statistics quoted are provisional there may be differences in the period totals quoted in our reports after original publication which result from revisions or additions to the data on our systems.

From 2015-16 onwards responsibility for the publication of end-year statistical data transferred from the Scottish Government to the SFRS. This change of responsibility does not change the status of the figures quoted in this and other SFRS reports reported to the Committee.

TABLE OF CONTENTS	PAGE
Introduction	5
Quarterly Performance Summary	6
Quarterly Performance Highlights	7
Priority 1 - Improving Fire Safety in The Home	8
HI 1 – Accidental Dwelling Fires (ADF)	8
HI 2 – ADF Fatal Casualties	8
HI 3 – ADF Non-Fatal Casualties	8
Priority 2 - Improving Fire Safety and Resilience in the Business Community	10
HI 4 - Non-Domestic Building Fires	10
HI 5 – Fatal Casualties in Non-Domestic Buildings	10
HI 6 – Non-Fatal Casualties in Non-Domestic Buildings	10
Priority 3 - Minimising the Impact of Unintentional Harm	13
HI 7 – Road Traffic Collision (RTC) Incidents	13
HI 8 – Fatal RTC Casualties	13
HI 9 – Non-Fatal RTC Casualties	13
Priority 4 - Reducing Unwanted Fire Alarm Signals	15
HI 10 – Unwanted Fire Alarm Signals (UFAS)	15
Priority 5 - Reducing Deliberate Fires	17
HI 11 – Deliberate Primary Fires	17
HI 12 – Deliberate Secondary Fires	17
Priority 6 - Effective Risk Management and Operational Preparedness	19
APPENDIX 1: COMMUNITY SAFETY ENGAGEMENT PROGRAMMES	20
APPENDIX 2: NOTABLE INCIDENTS/EVENTS	22

This page is intentionally blank

INTRODUCTION

This is the quarter two (Q2) monitoring report for 2020-21, covering the SFRS's performance and activities in support of the six priorities in the Local Fire and Rescue Plan for Dundee 2017-2020, namely:

- Priority 1 - Improving fire safety in the home
- Priority 2 - Improving fire safety and resilience in the business community
- Priority 3 - Minimising the impact of unintentional harm
- Priority 4 - Reducing unwanted fire alarm signals
- Priority 5 - Reducing deliberate fires
- Priority 6 - Effective risk management and operational preparedness













As well as supporting the six priorities in the Local Fire and Rescue Plan for Dundee, this monitoring report shows how SFRS activities and performance contribute to the wider priorities of the Dundee Partnership as set out in the City Plan for Dundee 2017-2026.

The figures in this report are provisional, to provide the Committee with the SFRS's direction of travel in the Dundee area, in terms of performance against headline indicators and targets. Most figures will not change; however, members should note that there may be some small variations for some indicators when the final confirmed figures are published by the SFRS.




The Community Safety and Public Protection Committee agreed the new Local Fire and Rescue Plan for Dundee 2017-2020 on 30 October 2017. In support of delivering the priorities in this plan, 12 headline indicators and targets have been set and form the basis of this quarterly monitoring report.

PERFORMANCE SUMMARY

The table below provides a summary of 2019/20 Q2 activity and year to date (YTD) performance against headline indicators and annual targets. It aims to provide at a glance, our direction of travel during the current reporting year.

<p>HI 1 Accident Dwelling Fires</p>  <p>Q2 – 46 Incidents YTD – 101 Incidents Annual Target – 177</p>	<p>HI 2 ADF Fatal Casualties</p>  <p>Q2 – 1 YTD – 2 Annual Target – 0</p>	<p>HI 3 ADF Non-Fatal Casualties</p>  <p>Q2 – 4 YTD – 10 Annual Target – below 30</p>
<p>HI 4 Non-Domestic Building Fires</p>  <p>Q2 – 8 Incidents YTD – 22 Incidents Annual Target – below 37</p>	<p>HI 5 Fatal Casualties in Non-Domestic Building Fires</p>  <p>Q2 – 0 YTD – 0 Annual Target – 0</p>	<p>HI 6 Non-Fatal Casualties in Non-Domestic Building Fires</p>  <p>Q2 – 0 YTD – 0 Annual Target – 1</p>
<p>HI 7 Road Traffic Collision (RTC) Incidents</p>  <p>Q2 – 10 Incidents YTD – 15 Incidents Annual Target – below 42</p>	<p>HI 8 Fatal RTC Casualties</p>  <p>Q2 – 0 YTD – 0 Annual Target – 0</p>	<p>HI 9 Non-Fatal RTC Casualties</p>  <p>Q2 – 3 YTD – 4 Annual Target – below 19</p>
<p>HI 10 Unwanted Fire Alarm Signals</p>  <p>Q2 – 226 Incidents YTD – 413 Incidents Annual Target – below 1175</p>	<p>HI 11 Deliberate Primary Fires</p>  <p>Q2 – 22 Incidents YTD – 42 Incidents Annual Target – below 63</p>	<p>HI 12 Deliberate Secondary Fires</p>  <p>Q2 – 99 Incidents YTD – 226 Incidents Annual Target – below 527</p>

Year-to-Date Legend

	Below headline target
	Less than 10% above headline target
	More than 10% above headline target

PERFORMANCE HIGHLIGHTS

Of the 12 headline indicators and targets, the following performance should be noted for Q2 2020/21:

- The number of **Accidental Dwelling Fire's (ADF's)** have **increased** slightly from the same quarter last year. Due to a lower target set for this year, the YTD figure is currently sitting at red.
- There was **one ADF Fatal Casualties** encountered during this quarter, which is the same as the previous quarter. This total has exceeded the target set for the year, therefore remaining red. The number of **ADF Non-Fatal Casualties** continues to **reduce** over the longer term and performance during Q2 and for the year to date is meeting the current target.
- The number of **Non-Domestic Building Fires** have increased by **one** from the same quarter last year. The YTD figure is showing red against the quarter due to the current YTD figure exceeding the headline target set.
- There were **zero Fatal Fire Casualties in Non-Domestic Buildings** and, **zero Non-Fatal Fire Casualties in Non-Domestic Buildings also encountered** during this quarter. The overall figures highlight an encouraging **reduction** over the longer term. Performance during Q2 and for the YTD is below the target set for the year.
- The number of **Road Traffic Collision Incidents for Q2** is higher than the previous quarter, however there has been a **reduction of 29%** for this quarter against the headline average for this quarter. This target is therefore currently sitting at green.
- There were no **Road Traffic Collision (RTC) Fatal Casualties** encountered during Q2. The number of **RTC Non-Fatal Casualties** rescued during the quarter is 70% lower than the previous year's quarter and is currently showing green. Figures however remain below the annual target set.
- The YTD number of **Unwanted Fire Alarm Signals (UFAS) caused by automatic fire alarms (AFAs) in non-domestic buildings** is sitting **30% below** above the predicted headline target for the year so far. The YTD figure is **36% lower** than the same YTD period for the 3-year average, and continues to a statistically overall improving picture.
- The number of **Deliberate Primary Fires** in Q2 has seen a significant **83% increase** on the previous year's quarter, and is slightly higher than the previous quarters figures. This target remains red against this year's headline target.
- The number of **Deliberate Secondary Fires** attended YTD has seen a **26% reduction** against the 3-year average for this period. There has also been a **20% reduction** from the previous quarter (Q1) for this year. The continued significant and sustained efforts to try and address deliberate fire setting throughout Dundee City highlights the targeted multi-agency approach is clearly having a positive impact on fire related anti-social behaviour incidents, and this strategy will continue going forward to continually improve this picture. YTD figures are therefore showing green for this

PRIORITY 1 - IMPROVING FIRE SAFETY IN THE HOME

HI 1 – Accidental Dwelling Fires (ADF)

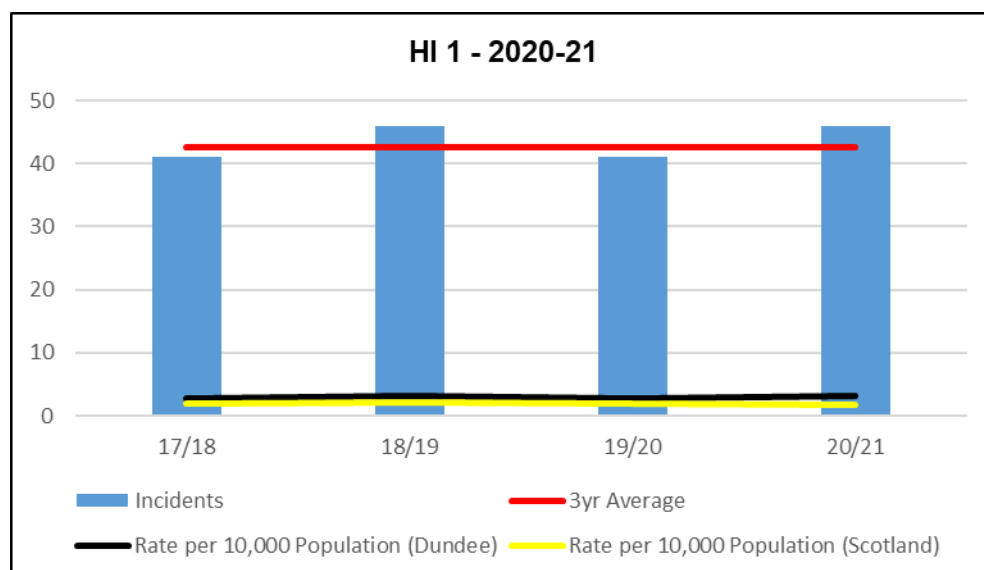


Table 1: Year to Date (April to September) Performance

	17/18	18/19	19/20	20/21	YTD	Annual Target
HI 1: ADF's	95	94	91	101	Red	177

HI 2 - ADF Fatal Casualties & HI 3 - ADF Non-Fatal Casualties

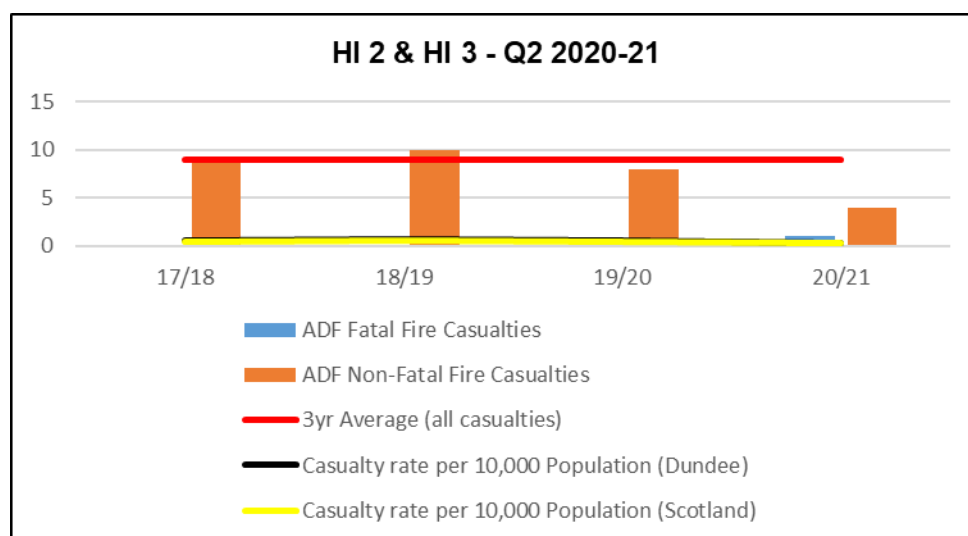


Table 2: Year to Date (April to September) Performance

	17/18	18/19	19/20	20/21	YTD	Annual Target
HI 2: ADF Fatal Casualties	0	0	0	2	Red	0
HI 3: ADF Non-Fatal Casualties	17	17	14	10	Green	Below 30

Indicator Description

The largest single type of primary fire in Dundee is accidental fires in the home and their prevention is a key focus of the Service's community safety activity.

HI 1 – Accidental Dwelling Fires (ADF)

As a headline target, the aim is to reduce the rate of ADF's by keeping these incidents **below 177**, during 2020/21.

HI 2 – ADF Fatal Casualties

This indicator concentrates on members of the community for whom fire has been clearly identified as the cause of death, even if they die some-time after the actual fire. Those who die at, or after, the fire but where fire is **not** identified as the cause of death, are not included within these figures.

As a headline target, the optimum aim is to always strive to have **Zero ADF Fatal Casualties** in Dundee City.

HI 3 – ADF Non-Fatal Casualties

This headline target counts all types of non-fatal fire injury in the home, including precautionary checks.

As a headline target, the aim is to reduce the risk of injury from fire in the home by keeping fire injuries **below 30**, during 2020/21.

What we aim to Achieve

As well as helping to deliver Priority One: *Improving Fire Safety in the Home*, meeting the headline targets will also support the long-term ambition of the City Plan for Dundee and supports achievement of the following local outcomes:

- Our people will be better educated and skilled within a city renowned for learning and culture;
- Our children will be safe, healthy, achieving, nurtured, active, respected, responsible and included;
- People in Dundee will be able to live independently and access support when they need it;
- Our communities will be safe and feel safe

Performance Management

There were 46 ADF's reported during Q2, which is slightly above the average number for that quarter. The total number of ADF's for the year to date of 2020/21 stands at 101, and is 9% higher than the average of the previous 3 years against Q2 figures. We are therefore currently showing red for achieving the HI 1 annual target. There was one ADF Fatal Casualty during Q2. This brings the total figures YTD to two, and therefore has exceeded the headline target of zero deaths for the year.

There were 4 ADF Non-Fatal Casualties during Q2, which has **reduced by 56%** against the 3-year average number for that quarter. The total number of ADF Non-Fatal Casualties for the year to date stands currently at 10, so we are showing green for achieving the HI 3 annual target. The community safety engagement section of Appendix One details a wide range of community safety engagement programmes conducted during Q2, in support of achieving the targets. This included completing 312 Home Fire Safety Visits, of which 216 were targeted at high risk individuals and 96 targeted at medium risk individuals.

PRIORITY 2 – IMPROVING FIRE SAFETY AND RESILIENCE IN THE BUSINESS COMMUNITY

HI 4 – Non-Domestic Building Fires

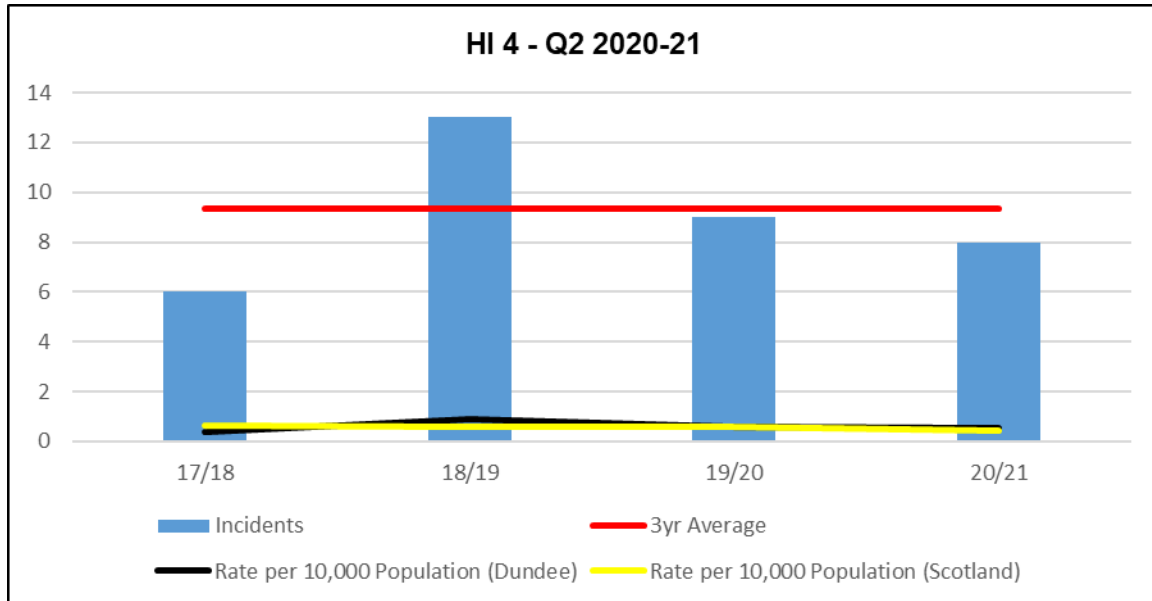


Table 3: Year to Date (April to September) Performance

	17/18	18/19	19/20	20/21	YTD	Annual Target
HI 4: Non-Domestic Building Fires	13	24	20	22	Red	Below 37

HI 5 – Fatal Fire Casualties in Non-Domestic Buildings & HI 6 – Non-Fatal Fire Casualties in Non-Domestic Buildings

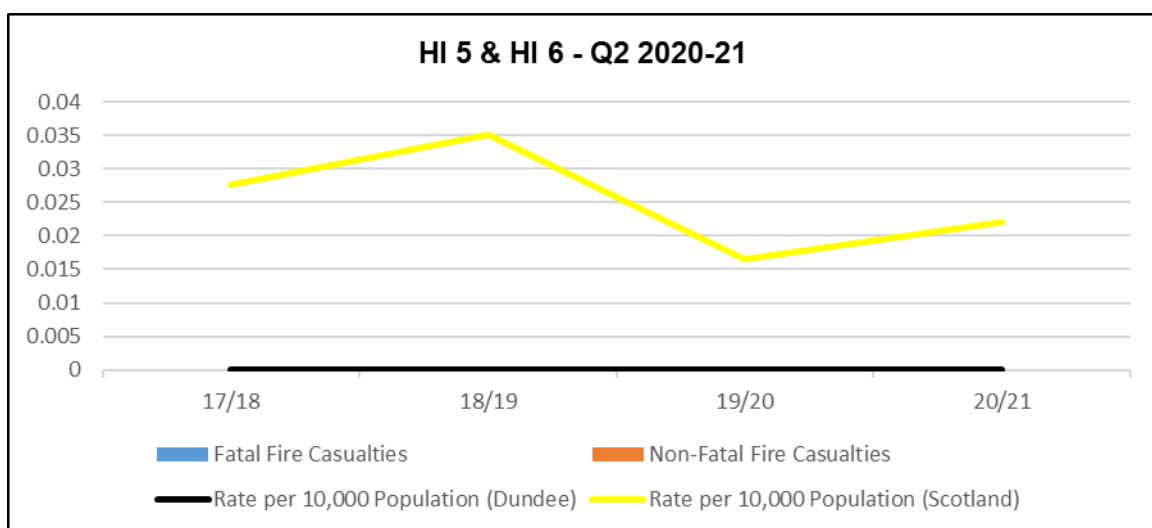


Table 4: Year to Date (April to September) Performance

	17/18	18/19	19/20	20/21	YTD	Annual Target
HI 5: Fatal Fire Casualties	0	0	0	0	Green	0

HI 6: Non-Fatal Fire Casualties	1	1	0	0	Green	1
--	---	---	---	---	--------------	----------

Indicator Description

These headline indicators and targets cover the types of non-domestic buildings applicable to Part 3 of the Fire (Scotland) Act 2005 ('The Act') (e.g. care homes, hotels and hospitals) and is designed to reflect the effectiveness of fire safety management in respect of these types of buildings.

HI 4 - Non-Domestic Building Fires Applicable to the Act

As a headline target, the aim is to reduce the rate of accidental fires in non-domestic buildings (where 'The Act' applies), by keeping these fires **below 37** in Dundee during 2020/21.

HI 5 – Fatal Fire Casualties in Non-Domestic Building Fires Applicable to the Act

This indicator counts those people for whom fire has been clearly identified as the cause of death, even if they die some time after the actual fire. Those who die at, or after, the fire but where fire is **not** identified as the cause of death are not included in these figures. As a headline target, the aim is to have **Zero Fatal Fire Casualties** in non-domestic buildings applicable to the Act, in Dundee during 2019/20.

HI 6 – Non-fatal Fire Casualties in Non-Domestic Building Fires Applicable to the Act

This headline target counts all types of non-fatal fire injury in non-domestic buildings, including precautionary checks. As a headline target, the aim is to reduce risk of injury from fire in non-domestic buildings, by keeping fire injuries **below 1** in Dundee during 2020/21.

What we aim to Achieve

As well as helping to deliver Priority Two: *Improving Fire Safety and Resilience in the Business Community*, meeting the headline targets will also support the long-term ambition of the City Plan for Dundee and supports achievement of the following local outcomes:

Dundee will be an internationally recognised city at the heart of a vibrant region with more and better employment opportunities for people

Our communities will be safe and feel safe

Our people will live in strong, popular and attractive communities

Performance Management

There were 8 fires in non-domestic buildings during Q2, the majority were relatively minor in nature involving minimum firefighting intervention. The total number of fires for the year to date of 2020/21 stands at 22, and is currently showing red for achieving the HI 4 annual target for the year. Figures for this quarter are **38% lower** however than the previous quarter for this current year.

There were **zero** Non-Domestic Fatal Casualties during Q2. We are therefore showing green for achieving the HI 5 annual target.

There were **zero** Non-Domestic Non-Fatal Casualty during Q2. HI 6 headline target is therefore showing green.

Our dedicated Fire Safety Enforcement Officers continue to audit relevant premises that fall within the scope of the Fire (Scotland) Act 2005 to ensure compliance with their statutory responsibilities. In total, **62 fire safety audits** were completed at high life risk non-domestic buildings during Q2. The target set for the year is 366 fire safety audits. As a result of the ongoing Covid-19 restrictions, arrangements are being put in place, where appropriate to conduct remote fire safety audits.

PRIORITY 3 – MINIMISING THE IMPACT OF UNINTENTIONAL HARM

HI 7 – Road Traffic Collision (RTC) Incidents

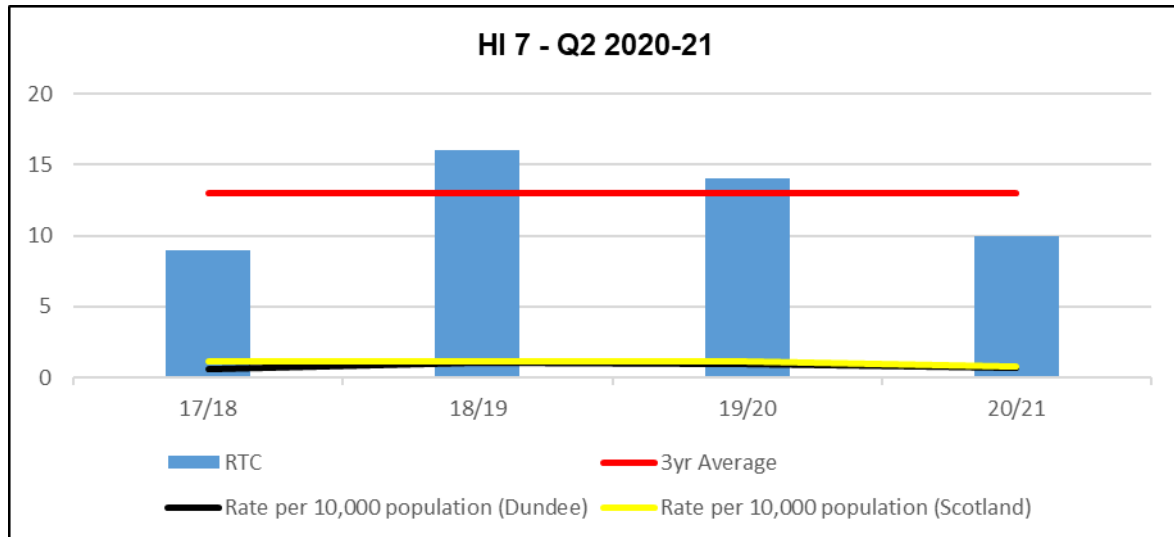


Table 5: Year to Date (April to September) Performance

	17/18	18/19	19/20	20/21	YTD	Annual Target
HI 7: RTC Incidents	19	26	22	15	Green	Below 42

HI 8 – Fatal RTC Casualties & HI 9 – Non-Fatal RTC Casualties

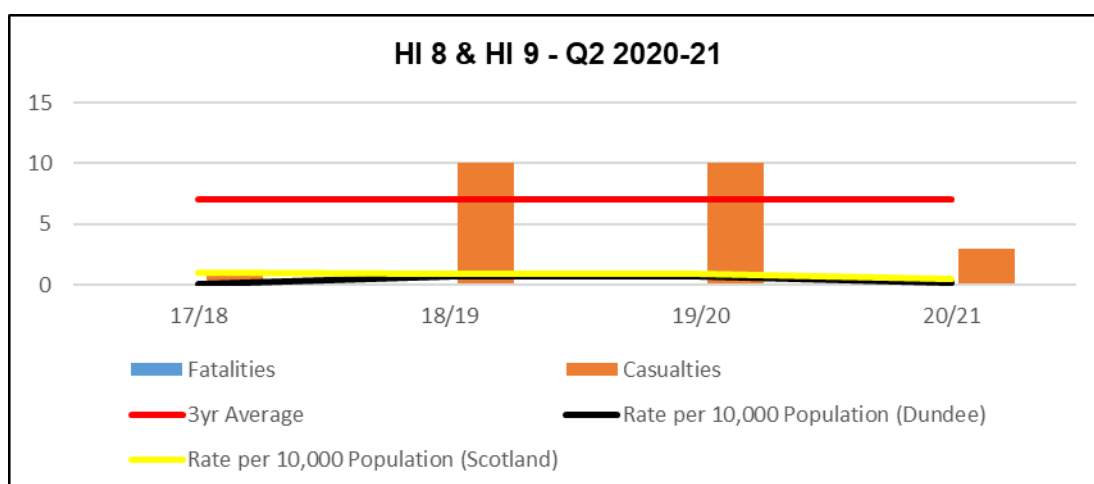


Table 6: Year to Date (April to September) Performance

	17/18	18/19	19/20	20/21	YTD	Annual Target
HI 8: Fatal RTC Casualties	0	0	0	0	Green	0
HI 9: Non-Fatal RTC	6	12	12	4	Green	Below

Casualties						19
-------------------	--	--	--	--	--	-----------

Indicator Description

The SFRS has become increasingly involved in more non-fire related prevention work, in support of its role in promoting the wider safety and well-being of its communities, including minimising the impact of unintentional harm. The headline indicators and targets reflect the fact that most of non-fire related casualties attended by the SFRS in Dundee are at RTC Incidents.

HI 7 - RTC Incidents

As a headline target, the aim is to reduce the rate of RTC incidents, by keeping them **below 42** during 2020/21.

HI 8 – Fatal RTC Casualties

As a headline target, the aim is to reduce the risk of death from RTC's in Dundee, by keeping the number of fatal RTC casualties **at 0** during 2020/21.

HI 9 - Non-fatal RTC Casualties

As a headline target, the aim is to reduce the risk of injury from RTC's in Dundee, by keeping non-fatal RTC casualties **below 19** during 2020/21.

What we aim to Achieve

As well as helping to deliver Priority Three: *Minimising the Impact of Unintentional Harm*, meeting the headline targets will also support the long-term ambition of the City Plan for Dundee and supports achievement of the following local outcomes:

- Our people will be better educated and skilled within a city renowned for learning and culture
- Our children will be safe, healthy, achieving, nurtured, active, respected, responsible and included
- People in Dundee will be able to live independently and access support when they need it
- Our communities will be safe and feel safe

Performance Management

We attended 10 RTC Incidents during Q2. This is a slight increase as to the same quarter from the previous year. Firefighters were utilised to release the persons without the use of specialist equipment, and provided medical assistance where necessary and make the scene/ vehicles safe. The total number of RTC Incidents we attended for the year to date of 2019/20 stands at 15, and is showing as green for achieving the HI 7 annual target.

Of the 10 RTC Incidents we attended during Q2, there were no fatal casualties encountered. The total number of **Fatal RTC Casualties** for the year to date stands at **0** so we are showing green for achieving the HI 8 annual target. Of the 10 Incidents we attended there were 3 Non-Fatal RTC Casualties. The total number of Non-Fatal RTC Casualties for the YTD stands at 4, and is therefore showing green against the headline target.

PRIORITY 4 – REDUCING UNWANTED FIRE ALARM SYSTEMS

HI10 – Unwanted Fire Alarm Signals (UFAS)

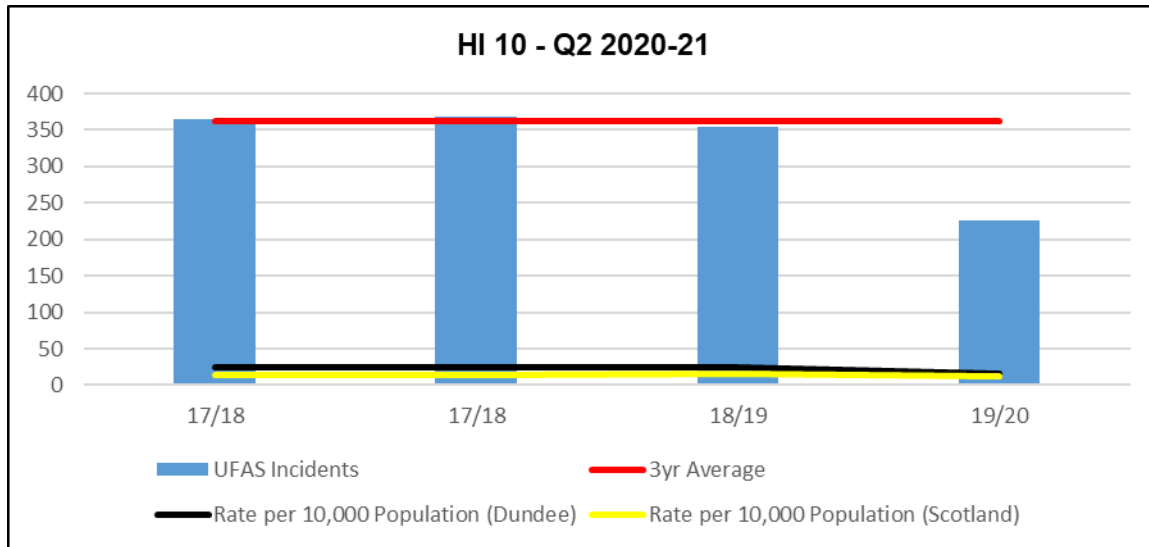


Table 7: Year to Date (April to September) Performance

	17/18	18/19	19/20	20/21	YTD	Annual Target
HI 10: UFAS Incidents	637	663	615	413	Green	Below 1175

Indicator Description

Automatic Fire Alarms (AFA) are fundamental to providing early warning from fire, giving people the chance to evacuate safely. However, to be effective, they must be properly installed and maintained, and a good fire safety management regime must be in place by the duty holder, so they do not activate when there is no fire.

Every Unwanted Fire Alarm Signal from an AFA has an impact in terms of unnecessary blue light journeys, redirecting SFRS resources away from other activities such as community safety work and causing considerable disruption to businesses.

HI 10 – Unwanted Fire Alarm Signals (UFAS)

As a headline target, the aim is to improve fire safety management and awareness, by reducing the number of attendances to unwanted fire alarm signals (UFAS) from automatic systems in non-domestic buildings to **less than 1175** during 2020/21.

What we aim to Achieve

As well as helping to deliver Priority Four: *Reducing Unwanted Fire Alarm Signals*, meeting the headline targets will also support the long-term ambition of the City Plan for Dundee and supports achievement of the following local outcomes:

- Dundee will be an internationally recognised city at the heart of a vibrant region with more and better employment opportunities for people;
- Our people will be better educated and skilled within a city renowned for learning and culture;
- Our children will be safe, healthy, achieving, nurtured, active, respected, responsible and included;
- Our communities will be safe and feel safe.

Performance Management

During Q2, we were called out to **226 UFAS**. This is **38% lower** than the three-year average for that quarter. YTD, the total number of UFAS stands at 413 so we are currently showing green for achieving the HI 10 annual target. There has also been a **33% reduction** in YTD figures from the previous year.

The table below lists the top five property types that had persistent call-outs due to UFAS during quarter four.

Property Types	No. of UFAS
Hospitals/Medical Care	51
Student Halls of Residence	26
Education - Infant/Primary Schools	11
Education – Colleges/University	11
Education – Secondary School	9

Our operational crews continued to investigate the cause of every UFAS event and engaged with the duty holder when in attendance at these call-outs. Every UFAS call-out was utilised as an opportunity to educate the duty holder about the impact UFAS has on their businesses and the Service as a whole. UFAS incidents create a significant number of unnecessary blue-light journeys, placing our firefighters and communities at risk, and tying up resources that may be needed at a real emergency elsewhere. To reduce the impact of UFAS, we have introduced a process, that will ensure our weight and speed of response to UFAS incidents is based on risk.

PRIORITY 5 – REDUCING DELIBERATE FIRES

HI 11 – Deliberate Primary Fires

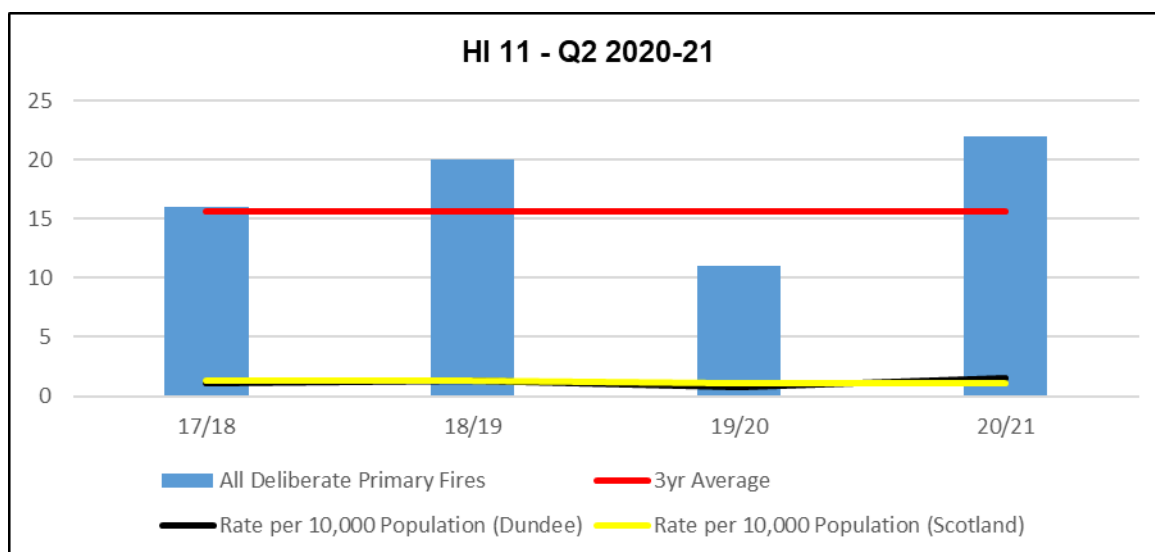


Table 8: Year to Date (April to September) Performance

	17/18	18/19	19/20	20/21	YTD	Annual Target
HI 11: Deliberate Primary Fires	28	36	29	42	Red	Below 63

HI 12 – Deliberate Secondary Fires

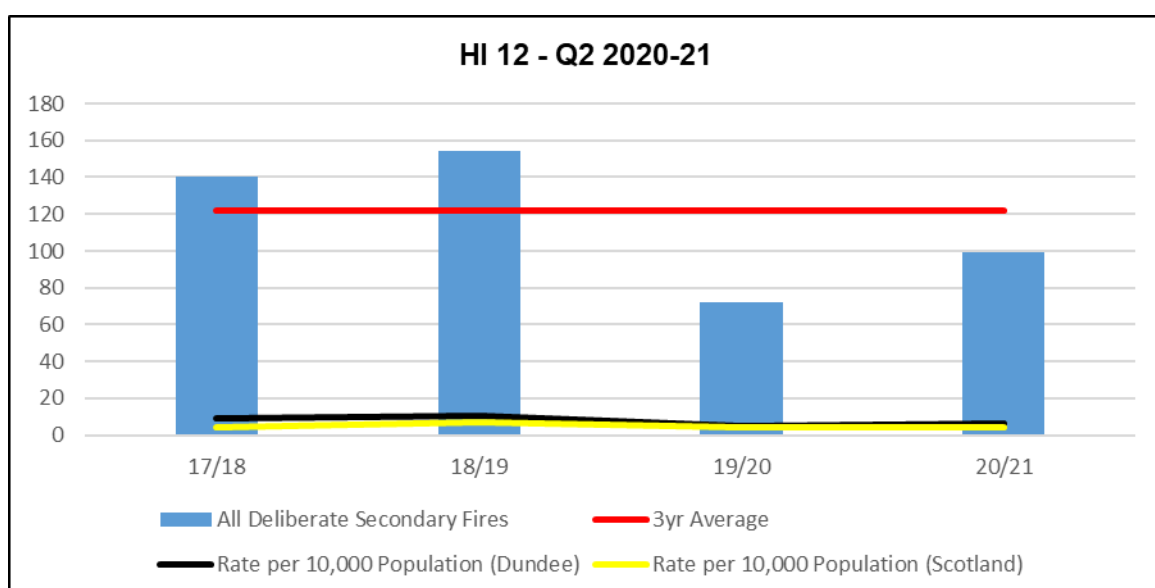


Table 9: Year to Date (April to June) Performance

	17/18	18/19	19/20	20/21	YTD	Annual Target
HI 12: Deliberate Secondary Fires	375	327	220	226	Green	Below 527

Indicator Description

These headline and indicators targets account for all types of fire that are believed to have been started intentionally, and are categorised as Deliberate Primary Fires and Deliberate Secondary Fires.

HI 11 – Deliberate Primary Fires

These deliberate fires cover the following types:

- Fires in the home
- Fires in non-domestic buildings
- Fires in motor vehicles

As a headline target, the aim is to reduce the rate of deliberate primary fires in Dundee by keeping these fires **below 63** during 2020/21.

HI 12 – Deliberate Secondary Fires

These deliberate fires cover the majority of outdoor fires including grassland and refuse fires and include fires in derelict buildings, but not chimney fires. As a headline target, the aim is to reduce the rate of deliberate secondary fires in Dundee by keeping these fires **below 527** during 2020/21.

What we aim to Achieve

As well as helping to deliver Priority Five: *Reducing Deliberate Fires*, meeting the headline targets will also support the long-term ambition of the City Plan for Dundee and supports achievement of the following local outcomes:

- Dundee will be an internationally recognised city at the heart of a vibrant region with more and better employment opportunities for people
- Our children will be safe, healthy, achieving, nurtured, active, respected, responsible and included
- Our communities will be safe and feel safe
- Our people will live in strong, popular and attractive communities

Performance Management

There were 22 deliberate primary fires reported during Q2, which is an **83% increase** in comparison to the previous year for that quarter. These incidents included a number of vehicle fires and a mixture of non-residential and dwelling fires in Dundee. Prevention work is ongoing to address deliberate fire setting. The total number of deliberate primary fires we attended for the YTD 2020/21 stands at 42, and is therefore showing red for achieving the HI 11 annual target of below 63. There were 99 deliberate secondary fires reported during Q2, which is **19% below** the three-year average for that quarter. The figure is also an encouraging **20% reduction** from the previous quarter. The total number of deliberate secondary fires we attended for the year to date of 2020/21 currently stands at 226, and as a result we are now showing green for achieving the HI 12 annual target.

Intelligence relating to deliberate fires is shared with our partners during multi-agency tasking and co-ordinating meetings and is also discussed at the fire related anti-social behaviour group. Innovative partnership working opportunities have resulted in a very pleasing downward trend in deliberate secondary fires and the associated anti-social behaviour that is often attributed to these types of incidents.

PRIORITY 6 – EFFECTIVE RISK MANAGEMENT AND OPERATIONAL PREPAREDNESS

Description

Risk Management and operational preparedness is a key area of work for the SFRS. In Dundee, this means:

- Knowing what the risks are in Dundee and then making plans, so we are resilient to respond to any event.
- Being prepared to respond to national threats or major emergencies.
- Developing flexibility to deploy crews, to take on a broadening role within the community.
- Firefighters being equipped to deal with emergencies safely and effectively and our

What we aim to Achieve

As well as helping to deliver Priority Six: *Effective Risk Management and Operational Preparedness*, our activities will also support the long-term ambition of the City Plan for Dundee and supports achievement of the following local outcomes:

- Dundee will be an internationally recognised city at the heart of a vibrant region with more and better employment opportunities for people
- Our communities will be safe and feel safe
- Our people will live in strong, popular and attractive communities

Activity

During quarter two we delivered our quarterly training commitment to operational firefighters with a focus on the core skills of Knots and Lines, Ladder training and Hazardous Materials as well as ensuring training/ testing preparedness to deal with the following standard/advanced modules for incidents involving the following subject areas;

- Animal Rescue
- Places of Public Entertainment
- Prevention and protection Activities

During Q2, firefighters visited a range of sites to gather operational intelligence and review our response plans. Our operational crews continually focus on raising their awareness of new and existing associated risks and hazards at these sites, and take necessary and effective action to constantly improve pre-planning arrangements for dealing with these local risks. These visits included premises such as Hospitals, and Care Homes, High Rise Buildings, Forth Ports Dundee, Education and Student Accommodation, Industrial, and large Shopping Centres.

Senior Commanders attended several planning meetings and workshops to identify the SFRS resources that would be required to support a number of upcoming events and multi-agency pre-planning arrangements for incidents and event planning including:

- Multi-Agency Incident Response Plan review for Dundee Airport
- Table-Top Exercise and personnel visitations at Leuchars Army/Airbase
- Joint-agency practical training sessions between SFRS and Scottish Ambulance Service

APPENDIX 1: COMMUNITY SAFETY ENGAGEMENT PROGRAMMES

This section provides details of Community Safety Engagement Programmes undertaken within Dundee during the second quarter for 2020-21, in support of the priorities in the Local Fire and Rescue Plan for Dundee 2017-2020, and the wider Dundee Partnership priorities.

Local Priority 1: Improving Fire Safety in the Home

Community Engagement – Completed

- Distribution of fire safety equipment, fire retardant bedding, fire retardant throws, extra smoke detection.
- Multi-agency support from Social Work Dept., Carers, British Red Cross and Housing Support Workers to conduct Home Fire Safety Visits to high risk and vulnerable
- Dundee Dementia Centre were supplied Home Safety leaflets and information for their Newsletters. Internet Training Sessions for the Dementia Support Staff, a workshop for Carers and a short video with COVID-19 Home Safety Information was produced for their Facebook page.
- Referrals from Women's Aid, working jointly with Police and community wardens, possible fitting of extra detection and mail guard if fire raising an issue.

Local Priority 2: Improving Fire Safety and Resilience in the Business Community

Community Engagement – Completed

- Bonfire school presentations sent out to all fire station personnel for ongoing engagement
- Tik-Tok swing craze work. Emails sent to Heads of Balumbie PS and Braeview warning of malicious calls.
- Partner agency working, with Police Scotland regarding Vlogs for Schools covering Bonfire Safety, Fire setting, CPR and Firework Safety.
- Management meetings with NHS and Social work followed up with joint visits with hospital discharges.

Community Engagement – Planned

- Fire Related Anti-Social Behaviour Group Meetings ongoing

Local Priority 3: Minimising Unintentional Harm

Community Safety Engagement – Completed

- Engagement with partner agencies to provide COVID-19 leaflets involving the NHS Falls Group, Food Train, Shelter Housing, Social Workers.
- Collaborate with the HOPE Project to give them leaflets which were put in information packs being distributed across Dundee and they also included the COVID 19 Leaflet in their newsletter which was sent out to 550 older people.

Local Priority 4: Reducing Unwanted False Alarm Signals

- Community Action Team continue to deliver suitable Fire Safety Advice as part of Community Group Talks and Home Fire Safety Visits to sheltered housing complexes etc.
- Ongoing dialogue with educational establishments to educate and minimise the impact of malicious calls.

Local Priority 5: Reducing Deliberate Fires

Community Safety Engagement – Completed

- Talks given to youths regarding fire setting in the Panmurefield area
- Ongoing fire-setting prevention work in relation to fires within Strathmartine Hospital site
- Household disputes over rubbish left within the communal areas. Fire safety leaflets distributed to raise awareness of the dangers of combustibles left in communal areas.
- Waste uplift referrals
- Weekly Multi Agency Tasking and Co-ordination meetings
- Deliberate Fire Reduction Forum Meetings

Community Safety Engagement – Planned

- Referrals from Women's Aid, working jointly with Police and community wardens, possible fitting of extra detection and mail guard if fire raising an issue.
- Princes Trust planning for the year ahead
- Deliberate Fire Reduction Forum Meeting

APPENDIX 2: NOTABLE INCIDENTS/EVENTS

FIRE – CLEPINGTON ROAD DUNDEE



Shortly after midnight on 16th August 2020, firefighters in Dundee responded to several calls to a flat fire at 226 Clepington Road, Dundee. 3 fire engines swiftly mobilised to the address within 5 minutes, backed up by senior commanders. Crews on arrival were confronted with a rapidly developing fire that had taken hold within a 3rd Floor Flat, with an elderly occupant rescued suffering from severe smoke inhalation. The entire block of flats was fully searched by firefighters wearing breathing apparatus and reassured remaining occupants.

The elderly occupant of the flat tragically died as a result of the effects of the smoke inhalation, and was pronounced dead at the scene by paramedics.

The fire was fully extinguished by 03:15am, with crews remaining in attendance throughout the following day to ensure the scene was made safe. A joint investigation subsequently took place by Fire Investigation teams from SFRS and Police Scotland. The outcome of the investigation indicated there were no suspicious circumstances, with accidental ignition being the most probable cause. Police Scotland and Emergency Planning Advisers from Dundee City Council effectively co-ordinated alternative temporary housing accommodation for affected residents in the aftermath following the incident.

Immediately following the operational response and initial investigations, local SFRS crews concentrated on community safety engagement to provide public reassurance, advice and offer Home Fire Safety Visits (HFSV) with the occupiers, neighbouring households and the wider community.

