

**REPORT TO: DUNDEE CITY COUNCIL COMMUNITY SAFETY AND PUBLIC
PROTECTION COMMITTEE**

REPORT NUMBER – 190 -2020.

24th August 2020

**Report by Area Commander Gordon Pryde, Local Senior Officer,
Scottish Fire and Rescue Service**

**SUBJECT: FIRE AND RESCUE QUARTERLY PERFORMANCE REPORT
1st April TO 30th June 2020**

Abstract

The Report contains performance information relating to the first quarter (April - June) of 2020-2021 on the performance of the Scottish Fire and Rescue Service in support of Member scrutiny of local service delivery.

1 PURPOSE OF THE REPORT

To provide information for the Committee regarding the performance of the Scottish Fire and Rescue Service against the priorities, outcomes and performance measures detailed within the Local Fire and Rescue Plan for Dundee 2017–2020, to facilitate local scrutiny.

2 RECOMMENDATIONS

It is recommended that members:

Note, scrutinise and question the content of this report.

3 FINANCIAL IMPLICATIONS

None.

4 BACKGROUND

4.1 The Local Fire and Rescue Plan for Dundee 2017-2020 was approved by the Community Safety and Public Protection Committee on 30th October 2017. In support of delivering the priorities in this plan, twelve headline indicators are utilised as performance measures and form the basis of quarterly monitoring reports.

4.2 The priorities and outcomes contained within the Local Fire and Rescue Plan reflect 'place' and the contribution of the Scottish Fire and Rescue Service to the City Plan for Dundee 2017-2026.

4.3 In summary the following priorities are detailed within the plan:

- Priority 1 – Improving Fire Safety in the Home
- Priority 2 – Improving Fire Safety and Resilience in the Business Community
- Priority 3 – Minimising the Impact of Unintentional Harm
- Priority 4 – Reducing Unwanted Fire Alarm Signals
- Priority 5 – Reducing Deliberate Fires
- Priority 6 – Effective Risk Management and Operational Preparedness

4.4 Appendix 1 attached to this report provides a detailed breakdown and analysis of all data collected during the reporting period. In addition, further sections are included to provide Members with an overview of a range of community safety engagement events and partnership working. Furthermore, it highlights any notable incidents and events.

5 EQUALITY IMPACT ASSESSMENT

5.1 Not applicable.

6 ENVIRONMENTAL ISSUES

6.1 There are no environmental issues arising as a consequence of this report.

7 SUMMARY

7.1 The attached report updates members regarding significant community safety engagement activities and gives context to the performance of the Scottish Fire and Rescue Service in the Dundee area against headline indicators and performance measures.

Area Commander Gordon Pryde
Local Senior Officer
Perth & Kinross, Angus and Dundee
Scottish Fire and Rescue Service
Blackness Road
Dundee
DD1 5PA



QUARTERLY MONITORING REPORT

Covering the activities and performance in support of the Local Fire and Rescue Plan for Dundee 2017-2020

Quarter One: 2020-21

ABOUT THE STATISTICS IN THIS REPORT

The activity totals and other statistics quoted in this report are provisional in nature and subject to change as a result of ongoing quality assurance and review.

Because all statistics quoted are provisional there may be differences in the period totals quoted in our reports after original publication which result from revisions or additions to the data on our systems.

From 2015-16 onwards responsibility for the publication of end-year statistical data transferred from the Scottish Government to the SFRS. This change of responsibility does not change the status of the figures quoted in this and other SFRS reports reported to the Committee.

TABLE OF CONTENTS	PAGE
Introduction	5
Quarterly Performance Summary	6
Quarterly Performance Highlights	7
Priority 1 - Improving Fire Safety in The Home	8
HI 1 – Accidental Dwelling Fires (ADF)	8
HI 2 – ADF Fatal Casualties	8
HI 3 – ADF Non-Fatal Casualties	8
Priority 2 - Improving Fire Safety and Resilience in the Business Community	10
HI 4 - Non-Domestic Building Fires	10
HI 5 – Fatal Casualties in Non-Domestic Buildings	10
HI 6 – Non-Fatal Casualties in Non-Domestic Buildings	10
Priority 3 - Minimising the Impact of Unintentional Harm	13
HI 7 – Road Traffic Collision (RTC) Incidents	13
HI 8 – Fatal RTC Casualties	13
HI 9 – Non-Fatal RTC Casualties	13
Priority 4 - Reducing Unwanted Fire Alarm Signals	15
HI 10 – Unwanted Fire Alarm Signals (UFAS)	15
Priority 5 - Reducing Deliberate Fires	17
HI 11 – Deliberate Primary Fires	17
HI 12 – Deliberate Secondary Fires	17
Priority 6 - Effective Risk Management and Operational Preparedness	19
APPENDIX 1: COMMUNITY SAFETY ENGAGEMENT PROGRAMMES	20
APPENDIX 2: NOTABLE INCIDENTS/EVENTS	21

This page is intentionally blank

INTRODUCTION

This is the quarter one (Q1) monitoring report for 2020-21, covering the SFRS's performance and activities in support of the six priorities in the Local Fire and Rescue Plan for Dundee 2017-2020, namely:

- Priority 1 - Improving fire safety in the home
- Priority 2 - Improving fire safety and resilience in the business community
- Priority 3 - Minimising the impact of unintentional harm
- Priority 4 - Reducing unwanted fire alarm signals
- Priority 5 - Reducing deliberate fires
- Priority 6 - Effective risk management and operational preparedness













As well as supporting the six priorities in the Local Fire and Rescue Plan for Dundee, this monitoring report shows how SFRS activities and performance contribute to the wider priorities of the Dundee Partnership as set out in the City Plan for Dundee 2017-2026.

The figures in this report are provisional, to provide the Committee with the SFRS's direction of travel in the Dundee area, in terms of performance against headline indicators and targets. Most figures will not change; however, members should note that there may be some small variations for some indicators when the final confirmed figures are published by the SFRS.




The Community Safety and Public Protection Committee agreed the new Local Fire and Rescue Plan for Dundee 2017-2020 on 30 October 2017. In support of delivering the priorities in this plan, 12 headline indicators and targets have been set and form the basis of this quarterly monitoring report.

PERFORMANCE SUMMARY

The table below provides a summary of 2020/21 Q1 activity and year to date (YTD) performance against headline indicators and annual targets. It aims to provide at a glance, our direction of travel during the current reporting year.

<p>HI 1 Accidental Dwelling Fires (ADF)</p>  <p>Q1 – 51 Incidents YTD – 51 Incidents Annual Target – 177</p>	<p>HI 2 ADF Fatal Casualties</p>  <p>Q1 – 1 YTD – 1 Annual Target – 0</p>	<p>HI 3 ADF Non-Fatal Casualties</p>  <p>Q1 – 3 YTD – 3 Annual Target – below 30</p>
<p>HI 4 Non-Domestic Building Fires</p>  <p>Q1 – 13 Incidents YTD – 13 Incidents Annual Target – below 37</p>	<p>HI 5 Fatal Casualties in Non-Domestic Building Fires</p>  <p>Q1 – 0 YTD – 0 Annual Target – 0</p>	<p>HI 6 Non-Fatal Casualties in Non-Domestic Building Fires</p>  <p>Q1 – 0 YTD – 0 Annual Target – 1</p>
<p>HI 7 Road Traffic Collision (RTC) Incidents</p>  <p>Q1 – 5 Incidents YTD – 5 Incidents Annual Target – below 42</p>	<p>HI 8 Fatal RTC Casualties</p>  <p>Q1 – 0 YTD – 0 Annual Target – 0</p>	<p>HI 9 Non-Fatal RTC Casualties</p>  <p>Q1 – 1 YTD – 1 Annual Target – below 19</p>
<p>HI 10 Unwanted Fire Alarm Signals</p>  <p>Q1 – 185 Incidents YTD – 185 Incidents Annual Target – below 1175</p>	<p>HI 11 Deliberate Primary Fires</p>  <p>Q1 – 20 Incidents YTD – 20 Incidents Annual Target – below 63</p>	<p>HI 12 Deliberate Secondary Fires</p>  <p>Q1 – 125 Incidents YTD – 125 Incidents Annual Target – below 527</p>

Year-to-Date Legend

	Below headline target
	Less than 10% above headline target
	More than 10% above headline target

PERFORMANCE HIGHLIGHTS

Of the 12 headline indicators and targets, the following performance should be noted for Q1 2020/21:

- The number of **Accidental Dwelling Fire's (ADF's)** have **increased** slightly from the same quarter last year. Due to a lower annual target set for this year, the YTD figure is sitting currently at red.
- There was **one ADF Fatal Casualty** encountered during this quarter, which has been a change from a continuing trend of zero for the past 4 years. The number of **ADF Non-Fatal Casualties** continues to **reduce** over the longer term and performance during Q1 and for the year to date is **50% lower** than the same period the previous year.
- The number of **Non-Domestic Building Fires** have increased slightly from the same period last year, with the YTD figure sitting higher against the target set for the year. This target is therefore sitting at red.
- There were **zero Fatal Fire Casualties in Non-Domestic Buildings** and, **zero Non-Fatal Fire Casualties in Non-Domestic Buildings also encountered** during this quarter. The overall figures highlight an encouraging **reduction** over the longer term. These performance indicators are currently showing green.
- The number of **Road Traffic Collision Incidents for Q1** has reduced significantly from the previous quarter by **71%**. There has also been a reduction of **46%** against the 3-year average for the same quarter.
- There were no **Road Traffic Collision (RTC) Fatal Casualties** encountered during Q1. Encouragingly, the number of **RTC Non-Fatal Casualties** rescued during this quarter is **86% lower** than the previous quarter and is therefore showing green. Figures for the year are currently meeting the targets set.
- The YTD figure of **Unwanted Fire Alarm Signals (UFAS) caused by automatic fire alarms (AFAs) in non-domestic buildings** has seen a **29% reduction** from the same period last year. There has also been an encouraging **25% reduction** from the previous quarter. YTD figure for this quarter is also **37% below target** for this quarter, and is therefore showing green
- The number of **Deliberate Primary Fires** YTD has seen a slight increase against the same period for last year. This performance indicator is currently showing red due to exceeding the headline target set for this quarter, and an overall lower annual target set.
- The number of **Deliberate Secondary Fires** attended during Q1 has seen an encouraging long-term **32% reduction** for the 3-year average for the same period. The YTD figure is **5% below the average** for this quarter, and this is therefore showing green. The continued and significant efforts to proactively address deliberate fire setting throughout Dundee City highlights the benefits of a targeted multi-agency approach. This strategy clearly has a positive impact on fire related anti-social behaviour incidents, as we continually strive to improve this picture.

PRIORITY 1 - IMPROVING FIRE SAFETY IN THE HOME

HI 1 – Accidental Dwelling Fires (ADF)

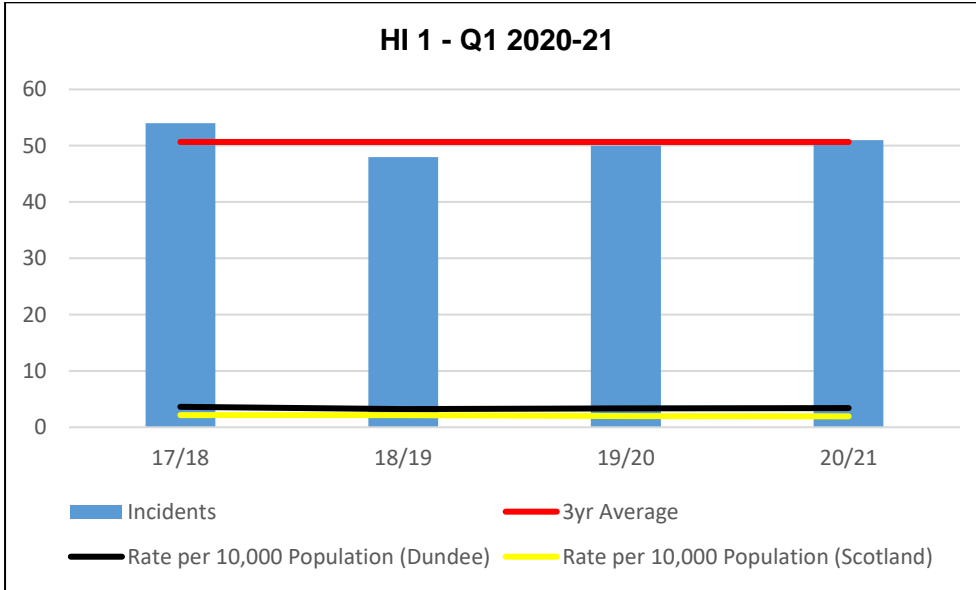


Table 1: Year to Date (April to June) Performance

	17/18	18/19	19/20	20/21	YTD	Annual Target
HI 1: ADF's	54	48	50	51	Red	177

HI 2 - ADF Fatal Casualties & HI 3 - ADF Non-Fatal Casualties

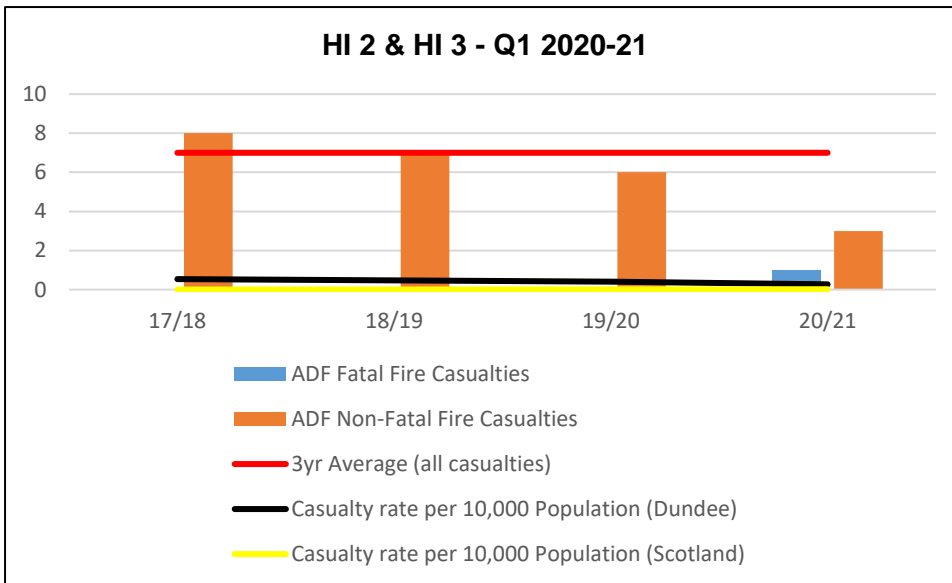


Table 2: Year to Date (April to June) Performance

	17/18	18/19	19/20	20/21	YTD	Annual Target
HI 2: ADF Fatal Casualties	0	0	0	1	Red	0
HI 3: ADF Non-Fatal Casualties	8	7	6	3	Green	Below 30

Indicator Description

The largest single type of primary fire in Dundee is accidental fires in the home and their prevention is a key focus of the Service's community safety activity.

HI 1 – Accidental Dwelling Fires (ADF)

As a headline target, the aim is to reduce the rate of ADF's by keeping these incidents **below 177**, during 2020/21.

HI 2 – ADF Fatal Casualties

This indicator concentrates on members of the community for whom fire has been clearly identified as the cause of death, even if they die some-time after the actual fire. Those who die at, or after, the fire but where fire is **not** identified as the cause of death, are not included within these figures.

As a headline target, the optimum aim is to always strive to have **Zero ADF Fatal Casualties** in Dundee City.

HI 3 – ADF Non-Fatal Casualties

This headline target counts all types of non-fatal fire injury in the home, including precautionary checks.

As a headline target, the aim is to reduce the risk of injury from fire in the home by keeping fire injuries **below 30**, during 2020/21.

What we aim to Achieve

As well as helping to deliver Priority One: *Improving Fire Safety in the Home*, meeting the headline targets will also support the long-term ambition of the City Plan for Dundee and supports achievement of the following local outcomes:

- Our people will be better educated and skilled within a city renowned for learning and culture;
- Our children will be safe, healthy, achieving, nurtured, active, respected, responsible and included;
- People in Dundee will be able to live independently and access support when they need it;
- Our communities will be safe and feel safe

Performance Management

There were **51 ADF's** reported during Q1, which has increased slightly from the same quarter last year. The total number of ADF's for the YTD 2019/20 is **51**, which is the same number when compared with the 3-year average for Q1 figures. We are currently showing **red** for achieving the HI 1 annual target, due to a low annual target set for the year. There was **one** ADF Fatal Casualty during Q1. We have therefore exceeded the target of **zero** and are showing red for not achieving the annual target. There were 3 ADF Non-Fatal Casualties during Q1, which is a **50% decrease** from the same quarter last year. This number continues to reduce over the longer term, with a **57% decrease** against the 3-year average for this quarter.

The community safety engagement section of Appendix One details a range of community safety engagement programmes conducted during Q1, in support of achieving the targets. This included completing 85 Home Fire Safety Visits (HFSV), of which 36 were targeted at high risk individuals and 37 targeted at medium risk individuals. Restrictions in movement as a result of the Coronavirus Pandemic severely reduced our capability to conduct these home visits.

PRIORITY 2 – IMPROVING FIRE SAFETY AND RESILIENCE IN THE BUSINESS COMMUNITY

HI 4 – Non-Domestic Building Fires

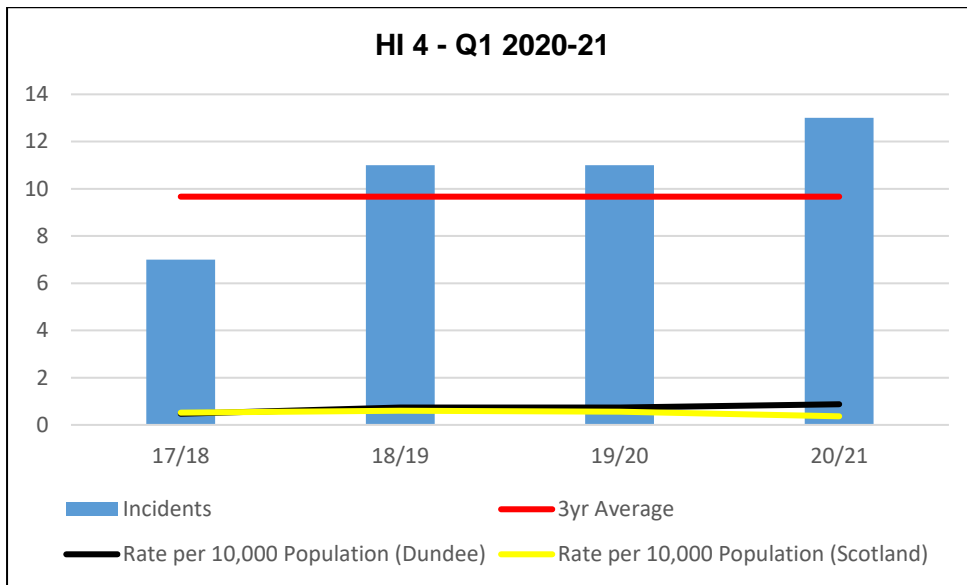


Table 3: Year to Date (April to June) Performance

	17/18	18/19	19/20	20/21	YTD	Annual Target
HI 4: Non-Domestic Building Fires	7	11	11	13	Red	Below 37

HI 5 – Fatal Fire Casualties in Non-Domestic Buildings & HI 6 – Non-Fatal Fire Casualties in Non-Domestic Buildings

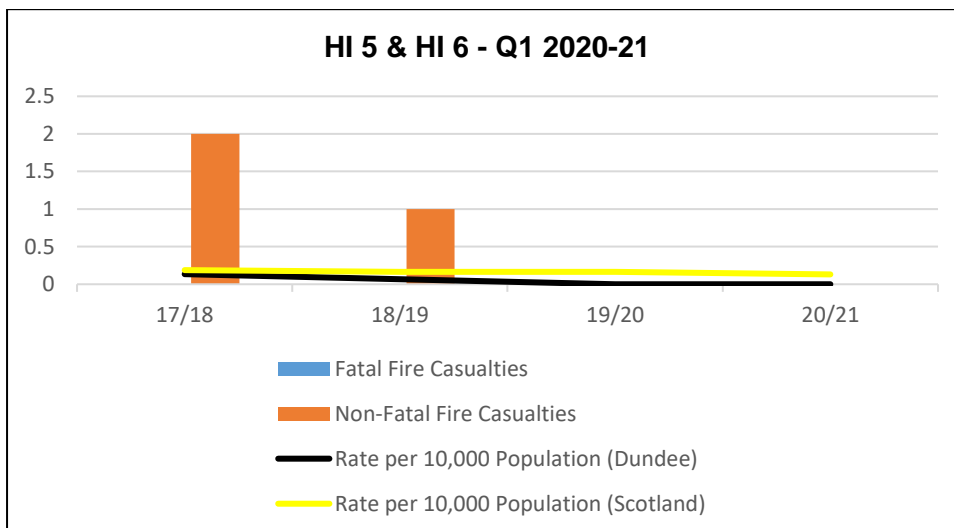


Table 4: Year to Date (April to June) Performance

	17/18	18/19	19/20	20/21	YTD	Annual Target
HI 5: Fatal Fire Casualties	0	0	0	0	Green	0
HI 6: Non-Fatal Fire Casualties	2	1	0	0	Green	1

Indicator Description

These headline indicators and targets cover the types of non-domestic buildings applicable to Part 3 of the Fire (Scotland) Act 2005 ('The Act') (e.g. care homes, hotels and hospitals) and is designed to reflect the effectiveness of fire safety management in respect of these types of buildings.

HI 4 - Non-Domestic Building Fires Applicable to the Act

As a headline target, the aim is to reduce the rate of accidental fires in non-domestic buildings (where 'The Act' applies), by keeping these fires **below 37** in Dundee during 2020/21.

HI 5 – Fatal Fire Casualties in Non-Domestic Building Fires Applicable to the Act

This indicator counts those people for whom fire has been clearly identified as the cause of death, even if they die some time after the actual fire. Those who die at, or after, the fire but where fire is **not** identified as the cause of death are not included in these figures. As a headline target, the aim is to have **Zero Fatal Fire Casualties** in non-domestic buildings applicable to the Act, in Dundee during 2020/21.

HI 6 – Non-fatal Fire Casualties in Non-Domestic Building Fires Applicable to the Act

This headline target counts all types of non-fatal fire injury in non-domestic buildings, including precautionary checks. As a headline target, the aim is to reduce risk of injury from fire in non-domestic buildings, by keeping fire injuries **at one** in Dundee during 2020/21.

What we aim to Achieve

As well as helping to deliver Priority Two: *Improving Fire Safety and Resilience in the Business Community*, meeting the headline targets will also support the long-term ambition of the City Plan for Dundee and supports achievement of the following local outcomes:

Dundee will be an internationally recognised city at the heart of a vibrant region with more and better employment opportunities for people

Our communities will be safe and feel safe

Our people will live in strong, popular and attractive communities

Performance Management

There were **13** incidents in non-domestic buildings during Q1, the majority were relatively minor in nature involving minimum firefighting intervention. This figure is an increase of 2 incidents from the same quarter last year. The total number of fires for the year to date of 2019/20 stands at 37, and is currently showing red for achieving the HI 4 annual target for the year.

There were **zero** Non-Domestic Fatal Casualties during Q1. We are therefore showing green for achieving the HI 5 annual target.

There were **zero** Non-Domestic Non-Fatal Casualties during Q1, HI 6 headline annual target is therefore showing green.

Our dedicated Fire Safety Enforcement Officers continue to audit relevant premises that fall within the scope of the Fire (Scotland) Act 2005 to ensure compliance with their statutory responsibilities. The target set for this year is **366** fire safety audits. It was not possible to conduct any audits during Q1 during the Coronavirus restrictions.

PRIORITY 3 – MINIMISING THE IMPACT OF UNINTENTIONAL HARM

HI 7 – Road Traffic Collision (RTC) Incidents

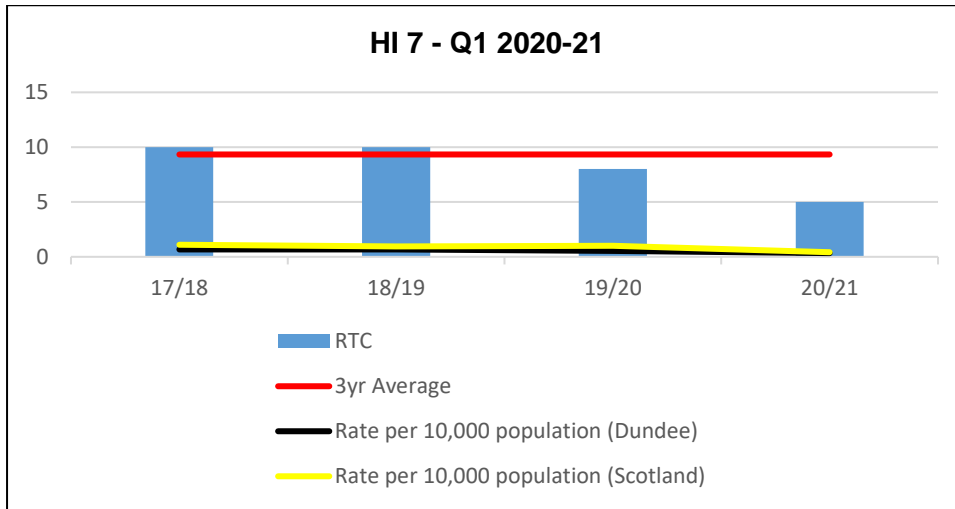


Table 5: Year to Date (April to June) Performance

	17/18	18/19	19/20	20/21	YTD	Annual Target
HI 7: RTC Incidents	10	10	8	5	Green	Below 42

HI 8 – Fatal RTC Casualties & HI 9 – Non-Fatal RTC Casualties

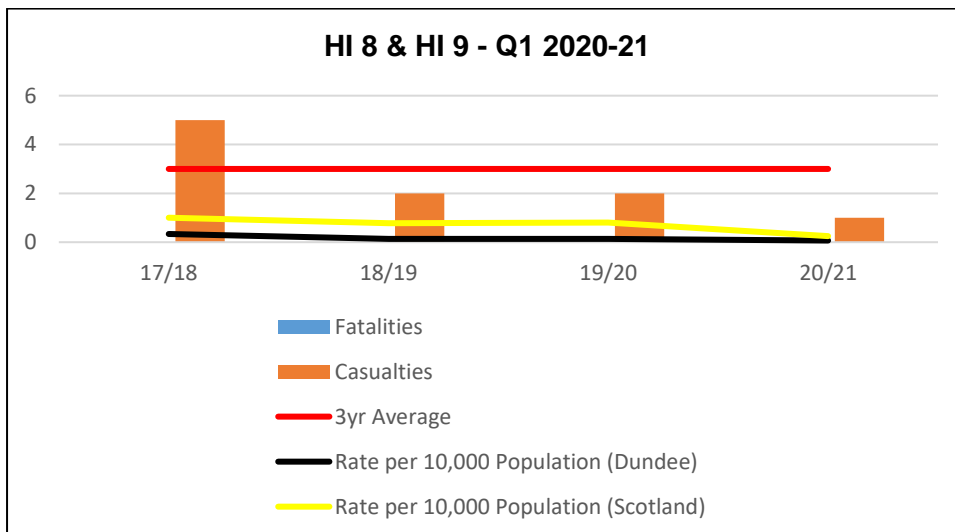


Table 6: Year to Date (April to June) Performance

	17/18	18/19	19/20	20/21	YTD	Annual Target
HI 8: Fatal RTC Casualties	0	0	0	0	Green	0
HI 9: Non-Fatal RTC Casualties	5	2	2	1	Green	Below 19

Indicator Description

The SFRS has become increasingly involved in more non-fire related prevention work, in support of its role in promoting the wider safety and well-being of its communities, including minimising the impact of unintentional harm. The headline indicators and targets reflect the fact that most of non-fire related casualties attended by the SFRS in Dundee are at RTC Incidents.

HI 7 - RTC Incidents

As a headline target, the aim is to reduce the rate of RTC incidents, by keeping them **below 42** during 2020/21.

HI 8 – Fatal RTC Casualties

As a headline target, the aim is to reduce the risk of death from RTC's in Dundee, by keeping the number of fatal RTC casualties **at 0** during 2020/21.

HI 9 - Non-fatal RTC Casualties

As a headline target, the aim is to reduce the risk of injury from RTC's in Dundee, by keeping non-fatal RTC casualties **below 19** during 2020/21.

What we aim to Achieve

As well as helping to deliver Priority Three: *Minimising the Impact of Unintentional Harm*, meeting the headline targets will also support the long-term ambition of the City Plan for Dundee and supports achievement of the following local outcomes:

- Our people will be better educated and skilled within a city renowned for learning and culture
- Our children will be safe, healthy, achieving, nurtured, active, respected, responsible and included
- People in Dundee will be able to live independently and access support when they need it
- Our communities will be safe and feel safe

Performance Management

SFRS attended **5 RTC Incidents** during Q1. This is a **reduction of 71%** from the previous quarter. There has also been a 46% reduction against the 3-year average for the same quarter. At 3 of these incidents, firefighters attended to ensure the scene/vehicles were made safe and assist other emergency services on scene. No persons were trapped within their vehicle. This indicator is therefore currently showing green against the headline target.

Of the RTC Incidents we attended during Q1, **zero** fatal casualties were encountered. The total number of **Fatal RTC Casualties** for the year to date stands at **0** so we are showing green for the HI 8 annual target. There was **one** Non-Fatal RTC Casualties during this quarter, which equates to **86% reduction** from the previous quarter, and is therefore showing green against the headline target.

PRIORITY 4 – REDUCING UNWANTED FIRE ALARM SYSTEMS

HI10 – Unwanted Fire Alarm Signals (UFAS)

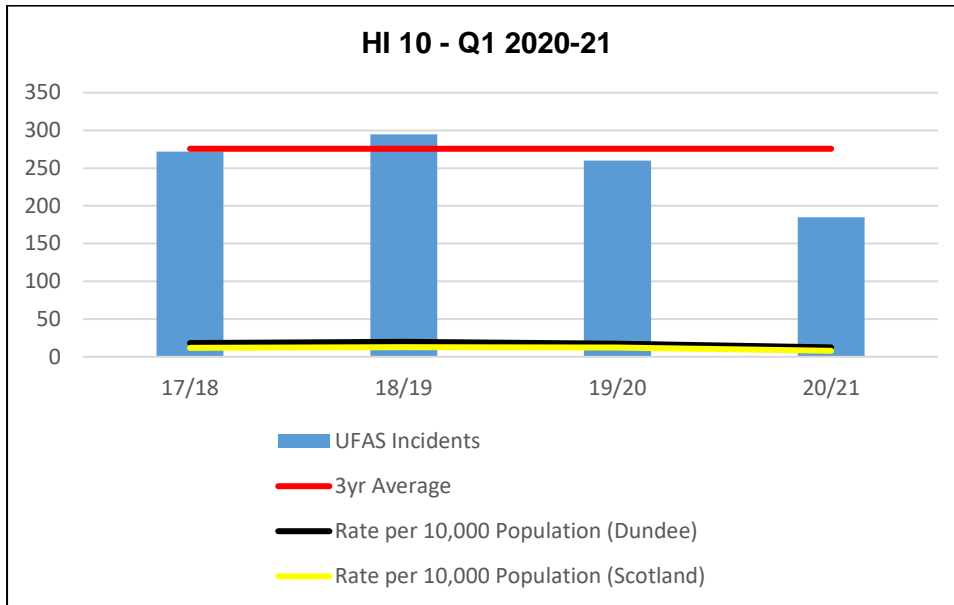


Table 7: Year to Date (April to June) Performance

	17/18	18/19	19/20	20/21	YTD	Annual Target
HI 10: UFAS Incidents	272	295	260	185	Green	Below 1175

Indicator Description

Automatic Fire Alarms (AFA) are fundamental to providing early warning from fire, giving people the chance to evacuate safely. However, to be effective, they must be properly installed and maintained, and a good fire safety management regime must be in place by the duty holder, so they do not activate when there is no fire.

Every Unwanted Fire Alarm Signal from an AFA has an impact in terms of unnecessary blue light journeys, redirecting SFRS resources away from other activities such as community safety work and causing considerable disruption to businesses.

HI 10 – Unwanted Fire Alarm Signals (UFAS)

As a headline target, the aim is to improve fire safety management and awareness, by reducing the number of attendances to unwanted fire alarm signals (UFAS) from automatic systems in non-domestic buildings to **less than 1175** during 2020/21.

What we aim to Achieve

As well as helping to deliver Priority Four: *Reducing Unwanted Fire Alarm Signals*, meeting the headline targets will also support the long-term ambition of the City Plan for Dundee and supports achievement of the following local outcomes:

- Dundee will be an internationally recognised city at the heart of a vibrant region with more and better employment opportunities for people;
- Our people will be better educated and skilled within a city renowned for learning and culture;
- Our children will be safe, healthy, achieving, nurtured, active, respected, responsible and included;
- Our communities will be safe and feel safe.

Performance Management

During Q1, we were called out to **185 UFAS**. This is **33% lower** than the three-year average for that quarter. YTD, the total number of UFAS stands at **185** so we are showing green for achieving the HI 10 annual target. There has also been an **29% reduction** for YTD figures from the previous year.

The table below lists the top five property types that had persistent call-outs due to UFAS during Q1.

Property Types	No. of UFAS
Hospitals/Medical Care	34
Student Halls of Residence	16
Education – University/College	13
Residential – Care Home	12
Residential - Hotels	12

Our operational crews continued to investigate the cause of every UFAS event and engaged with the duty holder when in attendance at these call-outs. Every UFAS call-out was utilised as an opportunity to educate the duty holder about the impact UFAS has on their businesses and the Service as a whole. UFAS incidents create a significant number of unnecessary blue-light journeys, placing our firefighters and communities at risk, and tying up resources that may be needed at a real emergency elsewhere. To reduce the impact of UFAS, we have introduced a process, that will ensure our weight and speed of response to UFAS incidents is based on risk.

PRIORITY 5 – REDUCING DELIBERATE FIRES

HI 11 – Deliberate Primary Fires

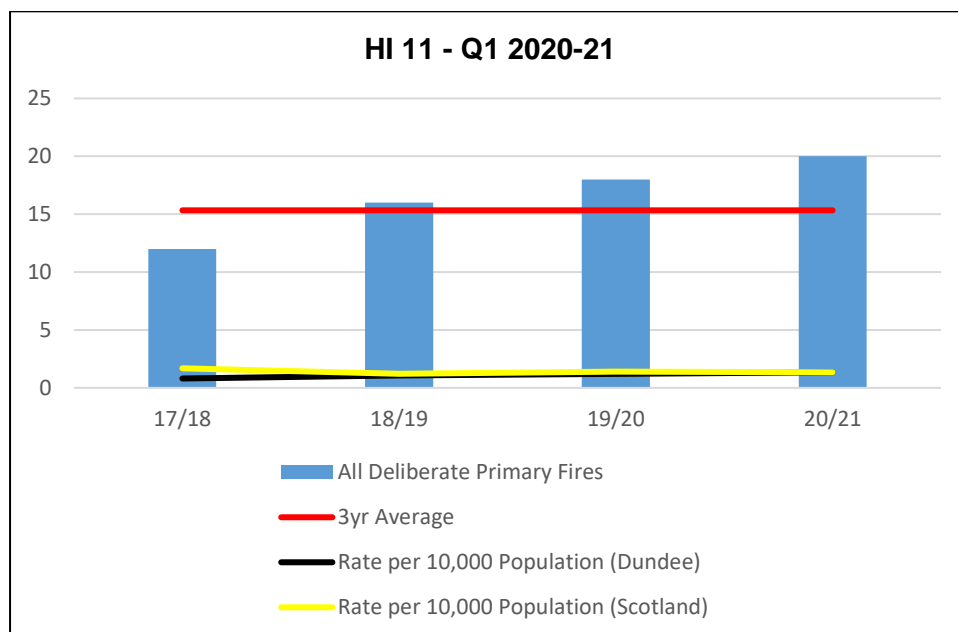


Table 8: Year to Date (April to June) Performance

	17/18	18/19	19/20	20/21	YTD	Annual Target
HI 11: Deliberate Primary Fires	12	16	18	20	Green	Below 63

HI 12 – Deliberate Secondary Fires

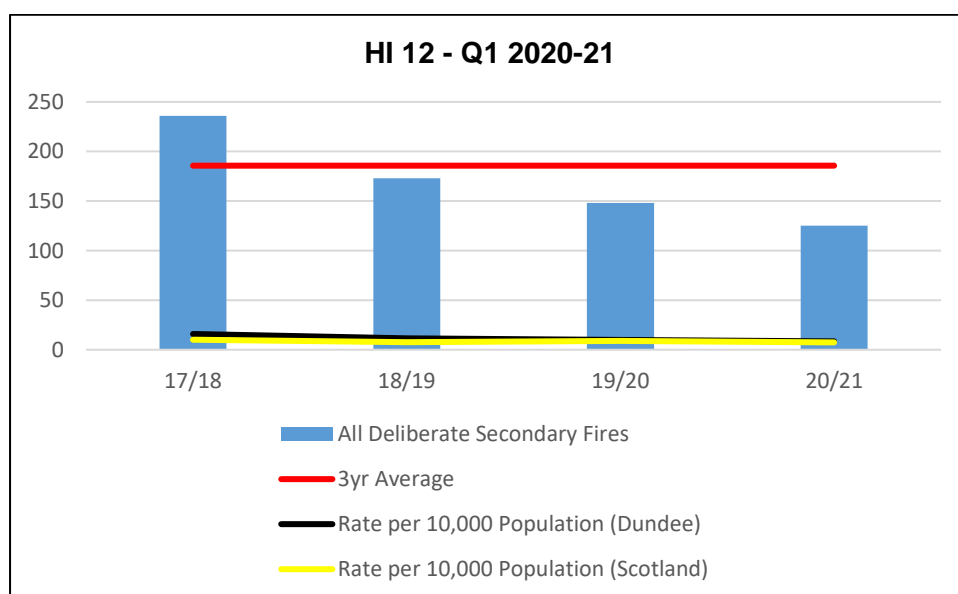


Table 9: Year to Date (April to June) Performance

	17/18	18/19	19/20	20/21	YTD	Annual Target
HI 12: Deliberate Secondary Fires	236	173	148	125	Green	Below 527

Indicator Description

These headline and indicators targets account for all types of fire that are believed to have been started intentionally, and are categorised as Deliberate Primary Fires and Deliberate Secondary Fires.

HI 11 – Deliberate Primary Fires

These deliberate fires cover the following types:

- Fires in the home
- Fires in non-domestic buildings
- Fires in motor vehicles

As a headline target, the aim is to reduce the rate of deliberate primary fires in Dundee by keeping these fires **below 63** during 2020/21.

HI 12 – Deliberate Secondary Fires

These deliberate fires cover the majority of outdoor fires including grassland and refuse fires and include fires in derelict buildings, but not chimney fires. As a headline target, the aim is to reduce the rate of deliberate secondary fires in Dundee by keeping these fires **below 527** during 2020/21.

What we aim to Achieve

As well as helping to deliver Priority Five: *Reducing Deliberate Fires*, meeting the headline targets will also support the long-term ambition of the City Plan for Dundee and supports achievement of the following local outcomes:

- Dundee will be an internationally recognised city at the heart of a vibrant region with more and better employment opportunities for people
- Our children will be safe, healthy, achieving, nurtured, active, respected, responsible and included
- Our communities will be safe and feel safe
- Our people will live in strong, popular and attractive communities

Performance Management

There were **20 deliberate primary fires** reported during Q1, which is a slight increase against the same period for last year. These incidents included several vehicle fires and a mixture of non-residential and dwelling fires in Dundee. Prevention work is ongoing to address deliberate fire setting, and due to the annual low target set for the annual year the current total is therefore showing red for achieving the HI 11 annual target of below 63. There were **125 deliberate secondary fires** reported during Q1, which is **32% below** the three-year average for that quarter, and as a result we are showing green for achieving the HI 12 annual target. This figure is **5% below** the annual target for this quarter.

Intelligence relating to deliberate fires is shared with our partners during multi-agency tasking and co-ordinating meetings and is also discussed at the fire related anti-social behaviour group. Innovative partnership working opportunities have resulted in a very pleasing downward trend in deliberate secondary fires and the associated anti-social behaviour that is often attributed to these types of incidents.

PRIORITY 6 – EFFECTIVE RISK MANAGEMENT AND OPERATIONAL PREPAREDNESS

Description

Risk Management and operational preparedness is a key area of work for the SFRS. In Dundee, this means:

- Knowing what the risks are in Dundee and then making plans, so we are resilient to respond to any event.
- Being prepared to respond to national threats or major emergencies.
- Developing flexibility to deploy crews, to take on a broadening role within the community.
- Firefighters being equipped to deal with emergencies safely and effectively and our stations being in a constant state of readiness.

What we aim to Achieve

As well as helping to deliver Priority Six: *Effective Risk Management and Operational Preparedness*, our activities will also support the long-term ambition of the City Plan for Dundee and supports achievement of the following local outcomes:

- Dundee will be an internationally recognised city at the heart of a vibrant region with more and better employment opportunities for people
- Our communities will be safe and feel safe
- Our people will live in strong, popular and attractive communities

Activity

During Q1 we delivered our quarterly training commitment to operational firefighters with a focus on the core skills of; Pumps, Water Safety Awareness and Driving as well as ensuring training/testing preparedness to deal with the following standard/advanced modules for incidents involving the following subject areas;

- Electricity
- Trenches, Pits and Wells
- Silos

During Q1, and in accordance with Scottish Government Coronavirus guidelines, firefighters adapted their training sessions on these subjects by focussing on their theoretical knowledge on station, and creating innovative simulated practical scenarios within station drill yards. Our operational crews continually focus on raising their awareness of new and existing associated risks and hazards at these types of incidents, and take necessary and effective action to constantly improve pre-planning arrangements for dealing with these local risks. Visits to local high-risk premises include Hospitals, Care Homes, High Rise Buildings, Forth Ports Dundee, Education and Student Accommodation, Industrial, and Large Shopping Centres.

APPENDIX 1: COMMUNITY SAFETY ENGAGEMENT PROGRAMMES

#MAKE THE CALL
AND YOU COULD HELP
SAVE A LIFE

SCOTTISH FIRE AND RESCUE SERVICE
Working together for a safer Scotland

**Do you know someone
OVER 50 who
SMOKES?**

.....

And do they meet one or more of the following criteria:

- Living alone?
- Mobility issues?
- Using medical oxygen?

THEY MAY BE AT GREATER RISK OF FIRE AND WE NEED TO REACH THEM!

#MAKETHECALL
0800 0731 999
to book a free
HOME FIRE SAFETY VISIT
or text "FIRE" to 80800 from your mobile phone

The Scottish Fire and Rescue Service are calling on communities to help stop preventable deaths in house fires – by making a five-minute phone call.

“Make the Call” is a hard-hitting appeal to carers, family, friends and of those who are at risk of serious injury or even death because of an accidental fire in their home.

The latest statistics show that more than 20 people who are over the age of 50, smoke and either have mobility issues, live alone, or use medical oxygen have already been injured, some seriously, by such fires between January 1 and April 30 this year.

Tragically, 12 of those people sadly passed away.

SFRS is now appealing to communities across Scotland to help save a life and consider home fire safety when checking in on vulnerable neighbours, patients, friends and family members during lockdown and to put them in touch with SFRS wherever possible using the free Home Fire Safety Visit phonenumber.

APPENDIX 2: NOTABLE INCIDENTS/EVENTS

Reed Beds Fire – Carse of Gowrie

On Monday 27th April 2020, at 11:46hrs, SFRS mobilised to a report of a large fire developing within the reed beds in the Carse of Gowrie, between Longforgan and Errol. The reed beds are a Site of Special Scientific Interest and an important conservation area for rare birdlife.

With an initial area affected of 400 square metres, the fire rapidly intensified resulting in an approximate 3km stretch of reed beds along the coastline being consumed by fire. Nearby properties and mature woodlands were also under threat, which was exacerbated by unpredictable wind speed and direction. With access to the fire severely limited due its geographical location, and 15-metre-high flames fanned by the wind, the safety of firefighters, partner agencies and nearby residents was paramount.

A large deployment of SFRS resources from Dundee, Perth and surrounding areas ensued, with air support from a local helicopter company with experience in dealing with wildfires. Volunteer agencies were also called upon to provide aerial footage using drones to assist the firefighting operations. 65 firefighters and officers with a range of firefighting vehicles and equipment tackled the blaze into the evening, with a total of 77,000 litres of water from the River Tay dropped onto the fire using the helicopter with a specialist water bucket attached.



Intense walls of flames and thick black smoke could be seen for miles around



Aerial image highlighting extent of the area of reed beds consumed by fire.



Limited access to the site with nearby properties and mature woodland highlight the challenges faced by the emergency services attending the scene.